

CP Violation and the Problem Measuring ϕ_1

Ramy Naboulsi

April 24, 2019

Tokyo Institute of Technology, Department of Physics, O-okoyama, Meguro-ku, Tokyo

Abstract

This paper presents methods to determine the angle ϕ_1 of the unitarity triangle. At present, this triangle can only be constrained indirectly through semileptonic $b \rightarrow cl$ decays, $b \rightarrow ul$ decays, $B^0 - \bar{B}^0$ mixing and the parameter ϵ_K describing indirect CP violation in the neutral kaon system. The review deals with direct measurements of ϕ_1 , which are usually regarded as being very difficult from an experimental point of view.

I. An Overview of Methods for Extracting ϕ_1

During recent years, several methods to obtain information on the CKM angle ϕ_1 , to constrain or even to extract it have been proposed. These strategies can be classified in various ways. For example, some of them are theoretically clean, some suffer from hadronic uncertainties, some use B_s decays and some methods appear simply to be unfeasible. The studies summarized in this chapter are rather selective, and are focused on those methods which appear most promising at the present time. They include strategies to determine using the following tools:

- Triangle relations among decay amplitudes.
- $B \rightarrow DK$ and the related decays.
- Amplitude relations among $B_{u,d} \rightarrow K$ decays.

-Partial reconstruction of $B_d \rightarrow D^{(*)}$ decays to extract $\sin(2\beta_2 + \beta_1)$.

- $B_s - \bar{B}_s$ mixing.

In contrast to the theoretically clean strategies for measuring β_1 using $B \rightarrow DK$ and related decays, methods employing amplitude relations among $B_{u,d} \rightarrow K$ decays [1,2] are complicated by several inputs affecting the theoretical cleanliness. Both the SU(2) and SU(3) flavor symmetries can be used to relate amplitudes of nonleptonic B decays [3]. While the SU(2) isospin symmetry relating up and down quarks is nearly exact, SU(3) is badly broken, so there are significant theoretical uncertainties [4]. Another problem is related to possible long-distance contributions to QCD penguins with internal charm and up quarks, which may affect some of these methods considerably [5]. Interestingly, also electroweak (EW) penguins [6] have an important impact on some strategies and have been discussed extensively in the recent literature [7,8]. Since the ratio $\frac{g_s}{g} = O(10^{-2})$ of the QED and QCD couplings is very small, one would expect that electroweak penguins should play a minor role in comparison with QCD penguins. If the top quark were not heavy, that would indeed be the case. However, the Wilson coefficient of one electroweak penguin operator increases strongly with the top-quark mass, so that these contributions cannot be neglected [6]. As far as the determination of the CKM angle β_1 from amplitude relations based on flavor symmetries is concerned, electroweak penguins lead in general to very complicated geometrical constructions, i.e., not just to simple triangles, but for instance to amplitude quadrangles [8], whose experimental feasibility is questionable.

The studies of such strategies focus on a simple approach to obtain information on β_1 with the help of the branching ratios for the decays $B^+ \rightarrow \pi^+ K^0$, $B^0 \rightarrow \pi^- K^+$ and their charge conjugates that was proposed in [9] (see also [10,11]). In these decays, electroweak penguins contribute only in "color-suppressed" form and are expected to be considerably less important than in the strategies mentioned in the previous paragraph. Using the SU(2) isospin symmetry of strong interactions to relate the QCD penguin contributions to these decays, one can derive simple relations between the $B^+ \rightarrow \pi^+ K^0$ and $B^0 \rightarrow \pi^- K^+$ decay amplitudes, which probe the CKM angle β_1 . In order to present the basic idea, a discussion is given that at first neglects the electroweak-penguin contributions, as well as certain final state interaction effects, which have received a lot of attention in the recent literature [12,13] (see also [10]). In this case, simple triangle relations are obtained between the $B^+ \rightarrow \pi^+ K^0$ and $B^0 \rightarrow \pi^- K^+$ decay amplitudes and the color-allowed $b \rightarrow u$ "tree" amplitude T^0 contributing to the latter decay. If π^0 could be fixed by using an additional input, one could extract β_2 from this approach, which is from a geometrical point of view very similar to the $B \rightarrow DK$ method. Since it requires only time-independent measurements of branching ratios at the $O(10^{-5})$ level, the $B_{u,d} \rightarrow K$ approach is, in contrast with strategies of the $B \rightarrow DK$ method, promising for future B-physics exper-

iments [10,11].

The crucial theoretical difference between the $B_{u,d} \rightarrow K$ and $B \rightarrow DK$ methods is, however, that the former approach gives a value of ϕ_1 that suffers from some model dependence, in particular, due to the need to $\times |T^0|$. Another theoretical limitation is the neglect of electroweak penguins and rescattering effects, which may also affect the value of $|T^0|$ significantly, thereby making the theoretical uncertainty hard to control [13]. Thus an accurate measurement of the modes $B^+ \rightarrow \pi^+ K^0$ and $B^0 \rightarrow \pi^- K^+$ provides phenomenologically interesting theoretical constraints on ϕ_1 , though not a precision measurement. The combined branching ratios for $B_d \rightarrow \pi^- K$ and $B \rightarrow \pi^- K$, which have been measured recently for the first time by the CLEO collaboration [14], imply a range for ϕ_1 , which takes the form

$$0^\circ \leq \phi_1 \leq \phi_0 \text{ or } 180^\circ - \phi_0 \leq \phi_1 \leq 180^\circ \quad (1)$$

where ϕ_0 can be determined from data. This may be able to provide information complementary to the presently allowed range that is implied by the usual "indirect" tests of the unitarity triangle. Consequently, such constraints on ϕ_1 are of particular phenomenological interest. However, a result inconsistent with these constraints would lead one to question the assumptions of their derivation, particularly those related to π - π state interactions, before concluding that there must be beyond-Standard-Model effects. As was pointed out in [15], if the ratio R of the combined $B_d \rightarrow \pi^- K$ and $B \rightarrow \pi^- K$ branching ratios is found experimentally to be smaller than one, a maximal value of ϕ_0 can be obtained, which does not depend on the magnitude of the "tree" amplitude T^0 , the quantity that introduces the major theoretical uncertainty into the determination of ϕ_1 as sketched in the previous paragraph. Rescattering effects can be taken into account completely in these constraints with the help of experimental data on $B^+ \rightarrow K^+ K^0$, and the theoretical accuracy is mainly limited by electroweak-penguin effects [13] and $SU(3)$ assumptions.

It is shown how the partial reconstruction of $B_d \rightarrow D^{(*)}$ decays may be used to extract $\sin(2\phi_2 + \phi_1)$ [16]. Although the expected CP asymmetries are small, the decay rates are large and one can reconstruct the $D^{(*)}$ final states inclusively with a good efficiency and modest backgrounds. Taking both effects into account, one finds a sensitivity that is comparable to that expected for other determinations of ϕ_3 for a given luminosity. From a theoretical point of view, the approach with $B_d \rightarrow D^{(*)}$ decays [16], which are caused by $b \rightarrow c$ and $(b \rightarrow u)$ quark-level transitions, is very similar to an approach to determine ϕ_1 from the time evolution of $B_s \rightarrow D_s K$ decays [17]. The important differences are that in the case of $B_d \rightarrow D^{(*)}$ one decay path is doubly Cabibbo-suppressed, and that the $B^0 \rightarrow B^0$ mixing phase enters, which can be determined from decays of the type $B_d \rightarrow K_S^0$ (the $B_s \rightarrow B_s$ mixing phase is very small within the Standard Model). As a first approximation, one may use "factorization" to estimate

the corresponding hadronic matrix elements. Since the $B_d \rightarrow D^{(*)} \pi$ modes are color-allowed tree decays receiving no penguin contributions at all, the factorization hypothesis may work reasonably well in this case [18]. Performing more involved analyses, the corresponding hadronic uncertainties can be eliminated in principle, yielding a theoretically clean value of $2\alpha_2 + \alpha_1$, up to discrete ambiguities.

II-Experimental Errors in Extracting α_2 from Triangles

In the methods for measuring described in the following sections, decays whose amplitude A_3 can be expressed as the sum of two contributions A_1 and A_2 are considered:

$$A_3 = A_1 + A_2 = A_1 + |A_2| e^{i\alpha_2} e^{i\alpha_1} \quad (2)$$

Such relations between amplitudes are represented geometrically by a triangle construction in the complex plane. If A_1 and A_2 are the two amplitudes which contribute to a given decay, and if the decay has been chosen such that A_2 has a relative CKM phase α_1 and a relative strong-phase α_2 with respect to A_1 , the situation can be presented as shown in Fig. 1. A_1 and A_2 are the corresponding amplitudes for the B^- , where the overall phase convention has been selected such that $A_1 = A_1$. In addition, since $|A_2| = |A_2|$ one finds

$$A_4 = A_1 + A_2 = A_1 + |A_2| e^{i\alpha_2} e^{i\alpha_1} \quad (3)$$

The variable α_2 is the difference in the strong phases for the two amplitudes and A_3 and A_4 are the two total amplitudes for the decays of the B^- and B^0 respectively. Direct CP violation manifests itself in the magnitudes of A_3 and A_4 being unequal, if the strong-phase α_2 is different from zero. There are 4 parameters in total for the two triangles corresponding to B^- and B^0 ; these are taken to be $|A_1|$, $|A_2|$ and α_1 .

In the simplest case, the experimentally measured quantities are the magnitudes of the four amplitudes A_1 , A_2 , A_3 and A_4 . Hence, $|A_1|$ and $|A_2|$ are measured directly, but α_1 and α_2 need to be calculated from the values of the $|A_i|$. Simple geometry gives (modulus symbols are dropped between here and Eq.(10))

$$\cos(\alpha_2 + \alpha_1) = \frac{A_3^2 - A_1^2 - A_2^2}{2A_1A_2} \quad B^- \quad (4)$$

$$\cos(\alpha_2 - \alpha_1) = \frac{A_4^2 - A_1^2 - A_2^2}{2A_1A_2} \quad B^0 \quad (5)$$

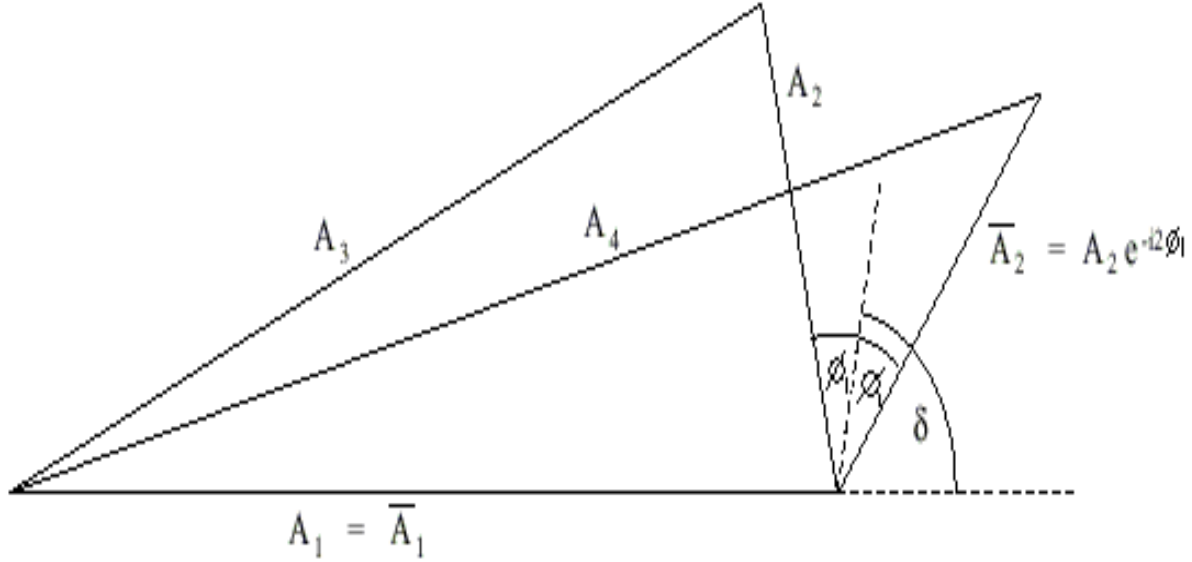


Figure 1: Generic Triangle for A_1 Measurement.

The resulting error on A_1 is calculated from

$$\frac{\partial A_1}{\partial B_3} = \frac{1}{2 A_1 B_3^2} = \frac{1}{2 \sin(\theta_1 + \theta_2)}; \quad (6)$$

$$\frac{\partial A_1}{\partial B_4} = \frac{1}{2 A_1 B_4^2} = \frac{1}{2 \sin(\theta_1)}; \quad (7)$$

and the derivatives for the B_i with respect to the A_i

$$\begin{aligned} \frac{\partial B_3}{\partial A_1} &= \frac{(A_3^2 + A_1^2 - A_2^2)}{2 A_1^2 A_2}; & \frac{\partial B_3}{\partial A_2} &= \frac{(A_3^2 - A_1^2 + A_2^2)}{2 A_1 A_2^2}; \\ \frac{\partial B_3}{\partial A_3} &= \frac{A_3}{A_1 A_2}; & \frac{\partial B_3}{\partial A_4} &= 0; \end{aligned} \quad (8)$$

$$\begin{aligned} \frac{\partial B_4}{\partial A_1} &= \frac{(A_4^2 + A_1^2 - A_2^2)}{2 A_1^2 A_2}; & \frac{\partial B_4}{\partial A_2} &= \frac{(A_4^2 - A_1^2 + A_2^2)}{2 A_1 A_2^2}; \\ \frac{\partial B_4}{\partial A_3} &= 0; & \frac{\partial B_4}{\partial A_4} &= \frac{A_4}{A_1 A_2}; \end{aligned} \quad (9)$$

The error on δ_1 is

$$\delta_1^2 = \sum_i \left(\frac{\partial \delta_1}{\partial A_i} \right)^2 A_i^2; \quad \frac{\partial \delta_1}{\partial A_i} = \frac{\partial \delta_1}{\partial B_3} \frac{\partial B_3}{\partial A_i} + \frac{\partial \delta_1}{\partial B_4} \frac{\partial B_4}{\partial A_i}; \quad (10)$$

Note that for values of δ_1 either $\frac{\partial \delta_1}{\partial B_3}$ or $\frac{\partial \delta_1}{\partial B_4}$ becomes very large so the error determined in this way becomes infinite. This corresponds to the case where one of the two triangles has no height, i.e., $\delta_1 + \delta_2 = \delta_3$ (or δ_4). However, in this case, the CP asymmetry between δ_3 and δ_4 is relatively large for a given δ_1 and therefore easier to observe.

However, if another process can be found which has the same magnitudes of the amplitudes δ_1 and δ_2 , but a different strong-phase $\phi_2 \neq \phi_1$, then

$$A_3^0 = A_1 + \delta_2 e^{i\phi_1} e^{i\phi_2}; \quad (11)$$

$$A_4^0 = A_1 + \delta_2 e^{i\phi_1} e^{i\phi_2}; \quad (12)$$

Measurements of δ_1 , δ_3 and δ_4 for this process will allow both pairs of triangles to be completely determined. There are again three measurements for the second process, of which one (A_1) is not an independent value. Hence, the total number of measured quantities for the two processes is five, which allows the determination of the five unknown parameters, A_1 , A_2 , ϕ_1 , ϕ_2 and ϕ_3 . Thus, A_2 , although not directly measurable in either process, can be calculated from these measurements. Note that, this method results in large errors if ϕ_1 is close to either ϕ_2 or ϕ_3 , or if $\phi_1 = \phi_2$, since the two sets of measurements become redundant. Because small values of the strong phases may be favored (i.e., $\phi_1 = \phi_2 = 0$), this method may not be feasible.

Clearly, this method of considering more processes can be extended to an arbitrary number of measurements. Each new process considered adds two independent measured quantities, but only one unknown (the strong phase). Hence, with three or more processes, the system becomes overconstrained, allowing a cross-check to be made of the results. However, as before, nothing is gained if the strong phases are equal. The requirement that the amplitudes have the same magnitude in the different processes is a major constraint and the only case considered here where this could be applied is for $B^+ \rightarrow D^{(*)0} K^+$ decays, where the different processes correspond to different $D^{(*)0}$ decay modes. In that case, the triangles needed for the measurement are made from the amplitudes for the B^+ decays only, but the experimental measurements are of the products of the amplitudes for both the B^+ and $D^{(*)0}$ decays, where the B^+ part is clearly independent of the $D^{(*)0}$ decay mode.

III-M ethods U sing $B \rightarrow DK$ D ecays

a-A m ethod using $B \rightarrow DK$ d ecays

Applying an appropriate CP phase convention to simplify the following discussion, the CP eigenstates D^0 of the neutral D meson system with CP eigenvalues ± 1 are given by

$$D^0_{\pm} = \frac{1}{\sqrt{2}} (D^0 + i D^{\pm}); \quad (13)$$

so that the $B \rightarrow D^0 K$ transition amplitudes can be expressed as [19]

$$\frac{1}{\sqrt{2}} A(B^+ \rightarrow D^0_+ K^+) = A(B^+ \rightarrow D^0 K^+) + A(B^+ \rightarrow D^{\pm} K^+); \quad (14)$$

$$\frac{1}{\sqrt{2}} A(B^- \rightarrow D^0_- K^-) = A(B^- \rightarrow D^0 K^-) + A(B^- \rightarrow D^{\pm} K^-); \quad (15)$$

These relations, which are exact, can be represented as two triangles in the complex plane. Taking into account that the $B^+ \rightarrow DK^+$ decays originate from $b \rightarrow ucs$ and $b \rightarrow cus$ quark-level transitions (see Fig. 2) yields

$$A(B^+ \rightarrow D^0_+ K^+) = e^{i\phi_2} V_{cb} R_b \bar{A} e^{i\phi_A} = e^{2i\phi_1} A(B^- \rightarrow D^0 K^-) \quad (16)$$

$$A(B^+ \rightarrow D^0_+ K^+) = V_{cb} \bar{A} e^{i\phi_A} = A(B^- \rightarrow D^0 K^-) \quad (17)$$

where $R_b = \frac{1}{\sqrt{2}} \frac{V_{ub}}{V_{cb}}$ measures one side of the unitarity triangle. The quantities \bar{A} , A are magnitudes of hadronic matrix elements of current-current operators, and ϕ_A , ϕ_A denote the corresponding CP-conserving strong phases. Consequently, the modes $B^+ \rightarrow D^0_+ K^+$ and $B^- \rightarrow D^0_- K^-$ exhibit no CP-violating effects. However if $\phi_1 \neq 0$ one finds

$$\bar{A}(B^+ \rightarrow D^0_+ K^+) \neq A(B^- \rightarrow D^0 K^-) \quad (18)$$

Observation of such a CP-violating effect would rule out superweak scenarios in an unambiguous way.

Combining all these considerations, the triangle relations (14) and (15), which are depicted in Fig. 3, can be used to extract ϕ_1 by measuring only the rates of the six processes. This approach was proposed by Gronau and Wyler [19]. It is theoretically clean and suffers from no hadronic uncertainties. As can be seen easily from Fig. 3, this method works also for vanishing CP-conserving strong phases in the $B \rightarrow DK$ modes. Although there would be no CP violation in $B \rightarrow D^0_+ K$ in this case, the extraction of ϕ_1 is still possible. Unfortunately the amplitude triangles are expected to be very squashed ones since $B \rightarrow D^0 K$ is both color- and

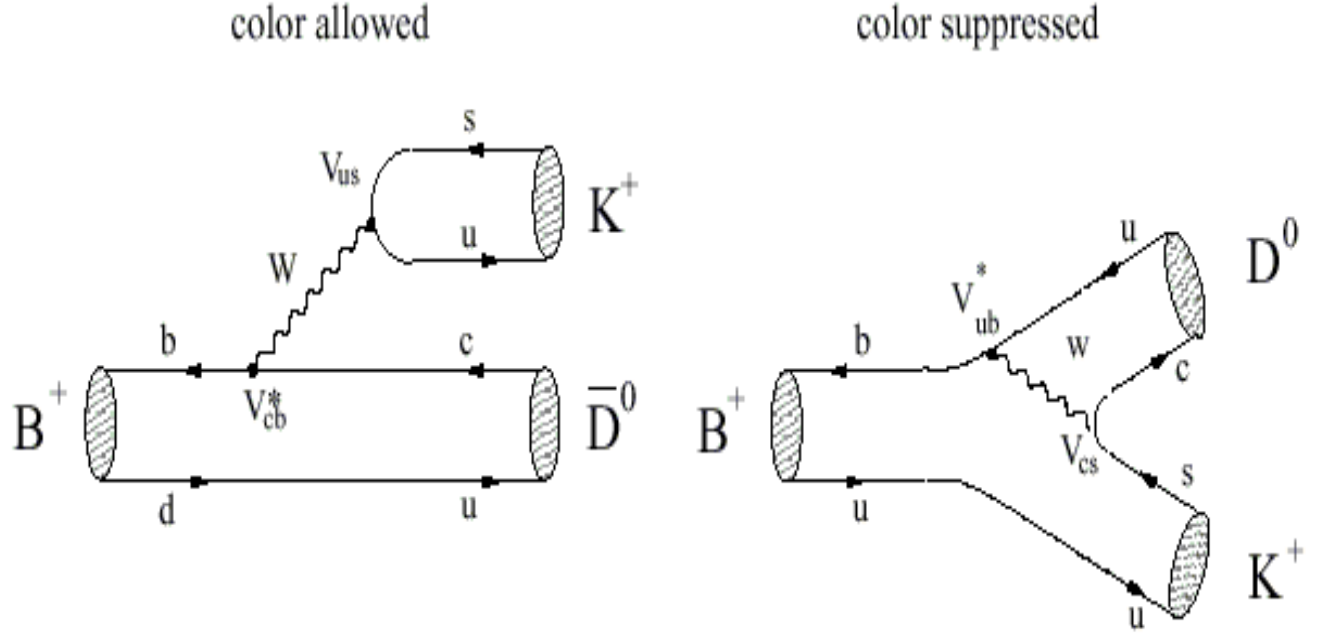


Figure 2 The leading-order Feynman diagrams contributing to the decays $B^+ \rightarrow D^0 K^+$ and $B^+ \rightarrow D^0 \bar{K}^+$.

CKM-suppressed with respect to $B \rightarrow D^0 K$:

$$\frac{\mathcal{A}(B \rightarrow D^0 K)}{\mathcal{A}(B \rightarrow D^0 \bar{K})} = R_b \frac{a_2}{a_1} \approx 0.36 \frac{a_2}{a_1} \approx 0.08 \quad (19)$$

Here a_1 and a_2 are the usual phenomenological color-factors [20]. SU(3) flavor symmetry allows the corresponding branching ratios to be estimated from the measured value, $\mathcal{B}(B \rightarrow D^0) = (5.3 \pm 0.5) \times 10^{-3}$ [21]; one finds $\mathcal{B}(B \rightarrow D^0 K) \approx 4 \times 10^{-4}$ and $\mathcal{B}(B \rightarrow D^0 \bar{K}) \approx 2 \times 10^{-6}$.

While the former branching ratio can be measured using conventional methods, the latter suffers from considerable experimental problems. If $\mathcal{B}(B \rightarrow D^0 \bar{K})$, is measured using hadronic decays of the D^0 , e. g., through $D^0 \rightarrow K^+ K^-$, one has to deal with large interference effects of $O(1)$ with the D^0 channels $B \rightarrow K D^0 [K^+ K^-]$, as has been shown recently [22]. Consider as an example the decay $D^0 \rightarrow K^+ K^-$ exhibiting the branching ratio $\mathcal{B}(D^0 \rightarrow K^+ K^-) = 3.9 \times 10^{-2}$ [21]. Thus the total rate for the decay chain $B \rightarrow K D^0 \rightarrow K^+ K^-$ will be of $O(10^{-7})$.

Although doubly Cabibbo-suppressed, the D^0 may also decay into a K^+ final state where,

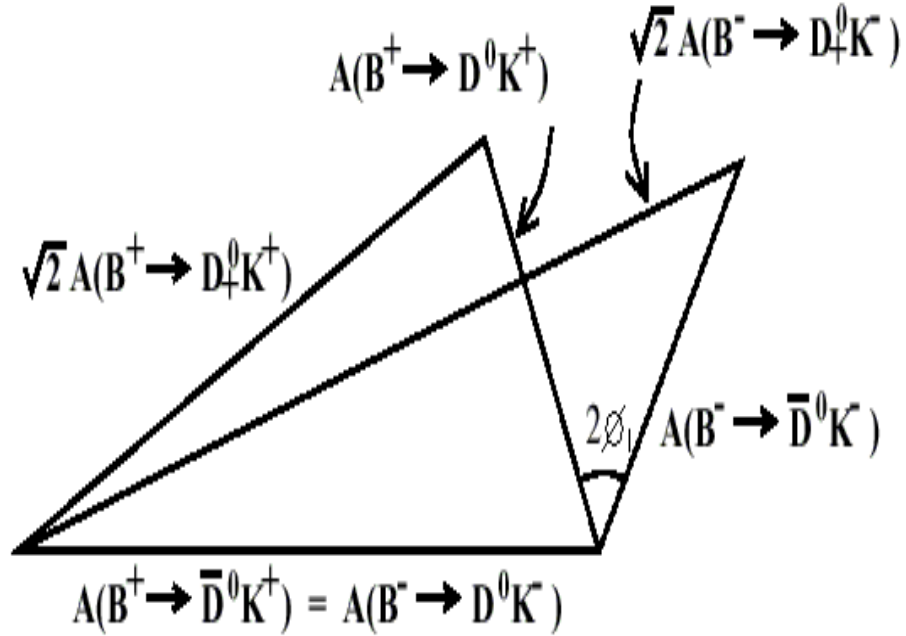


Figure 3 Triangle relations among $B \rightarrow DK$ decay amplitudes.

$B(D^0 \rightarrow K^+)$ $\sim 3 \cdot 10^{-4}$ [21]. Taking into account that the primary decay $B \rightarrow K D^0$ has a branching ratio of $4 \cdot 10^{-4}$, the decay chain $B \rightarrow K[D^0 \rightarrow K^+]$ also has a total branching ratio of $O(10^{-7})$. Since both decay chains give the same final state, there will be $O(1)$ interference effects between the two channels. All possible hadronic tags of the D^0 in the decay will be similarly affected by such interference effects. This serious problem can in principle be avoided by using the semileptonic decay $D^0 \rightarrow l_1 X_s$ to tag the D^0 . However, there will be huge backgrounds, for instance from $B \rightarrow l_1 X_c$ which are $O(10^6)$ larger and may be difficult to control [22]. Another problem that CP eigenstate decays of the neutral D system $D_{\pm}^0 \rightarrow \dots$ are experimentally challenging since the corresponding B (detection efficiency) is expected to be at most of $O(1\%)$. Therefore the original Gronau-Wyler method [19] will unfortunately be very difficult in practice.

b- A Method using $B_d \rightarrow DK$ decays

A variant of the determination of ϕ_1 discussed above was proposed by Dunietz [23]. It uses the decays $B^0 \rightarrow D_+^0 K^0$, $B^0 \rightarrow D^0 K^0$, $B^0 \rightarrow D^0 \bar{K}^0$ and their charge conjugates. Since these

modes are "self-tagging" through $K^0 \rightarrow K^+ K^-$, no time-dependent measurements are needed in this method, although neutral B_d decays are involved. Compared to the Gronau-Wyler approach [19], both $B^0 \rightarrow D^0 K^0$ and $B^0 \rightarrow D^0 \bar{K}^0$ are color-suppressed, i.e.,

$$\frac{\mathcal{A}(B^0 \rightarrow D^0 K^0)}{\mathcal{A}(B^0 \rightarrow D^0 \bar{K}^0)} = R_b \frac{a_2}{a_1} \approx 0.36: \quad (20)$$

Consequently the amplitude triangles are probably not as squashed as in the $B^0 \rightarrow D K$ case. The corresponding branching ratios are expected to be of $O(10^{-5})$. Unfortunately, one also has to deal with the difficulties of detecting the neutral D meson CP eigenstate D_+^0 .

c- Another method using $B^0 \rightarrow D K$ decays

Another method has been proposed [22] to overcome the problems discussed in the previous section. In this approach, the decay chains $B^0 \rightarrow K D^0 [f]$ and $B^0 \rightarrow \bar{K} D^0 [\bar{f}]$, with denoting a doubly Cabibbo-suppressed (Cabibbo-favored) non- CP -nal eigenstate of $D^0 (\bar{D}^0)$ were considered. In this method, one makes use of the large interference effects discussed above which spoil the hadronic tag of the D^0 in the original Gronau-Wyler method. Examples of such decays are the nal states $f = K^+ \bar{K}^-; K^0 \bar{K}^0$. Here, in contrast to the case of $B^0 \rightarrow D_+^0 K^0$ both contributing decay amplitudes should be of comparable size, and potentially large CP -violating asymmetries proportional to the rate difference $\mathcal{B}(B^+ \rightarrow K^+ \bar{f}) - \mathcal{B}(B^+ \rightarrow K^0 \bar{f})$ are expected. Since several hadronic nal states f of neutral D mesons with different strong phases can be considered, measurement of the small branching ratio is not required in order to extract ϕ_1 . The relevant formulae can be written as

$$d(K^0; f_i) = a(K^0)c(f_i) + b(K^0)c(f_i) + 2 \frac{a(K^0)b(K^0)c(f_i)c(f_i) \cos(\phi_i + \phi_1)}{a(K^0)b(K^0)c(f_i)c(f_i) \cos(\phi_i - \phi_1)} \quad (21)$$

$$d(K^0; f_i) = a(K^0)c(f_i) + b(K^0)c(f_i) + 2 \frac{a(K^0)b(K^0)c(f_i)c(f_i) \cos(\phi_i - \phi_1)}{a(K^0)b(K^0)c(f_i)c(f_i) \cos(\phi_i + \phi_1)} \quad (22)$$

where

$$a(K^0) = \mathcal{B}(B^0 \rightarrow K D^0); b(K^0) = \mathcal{B}(B^0 \rightarrow \bar{K} D^0); c(f) = \mathcal{B}(D^0 \rightarrow f) \quad (23)$$

$$c(f_i) = \mathcal{B}(D^0 \rightarrow f_i); d(K^0; f_i) = \mathcal{B}(B^0 \rightarrow K [f_i]); d(K^0; f_i) = \mathcal{B}(B^+ \rightarrow K^+ [f_i]); \quad (24)$$

and ϕ_i denotes a CP -conserving strong rescattering phase (consisting both of strong B and D decay phases) and i labels a specific nal state f_i . Since CP violation in the D system is very tiny within the Standard Model, $\mathcal{B}(D^0 \rightarrow f_i) = \mathcal{B}(\bar{D}^0 \rightarrow f_i)$. In general, each possible nal state f_i will have a different value of ϕ_i . Choosing two different nal states f_1 and f_2 , gives a

set of four equations corresponding to (21) and (22) for $i=1;2$. Assuming that $a(K)$ and the D^0 branching ratios $c(f_1)$ and $c(f_2)$ will be known accurately by the time $d(K;f_1)$ and $d(K;f_2)$ are measured, these four equations determine the four unknowns $a_1; a_2$ and $b(K)$. It is interesting to note that one also obtains the value of the branching ratio $b(K)$, which spoiled the original Gronau-Wyler method, as a by-product. These equations will be nondegenerate if either $\frac{c(f_1)}{c(f_2)} \neq \frac{c(f_2)}{c(f_1)}$ or $a_1 \neq a_2$ which will occur if both f_1 and f_2 are not CP eigenstates, or if f_1 is a CP eigenstate and f_2 is not. The experimental feasibility studies discussed in the following subsection, focus on this variant of the Gronau-Wyler method. To summarize briefly the major problems of this approach: it involves small "total" branching ratios at the 10^{-7} level or even smaller, many channels have to be measured and an accurate determination of the relevant D branching ratios is essential.

IV - Methods Using Flavor Symmetries

a-Theoretical Framework

In a series of interesting papers [1,2] Gronau, Hernandez, London and Rosner (GHLR) pointed out that the $SU(3)$ flavor symmetry of strong interactions [3] can be combined with certain dynamical assumptions, e.g., neglect of annihilation topologies to derive amplitude relations among B decays into π , K and KK final states. Such relations provide an important tool for determining both weak phases of the CKM matrix and strong final-state interaction phases. To this end, only the corresponding branching ratios have to be measured.

In order to review this approach, consider the "state of the art" available about four years ago, when these relations were proposed. At that time it was assumed that electroweak penguins play a very minor role in nonleptonic B decays and consequently their contributions were not taken into account. Within that approximation, the decay amplitudes for $B \rightarrow \pi; K; KK$ transitions can be represented in the limit of an exact $SU(3)$ flavor symmetry in terms of a few reduced matrix elements. This decomposition can also be performed in terms of diagrams. At the quark level one finds six different topologies of diagrams contributing to $B \rightarrow \pi; K; KK$ that show up in the corresponding decay amplitudes only as a few independent linear combinations [1,2] These six topologies include also three non-spectator diagrams, i.e., annihilation processes, where the decaying b quark interacts with its partner anti-quark in the B meson. However, for dynamical reasons, these three contributions are expected to be suppressed relative to the others and thus should play a minor role. Consequently, neglecting these diagrams, three topologies of diagrams suffice to represent the transition amplitudes of B decays into π , K, and KK final states. To be specific, these diagrams, which are shown in Fig. 5, describe "color-allowed"

and "color-suppressed" current-current, i.e., "tree," processes T (T^0) and C (C^0), respectively, and QCD penguins P (P^0). The unprimed amplitudes denote strangeness-preserving decays, whereas the primed amplitudes indicate strangeness-changing transitions [1,2].

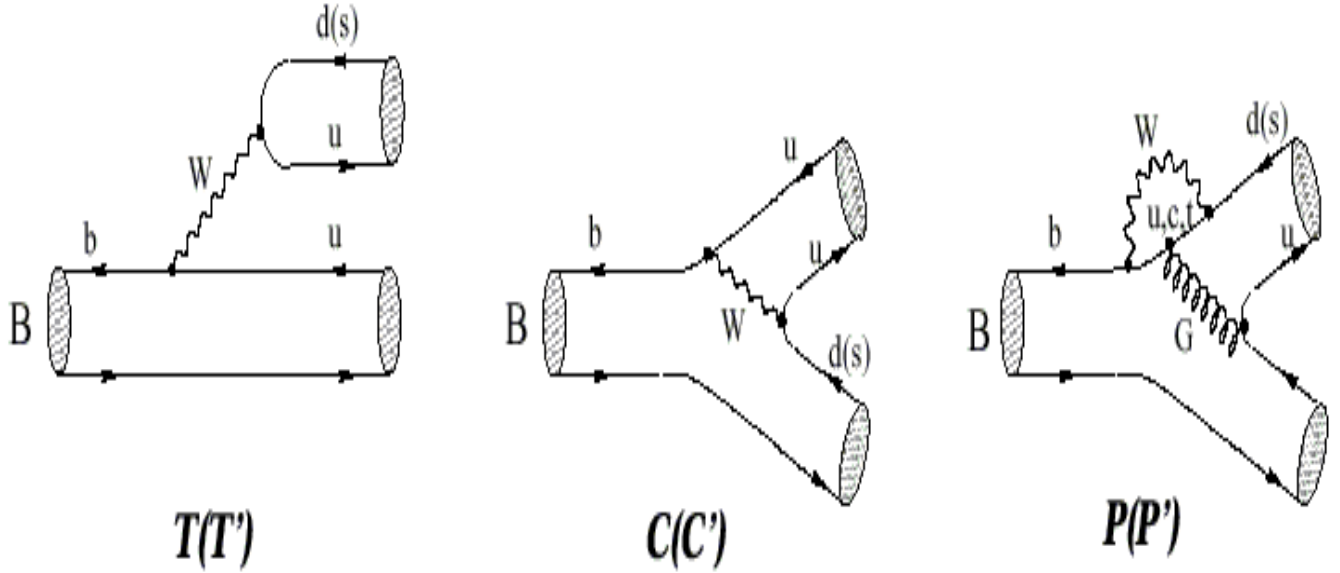


Figure 4: Diagrams contributing to $B \rightarrow \pi^0 \pi^0$; $K^0 \bar{K}^0$ decays.

Consider the decays $B^+ \rightarrow \pi^+ \pi^0$; $\pi^+ K^0$; $\pi^0 K^+$, i.e., the "original" GRL method [1], as an example. Neglecting both electroweak penguins, which will be discussed in more detail below, and the dynamically suppressed non-spectator contributions mentioned above, GHLR found

$$\begin{aligned} \frac{P}{2A} (B^+ \rightarrow \pi^+ \pi^0) &= (T + C) \\ \frac{A}{2A} (B^+ \rightarrow \pi^+ K^0) &= P^0 \\ \frac{P}{2A} (B^+ \rightarrow \pi^0 K^+) &= (T^0 + C^0 + P^0) \end{aligned} \quad (25)$$

with

$$T = |T| e^{i\phi_T}; \quad C = |C| e^{i\phi_C} \quad (26)$$

Here ϕ_T and ϕ_C denote CP-conserving strong phases. SU(3) flavor symmetry allows the strangeness-changing amplitudes T^0 and C^0 to be obtained from the strangeness-preserving ones:

$$\frac{T^0}{T} = \frac{C^0}{C} = \frac{f_K}{f} r_u; \quad (27)$$

where f_K and f_π take into account factorizable SU(3) breaking corrections. It is an easy exercise to combine the decay amplitudes given in (25) appropriately to derive the relations

$$\frac{P^-}{2A(B^+ \rightarrow \pi^0 K^+)} + A(B^+ \rightarrow \pi^+ K^0) = r_u \frac{P^-}{2A(B^+ \rightarrow \pi^+ \pi^0)} \quad (28)$$

$$\frac{P^-}{2A(B^- \rightarrow \pi^0 K^-)} + A(B^- \rightarrow \pi^- K^0) = r_u \frac{P^-}{2A(B^- \rightarrow \pi^- \pi^0)} \quad (29)$$

which can be represented as two triangles in the complex plane. If one measures the branching ratios for the corresponding six decays, these triangles can easily be constructed. Their relative orientation is usually fixed by assuming $A(B^+ \rightarrow \pi^+ K^0) = A(B^- \rightarrow \pi^- K^0)$. The origin of this relation is as follows: a generic $b \rightarrow s$ QCD penguin amplitude P^0 which governs the "penguin" decay $B^+ \rightarrow \pi^+ K^0$, can be expressed as

$$P^0 = [1 - P^0 + 2R_b e^{i\phi}] e^{i\phi} V_{cb} P_{tu}^0 e^{i\phi_{tu}} \quad (30)$$

with

$$P^0 = \frac{P_c^0}{P_t^0} \frac{P_u^0}{P_u^0}; P_{tu}^0 e^{i\phi_{tu}} = P_t^0 e^{i\phi_t} P_u^0 e^{i\phi_u} \quad (31)$$

where P_q^0 denotes strong $b \rightarrow s$ QCD penguin amplitudes with internal quarks [5,24]. Unless certain final state interaction effects play an important role, thereby leading to P^0 close to one, the highly CKM suppressed $e^{i\phi}$ term in (30) can be neglected. In this case, there is no CP-violating weak phase present in the $b \rightarrow s$ QCD penguin amplitude, and

$$A(B^+ \rightarrow \pi^+ K^0) = A(B^- \rightarrow \pi^- K^0): \quad (32)$$

Figure 5 gives an example of a rescattering process affecting this relation. In model calculations using Regge phenomenology to estimate such final state interactions (see, for instance, [25]), one typically finds contributions of the $e^{i\phi}$ term in (30) at the level of 10% which would lead to direct CP-violating asymmetries in $B^+ \rightarrow \pi^+ K^0$ of the same order of magnitude. Also annihilation topologies may be enhanced considerably through rescattering effects [26]. This issue has been discussed in several recent papers [13,27]. It is unclear at present to what extent $B \rightarrow K$ decays are affected by such rescattering processes.

With the assumption of (32), the triangles corresponding to (26) and (29) allow a determination of r_1 , as can be seen in Fig. 6. From a geometrical point of view, this "original" GRL approach [1] is very similar to the $B \rightarrow DK$ construction [19] shown in Fig. 2. Furthermore, it also involves only charged B decays and therefore neither time-dependent measurements nor tagging are required. In comparison with the Gronau-Wyler method [19], the major advantage of the GRL strategy appears to be that all branching ratios are expected to be of the same order of magnitude $O(10^{-5})$, i.e. the corresponding triangles are not squashed ones, and that

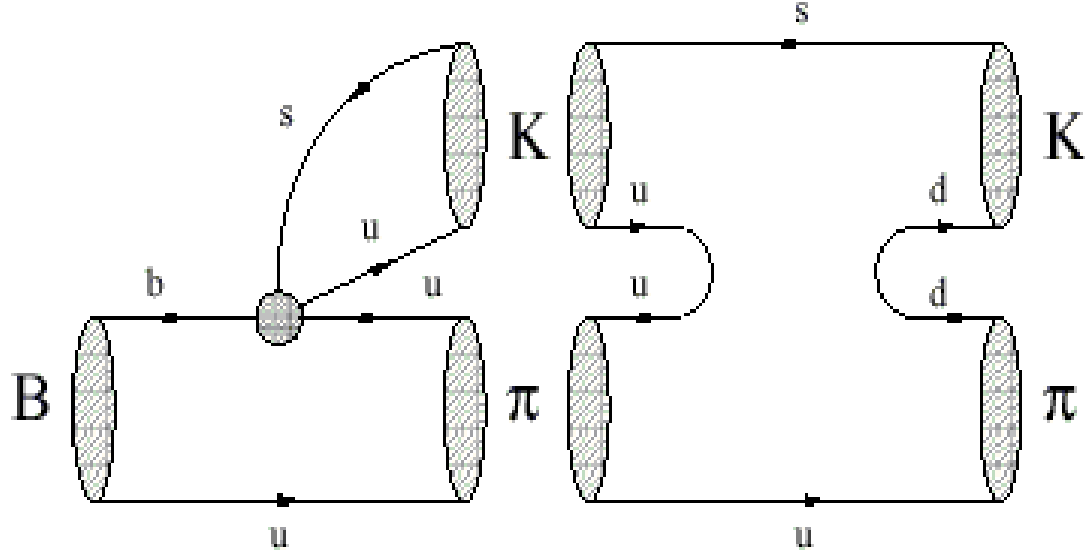


Figure 5 An example of a rescattering contribution to the decay $B^+ \rightarrow \pi^+ K^0$ arising from $B^+ \rightarrow \pi^0 K^+ g \rightarrow \pi^+ K^0$. The shaded circle represents insertions of the usual current-current operators $Q_{1,2}^u$.

the difficult-to-measure CP eigenstate D_{+}^0 is not required.

Unfortunately, things are not that simple and despite its attractiveness the general GHLR approach [1,2] to extract CKM phases from $SU(3)$ amplitude relations suffers from theoretical limitations. As discussed above, an important limitation is related to final state interactions, such as those shown in Fig. 5. Another more obvious limitation is that the amplitude relations are not valid exactly, as, e.g., (14) or (15), but suffer from $SU(3)$ breaking corrections [4]. While factorizable $SU(3)$ breaking can be included straightforwardly through certain meson decay constants or form factors (e.g., (5)), nonfactorizable $SU(3)$ -breaking corrections cannot be described in a reliable quantitative way at present. In certain strategies to extract α_1 an example is given below another limitation arises from theoretical uncertainty in contributions from $b \rightarrow d$ QCD penguin topologies with internal up- and charm-quark exchanges [5]. With notation similar to (30) and (31), a generic $b \rightarrow d$ QCD penguin amplitude P can be written as

$$P = e^{i\phi_2} \frac{1}{R_t} P[V_{td}] \mathcal{P}_{tu} \mathcal{P}^{i_{tu}}; \quad (33)$$

which is very different from the $b \rightarrow s$ case given in (30). The crucial point is that QCD penguin topologies with internal up and charm-quark exchanges affect the phase structure of this

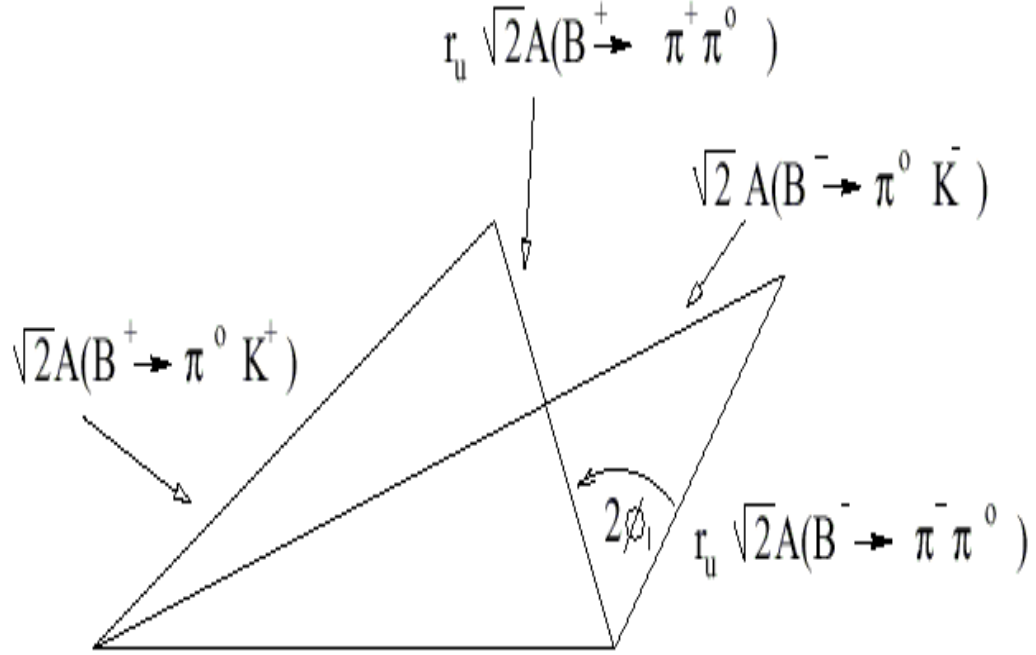


Figure 6 Naive SU (3) triangle relations among $B^+ \rightarrow \pi^+ \pi^0$; $\pi^+ K^0$; $\pi^0 K^+$ and charge-conjugate decay amplitudes neglecting electroweak-penguin contributions.

amplitude strongly. In particular, the simple relation

$$P = e^{i\frac{\pi}{2}} e^{i\phi} P^j \quad (34)$$

which would hold if the $b \rightarrow d$ penguin amplitude were dominated by internal top quarks, may receive large corrections so that P is no longer proportional to the CP-violating phase factor $e^{i\frac{\pi}{2}}$ [5].

Remarkably, electroweak penguins [6], which have been neglected in the discussion above, also have a very important impact on some SU (3) constructions, particularly on the "original" GRL method to determine α_s . This approach is even spoiled by these contributions [7,8]. The color-allowed "tree" amplitude is highly CKM-suppressed by $V_{ub}^2 \approx 2 \times 10^{-6}$. Consequently, one expects that the QCD penguin amplitude P^0 plays the dominant role and that T^0 and the color-allowed electroweak-penguin amplitude P_{EW}^0 which contributes to $B^+ \rightarrow \pi^0 K^+$, are equally important:

$$\frac{T^0}{P^0} = O(0.2); \quad \frac{P_{EW}^0}{T^0} = O(1): \quad (35)$$

In the presence of electroweak penguins, the construction shown in Fig. 6 is modified as sketched in Fig. 7. If the electroweak-penguin contributions were not there, triangles could be constructed by measuring only the corresponding branching ratios. However, since the electroweak penguins are as important as the T^0 amplitude and are completely unknown, this construction is unfortunately spoiled by their contributions. A detailed discussion of the issue of electroweak penguins in nonleptonic B decays and strategies for extracting CKM phases is beyond the scope of this discussion. Several solutions have been proposed to solve this "electroweak-penguin problem".

b-A Simple Strategy for Extracting α_s

The main role in this subsection is played by the decays $B^+ \rightarrow \pi^+ K^0; B^0 \rightarrow \pi^0 K^+$ and their charge conjugates, originating at lowest order from the diagrams shown in Fig. 8. For these transitions, electroweak penguins contribute only in "color-suppressed" form. To simplify the presentation of the basic idea of this approach, electroweak penguins, as well as certain final state interaction effects (see, for instance, Fig. 5) which may affect (32) sizeably, are first neglected. These contributions are discussed in more detail later.

From Eq. (32) and the SU(2) isospin symmetry of strong interactions to relate the QCD penguin contributions, the corresponding decay amplitudes can be written in the GHLR notation [2] as

$$A(B^+ \rightarrow \pi^+ K^0) = P^0 = A(B^- \rightarrow \pi^- K^0) \quad (36)$$

$$A(B^0 \rightarrow \pi^0 K^+) = (P^0 + T^0) \quad (37)$$

These relations can be represented in the complex plane as shown in Fig. 9. Here (a) corresponds to $A(B^+ \rightarrow \pi^+ K^0) = P^0 = A(B^- \rightarrow \pi^- K^0)$ (b) to $A(B^0 \rightarrow \pi^0 K^+)$, (c) to $A(B^0 \rightarrow \pi^0 K^-)$, and the dashed lines (d) and (e) to the color-allowed "tree" amplitudes T^0 and $e^{2i\gamma} T^0$ respectively. The dotted lines (f)–(h) are discussed below.

Such $B_{u,d} \rightarrow \pi K$ decays were also considered in [28]. There it was shown that, by combining their branching ratios appropriately with the CP-violating observables of a time-dependent measurement of $B^0 \rightarrow \pi^+ \pi^-$ and by assuming that the weak phase of the $b \rightarrow d$ QCD penguin

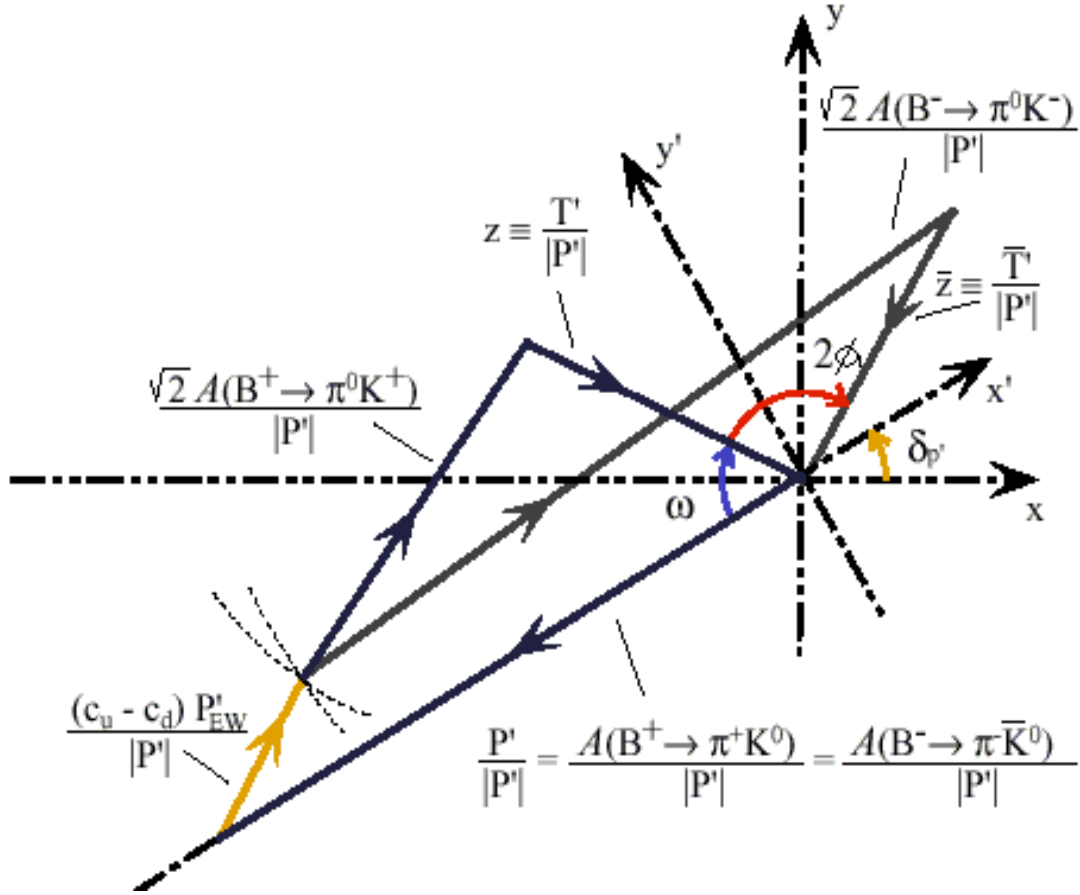


Figure 7: The SU (3) triangle relations among $B^+ \rightarrow \pi^+ K^0$; $\pi^+ K^0$; $\pi^0 K^+$ and charge-conjugate decay amplitudes, which correspond to the "original" GRL construction, in the presence of electroweak-penguin contributions.

amplitude is given by (see (34)), a simultaneous extraction of ϕ_3 and ϕ_1 may become possible. One of the major problems of this approach is, that the latter assumption, corresponding to top-quark dominance of QCD penguins, may fail [5].

In the following discussion, a different way of combining the information provided by the branching ratios of the $B_{u,d} \rightarrow K$ modes listed above is the focus. If the length $|T^0|$ of the dashed lines (d) and (e) in Fig. 9 could be fixed, one could then extract ϕ_1 with the help of the construction shown in this figure. An approximate way to fix this amplitude is to neglect color-suppressed current-current operator contributions to $B^+ \rightarrow \pi^+ K^0$ and to use the SU (3) flavor symmetry to relate the color-allowed current-current amplitude of that decay to T^0 :

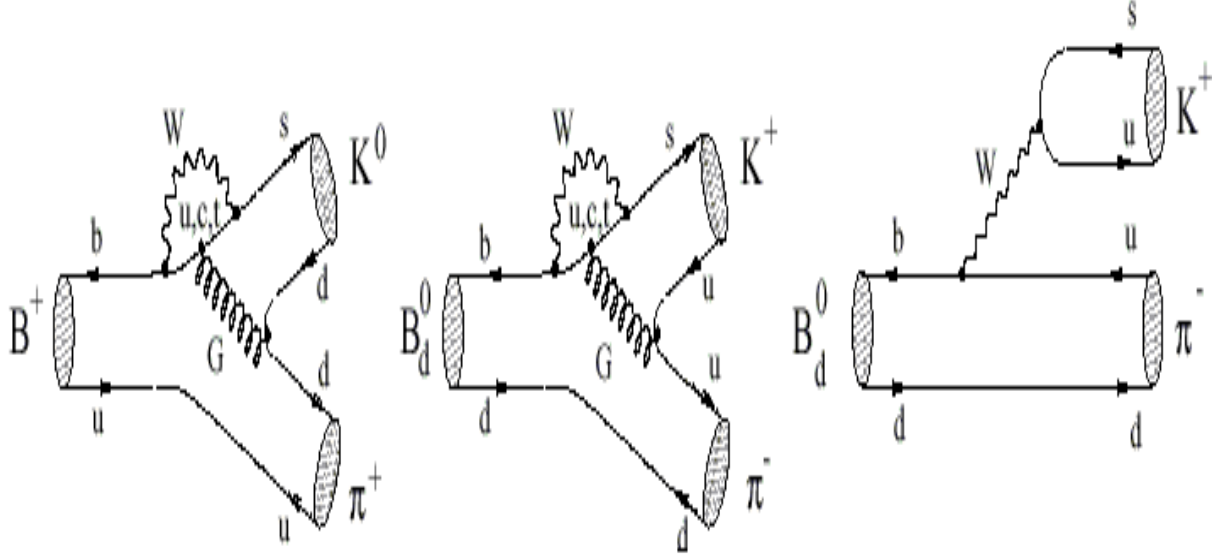


Figure 8: The lowest order Feynman diagrams contributing to $B^+ \rightarrow \pi^+ K^0$ and $B^0 \rightarrow \pi^+ K^-$.

$$\Gamma^0 = \frac{f_K^2}{2} \mathcal{A}(B^+ \rightarrow \pi^+ K^0) \quad (38)$$

Another approach to obtain information on Γ^0 is to use a model calculation. The factorization assumption gives

$$\Gamma^0_{\text{fact}} = \frac{G_F^2}{2} |V_{ub}|^2 (M_{B_d}^2 - M^2) f_K F_B(M_K^2; 0^+); \quad (39)$$

where F_B is a quark-current form factor. $|V_{ub}|$ has been measured by CLEO to be $(3.2 \pm 0.8) \times 10^{-3}$. Data from $B^0 \rightarrow D^{(*)+} \pi^-$ and $B^0 \rightarrow D^{(*)+} \pi^-$ decays imply $a_1 = 1.06 \pm 0.03 \pm 0.06$ [30]. Using the form factor $F_B(M_K^2; 0^+) = 0.3$, as obtained in the BSW model [31], one has

$$\Gamma^0_{\text{fact}} = a_1 \frac{|V_{ub}|^2}{32 \times 10^3} \approx 7.8 \times 10^{-9} \text{ GeV} \quad (40)$$

As pointed out in [10,11], semileptonic $B^0 \rightarrow \pi^+ \pi^-$ decays also may play an important role in fixing Γ^0 , providing a measurement of the relevant form factor.

Following these lines, it is possible to extract an approximate value of a_1 by measuring only $\mathcal{B}(B^+ \rightarrow \pi^+ K^0) = \mathcal{B}(B^+ \rightarrow \pi^+ K^0)$, $\mathcal{B}(B^0 \rightarrow \pi^+ K^-)$, and $\mathcal{B}(B^0 \rightarrow \pi^+ K^-)$. Note that the

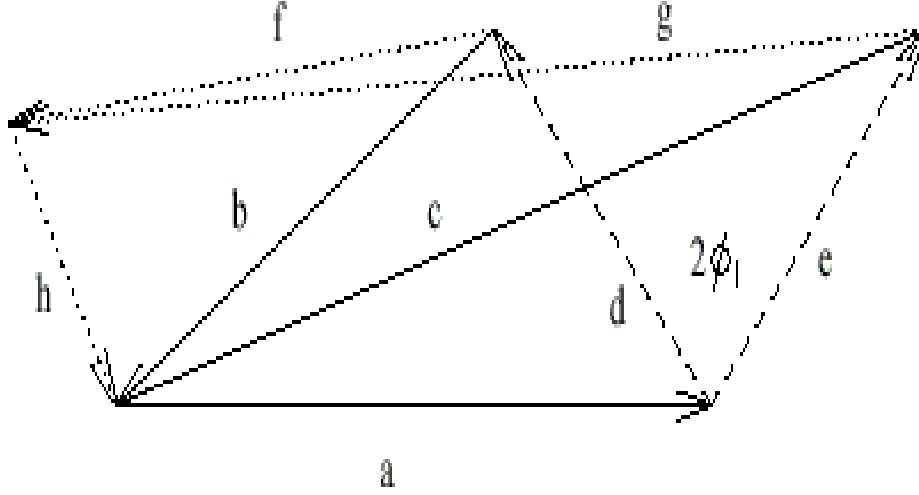


Figure 9: SU(2) isospin relations among $B^+ \rightarrow \pi^+ K^0$; $B^0 \rightarrow \pi^- K^+$ and charge conjugates. The labels are explained in the text.

neutral B_d decays are self-tagging modes so that no time-dependent measurements are needed. This strategy is very simple from a geometrical point of view – just triangle constructions and promising from an experimental point of view since all branching ratios are of the same order of magnitude $O(10^{-5})$ (for interesting recent feasibility studies, see [10,11]).

The values for ϕ_1 obtained this way are not exact, as already noted, but suffer from some model-dependence, related in particular to the fact that T^0 has to be fixed. Closer examination shows that T^0 is not just a simple color-allowed “tree” amplitude in that case factorization would probably work reasonably well [18] but actually has a rather complex structure due to final state interaction effects [24]. In particular, it also receives contributions from penguin-like and annihilation topologies due to some subtleties of the isospin symmetry of strong interactions in relating the decays $B^+ \rightarrow \pi^+ K^0$ and $B^0 \rightarrow \pi^- K^+$. These contributions (a detailed discussion is beyond the scope of this presentation) may shift significantly from its “factorized” value (39). Thus, the theoretical uncertainty of this quantity is hard to control if rescattering processes should in fact play an important role [13].

Interestingly, the combined branching ratios for $B^0 \rightarrow \pi^- K^+$ and $B^+ \rightarrow \pi^+ K^0$ allow one to constrain the CKM angle ϕ_1 without any information on T^0 , provided the ratio R of these combined branching ratios is found experimentally to be smaller than one [15]. The construction

shown in Fig. 9 provides even more information. Consider in addition the amplitude relations

$$P_{2A}^-(B^+ \rightarrow \pi^0 K^+) = [P^0 + T^0 + (c_u - c_d)P_{EW}^0] \quad (41)$$

$$P_{2A}^-(B \rightarrow \pi^0 K) = [P^0 + e^{2i\phi_1} T^0 + (c_u - c_d)P_{EW}^0] \quad (42)$$

where $c_u = +\frac{2}{3}$; $c_d = -\frac{1}{3}$ denote the up- and down-quark charges, and color-suppressed "tree" and electroweak-penguin amplitudes have been neglected [9]. The dotted lines (f) and (g) corresponding to $P_{2A}^-(B^+ \rightarrow \pi^0 K^+)$ and $P_{2A}^-(B \rightarrow \pi^0 K)$ respectively, allow a determination of the dotted line (h) denoting the color-allowed $b \rightarrow s$ electroweak-penguin amplitude $(c_u - c_d)P_{EW}^0$. Electroweak penguins are in contrast to QCD penguins clearly dominated by internal top-quark exchanges. Thus, the $b \rightarrow d$ electroweak-penguin amplitude $(c_u - c_d)P_{EW}^0$ related in the limit of an exact SU(3) flavor symmetry to the corresponding $b \rightarrow s$ amplitude through the simple relation

$$(c_u - c_d)P_{EW} = R_t e^{i\phi_2} (c_u - c_d)P_{EW}^0 \quad (43)$$

and can be determined from the constructed $(c_u - c_d)P_{EW}^0$ amplitude [31]. The knowledge of electroweak-penguin amplitudes is interesting for several reasons. For example, Eq. (42), in principle, allows correction for the expected small electroweak-penguin uncertainties in the determination of ϕ_3 from $B \rightarrow \pi$ isospin triangles [9,31]. Moreover, the experimentally determined $b \rightarrow s$ electroweak-penguin amplitude P_{EW}^0 provides information on the question of whether the neglect of the color-suppressed electroweak-penguin contributions to $B^0 \rightarrow \pi^+ K^-$ and $B^+ \rightarrow \pi^+ K^0$ is really justified.

Conclusion

A clean measurement of the angle ϕ_1 of the unitarity triangle is very desirable but not easy. Possibly the best tools to extract ϕ_1 are measurements of time-dependent asymmetries in B_s decays: experiments at the B factories are not likely to have access to these decays in the near future. However, ϕ_1 should be measured in a variety of ways, to check whether one consistently finds some result. There are indeed several methods to accomplish this task.

References

- [1] M. Gronau, J. L. Rosner and D. London, Phys. Rev. Lett. 73, 21 (1994).
- [2] O. F. Hernandez et al., Phys. Lett. B 333, 500 (1994); M. Gronau et al., Phys. Rev. D 50, 4529 (1994).

- [3] D. Zeppenfeld, Z. Phys. C 8, 77 (1981); M. Savage and M. B. Wise, Phys. Rev. D 39, 3346 (1989); [E: Phys. Rev. D 40 3127 (1989)]; L. L. Chau et al., Phys. Rev. D 43, 2176 (1991); B. Grinstein and R. F. Lebed, Phys. Rev. D 53, 6344 (1996).
- [4] M. Gronau et al., Phys. Rev. D 52, 6356 (1995).
- [5] A. J. Buras and R. Fleischer, Phys. Lett. B 341, 379 (1995); R. Fleischer, Phys. Lett. B 341, 205 (1994); M. Ciuchini et al., Nucl. Phys. B 501, 271 (1997); Nucl. Phys. B 512, 3 (1998).
- [6] R. Fleischer, Z. Phys. C 62, 81 (1994); Phys. Lett. B 321, 259 (1994); Phys. Lett. B 332, 419 (1994).
- [7] N. G. Deshpande and X.-G. He, Phys. Rev. Lett. 74, 26 (1995); [E: *ibid.*, p. 4099]. [8] M. Gronau et al., Phys. Rev. D 52, 6374 (1995).
- [9] R. Fleischer, Phys. Lett. B 365, 399 (1996).
- [10] M. Gronau and J. L. Rosner, Phys. Rev. D 57, 6843 (1998).
- [11] F. W. 'urthwein and P. Gaidarev, CALT-68-2153 (1997), hep-ph/9712531.
- [12] L. Wolfenstein, Phys. Rev. D 52, 537 (1995); J. F. Donoghue et al., Phys. Rev. Lett. 77, 2178 (1996); B. Blok and I. Halperin, Phys. Lett. B 385, 324 (1996); B. Blok, M. Gronau and J. L. Rosner, Phys. Rev. Lett. 78, 3999 (1997).
- [13] R. Fleischer, CERN-TH/98-60 (1998), hep-ph/9802433.
- [14] R. Godang et al., (CLEO Collaboration), Phys. Rev. Lett. 80, 3456 (1998).
- [15] R. Fleischer and T. Mannel, Phys. Rev. D 57, 2752 (1998).
- [16] R. G. Sachs, Enrico Fermi Institute Report, EFI-85-22 (1985) (unpublished); I. Dunietz and R. G. Sachs, Phys. Rev. D 37, 3186 (1988); [E: Phys. Rev. D 39 3515 (1989)]; I. Dunietz, FERMILAB-PUB-97/384-T (1997), Phys. Lett. B 427, 179 (1998).
- [17] R. Aleksan, I. Dunietz and B. Kayser, Z. Phys. C 54, 653 (1992).

- [18] J.D .B jorken, Nucl. Phys. B Proc. Suppl.11, 325 (1989); SLAC-PUB-5389 (1990), published in Proceedings of the SLAC Summer Institute (1990), p.167.
- [19] M .G ronau and D .W yler, Phys. Lett. B 265, 172 (1991).
- [20] For a recent discussion, see M .Neubert and B .Stech, CERN-TH/97-99 (1997), hep-ph/9705292, to appear in Heavy Flavours II, eds. A .J. Buras and M .Lindner, World Scientific, Singapore (1998).
- [21] C .Caso et al., Particle Data Group, Eur. Phys. Jour. C 3, 1 (1998).
- [22] D .Atwood, I. Dunietz and A .Soni, Phys. Rev. Lett. 78, 3257 (1997).
- [23] I. Dunietz, Phys. Lett. B 270, 75 (1991).
- [24] A .J. Buras, R .Fleischer and T .Mannel, CERN-TH/97-307 (1997), hep-ph/9711262.
- [25] A .F. Falk et al., Phys. Rev. D 57, 4290 (1998).
- [26] M .Neubert, Phys. Lett. B 424, 152 (1998).
- [27] J.M .Gerard and J. Weyers, UCL-IP T-97-18 (1997), hep-ph/9711469.
- [28] M .G ronau and J. L. Rosner, Phys. Rev. Lett. 76, 1200 (1996); A .S. Dighe, M .G ronau and J. L. Rosner, Phys. Rev. D 54, 3309 (1996); A .S. Dighe and J. L. Rosner, Phys. Rev. D 54, 4677 (1996).
- [29] M .Bauer, B .Stech and M .Wirbel, Z. Phys. C 34, 103 (1987); Z. Phys. C 29, 637 (1985).
- [30] T .E. Browder, in Proceedings of the XXV III International Conference on High Energy Physics ICHEP 96, Warsaw, Poland, July (1996), eds. Z .Ajduk and A K .W roblewski, World Scientific, Singapore (1997) p. 1139.
- [31] A .J. Buras and R .Fleischer, Phys. Lett. B 365, 390 (1996).