

hep-ph/0304038
KEK-TH-878
February 8, 2020

What can we learn from ϕ_1 and $B_d^0 \rightarrow \pi^+\pi^-$?

Tadashi Yoshikawa

Theory Group, KEK, Tsukuba, 305-0801, Japan.

Abstract

We discuss what we can understand from ϕ_1 and $B_d^0 \rightarrow \pi^+\pi^-$ decay mode. Using a convention without weak phases ϕ_2 and ϕ_3 , we can solve the parameters from the time-dependent CP asymmetry. If we can put a condition the contribution from penguin except for the CKM factor including in the diagram is small, then we can lead the allowed region of R_t or ϕ_2 by using the convention.

Email: tadashi.yoshikawa@kek.jp

Measurements of CP phase ϕ_1 by the Belle[1] and BaBar[2] collaborations established CP violation in the B meson system. Measuring the other CP phase ϕ_2 and ϕ_3 is also very important to test the Kobayashi-Maskawa(KM) model[3]. The conventional method of measuring ϕ_2 uses the time dependent CP asymmetry in $B^0 \rightarrow \pi^+\pi^-$ [5, 6, 7]. However this method has a difficulty of penguin contamination. If the contribution from penguin diagram is negligible, the CP asymmetry is very clean measurement to extract $\sin 2\phi_2$. But recent measurement by the Belle[8] showed the penguin contribution is likely to be sizable so that we must take account of them. In this letter, we discuss what we can learn about the CP phase ϕ_2 from the present measurements. The data we can use in here are the branching ratio $B_{\pi\pi}$, the coefficients of $\cos \Delta mt$ and $\sin \Delta mt$ in the time dependent CP asymmetry, $S_{\pi\pi}$ and $A_{\pi\pi}$, and the weak phase ϕ_1 measured by $B \rightarrow J/\psi K_S$.

There are two contributions in $B \rightarrow \pi^+\pi^-$ decay, which comes from tree and penguin diagrams. The amplitude is

$$A \equiv A(B^0 \rightarrow \pi^+\pi^-) = -(\{T + P_u\}V_{ub}^*V_{ud} + P_cV_{cb}^*V_{cd} + P_tV_{tb}^*V_{td}), \quad (1)$$

where T is a tree amplitude and $P_i (i = u, c, t)$ are penguin amplitudes. Using unitarity relation of Cabbibo-Kobayashi-Maskawa(CKM) matrix, we can rewrite it to the following three type,

Convention A:

$$A^A = -(\{T + P_u - P_t\}V_{ub}^*V_{ud} - \{P_t - P_c\}V_{cb}^*V_{cd}) \equiv -(T_{ut}V_{ub}^*V_{ud} - P_{tc}V_{cb}^*V_{cd}) \quad (2)$$

Convention B:

$$A^B = -(\{T + P_u - P_c\}V_{ub}^*V_{ud} + \{P_t - P_c\}V_{tb}^*V_{td}) \equiv -(T_{uc}V_{ub}^*V_{ud} + P_{tc}V_{tb}^*V_{td}) \quad (3)$$

Convention C:

$$A^C = -(\{P_t - T - P_u\}V_{tb}^*V_{td} + \{P_c - T - P_u\}V_{cb}^*V_{cd}) \equiv -(-T_{ut}V_{tb}^*V_{td} - T_{uc}V_{cb}^*V_{cd}) \quad (4)$$

Using the convention A and B[5, 6] one can extract a phase ϕ_2 from time dependent CP asymmetry if the penguin contribution is negligible. However present situation is not so. We can not extract the value because the unknown parameters are too many. So we consider how to use the remaining case C. Convention C is including only ϕ_1 which is found from $B \rightarrow J/\psi K_s$ mode et.al. Hence we can find all parameters by using ϕ_1 and the measurements of CP asymmetry.

We rewrite the decay amplitude for each Convention as follows:

$$A^A \equiv -|T_{ut}||V_{ub}^*V_{ud}|e^{\delta_{T_{ut}}}\left(e^{i\phi_3} + r_A e^{i\delta^A}\right), \quad (5)$$

$$A^B \equiv -|T_{uc}||V_{ub}^*V_{ud}|e^{\delta_{T_{uc}}}\left(e^{i\phi_3} + r_B e^{i\delta^B} e^{-i\phi_1}\right), \quad (6)$$

$$A^C \equiv -|T_{uc}||V_{cb}^*V_{cd}|e^{\delta_{T_{uc}}}\left(1 - r_C e^{i\delta^C} e^{-i\phi_1}\right), \quad (7)$$

where δ is the strong phase and

$$r_A = \frac{|P_{tc}||V_{cb}^*V_{cd}|}{|T_{ut}||V_{ub}^*V_{ud}|}, \quad r_B = \frac{|P_{tc}||V_{tb}^*V_{td}|}{|T_{uc}||V_{ub}^*V_{ud}|}, \quad r_C = \frac{|T_{ut}||V_{tb}^*V_{td}|}{|T_{uc}||V_{cb}^*V_{cd}|}. \quad (8)$$

We can find the relation among the conventions from $A^A = A^B = A^C$ or $T_{uc} - T_{ut} = P_{tc}$ as following,

$$R_t - r_C \cos \delta^C = r_B R_b \cos \delta^B, \quad (9)$$

$$-r_C \sin \delta^C = r_B R_b \sin \delta^B, \quad (10)$$

where

$$R_b = \frac{|V_{ub}^*V_{ud}|}{|V_{cb}^*V_{cd}|} = \frac{\sin \phi_1}{\sin \phi_2}, \quad (11)$$

$$R_t = \frac{|V_{tb}^*V_{td}|}{|V_{cb}^*V_{cd}|} = \frac{\sin \phi_3}{\sin \phi_2} = R_b \cos \phi_2 + \cos \phi_1, \quad (12)$$

and the relations among the parameters for each conventions are

$$r_B = r_A r_C \quad (13)$$

$$\delta^A = \delta^B - \delta^C \quad (14)$$

The measurements for $B \rightarrow \pi^+ \pi^-$ are

$$\Gamma(B^0 \rightarrow \pi^+ \pi^-) + \Gamma(\bar{B}^0 \rightarrow \pi^+ \pi^-) \propto (|A|^2 + |\bar{A}|^2) \quad (15)$$

$$\begin{aligned} \Gamma(B^0 \rightarrow \pi^+ \pi^-) - \Gamma(\bar{B}^0 \rightarrow \pi^+ \pi^-) &\propto (|A|^2 - |\bar{A}|^2) \cos \Delta m t \\ &\quad - 2 \text{Im}(e^{-2i\phi_1} A^* \bar{A}) \sin \Delta m t. \end{aligned} \quad (16)$$

The correspondence to the measurements in convention C are

$$B_{\pi\pi} \propto (|A|^2 + |\bar{A}|^2) = 2|T_{uc}|^2 |V_{cb}^*V_{cd}|^2 \{1 + r_C^2 - 2r_C \cos \delta^C \cos \phi_1\} \quad (17)$$

$$A_{\pi\pi} \equiv \frac{|A|^2 - |\bar{A}|^2}{|A|^2 + |\bar{A}|^2} = \frac{2r_C \sin \delta^C \sin \phi_1}{1 + r_C^2 - 2r_C \cos \delta^C \cos \phi_1} \quad (18)$$

$$S_{\pi\pi} \equiv \frac{2 \text{Im}(e^{-2i\phi_1} A^* \bar{A})}{|A|^2 + |\bar{A}|^2} = \frac{-\sin 2\phi_1 + 2r_C \cos \delta^C \sin \phi_1}{1 + r_C^2 - 2r_C \cos \delta^C \cos \phi_1} \quad (19)$$

From the three measurements we can find the three parameters $|T_{uc}|$, r_C and δ^C by inputting the value of ϕ_1 as the world average which is $\phi_1 = 23.6^\circ \pm 2.4^\circ$ [10].

Recently, Belle collaboration reported the results [8] but they are not still consistent with the values by BaBar [9]. Hence, we discuss by using the average between Belle and BaBar. The data are in Table 1.

The first, we find the allowed region for r_C and δ^C from eqs. (18) and (19) by inputting $\phi_1 = 23.6^\circ \pm 2.4^\circ$, $S_{\pi\pi} = -0.47 \pm 0.26$ and $A_{\pi\pi} = 0.51 \pm 0.19$ and it is shown in Fig. 1. The solution for the central value are

$$(r_C, \delta^C) = (0.816, 8.6^\circ) \quad \text{and} \quad (0.770, 71.6^\circ). \quad (20)$$

	Belle[8]	BaBar[9]	Average
$Br(B \rightarrow \pi\pi) \times 10^5$	$0.54 \pm 0.12 \pm 0.05$	$0.47 \pm 0.06 \pm 0.02$	0.48 ± 0.05
$S_{\pi\pi}$	$-1.23 \pm 0.41 \begin{smallmatrix} +0.08 \\ -0.07 \end{smallmatrix}$	$0.02 \pm 0.34 \pm 0.05$	-0.47 ± 0.26
$A_{\pi\pi}$	$0.77 \pm 0.27 \pm 0.08$	$0.30 \pm 0.25 \pm 0.04$	0.51 ± 0.19

Table 1: The experimental data and the average.

We can find that the solutions have a discrete ambiguity and there are two regions in Fig.1. One of them is smaller region near $\cos \delta^C \sim 1$ and around $r_C \sim 0.8$ and this show the case of small penguin contribution. δ^C is the angle between $T - P_u - P_t$ and $T - P_u - P_c$ and it comes from the difference between P_t and P_c . If top-penguin is very close to charm-penguin or the tree contribution T dominant,

$$\frac{T - P_u - P_t}{T - P_u - P_c} \sim 1 - \frac{P_t - P_c}{T} \sim 1,$$

and then δ^C becomes to small angle and r_C becomes to close R_t . We can guess this region is reasonable.

In the Convention C, we can solve and find the all parameters. However, because the the main target in this mode is to extract ϕ_2 , we have to consider also the other convention or to convert the solution in convention C to the others.

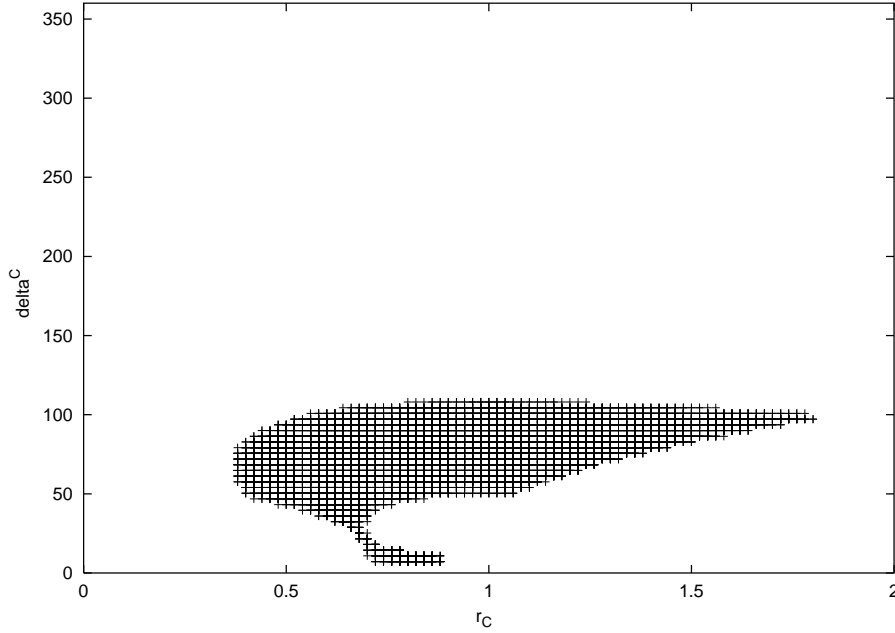


Figure 1: The allowed region for the r_C and δ^C for $S_{\pi\pi} = -0.47 \pm 0.26$, $A_{\pi\pi} = 0.51 \pm 0.19$ and $\phi_1 = 23.6^\circ \pm 2.4^\circ$.

Unfortunately, we can not convert from the solutions in Convention C to the other convention case, because the relation to extract them are just only 2 equations (9) and (10) for 3 parameters, r_B , δ^B and ϕ_2 . So we consider a reasonable situation that r_A and r_B are not so small but, indeed, it was enhanced by $1/R_b$ and the ratio between tree and penguin without KM factor is small. We guess the ratio is order of 0.1. If so,

$$r_C = \frac{|T_{uc} - P_{tc}|}{|T_{uc}|} R_t \quad (21)$$

$$\sim R_t - r_B R_b \cos \delta^B + \frac{1}{2} r_B^2 \frac{R_b^2}{R_t} \left(1 - \frac{1}{2} \cos^2 \delta^B \right) + O(\{P/T\}^3) \quad (22)$$

and the higher order of P/T without KM factor is neglected. Using the relation (9) and (10), we find a equation for R_t or ϕ_2 ,

$$R_t^2 + 2R_t r_C (\cos \delta^C - 2) + r_c^2 (2 - \cos^2 \delta^C) = 0 \quad (23)$$

From this equation, we find the allowed region on $r_C - \phi_2$ plane for the region we found from the averaged experimental values about $B \rightarrow \pi\pi$ decay mode. The results for the central values are shown in Table 2. If the magnitude of penguin amplitude is negligible, then the R_t should be very close to r_c . In $r_C = R_t$ case, the dependence of r_c for ϕ_2 is shown as the solid line for $\phi_1 = 23.6^\circ$ and dashed lines for $\phi_1 = 21.2^\circ$ and 26.0° in Figs.2-4. The close region to the line of $r_C = R_t$ will satisfy the small penguin condition. To check this, we show r_B for R_t we obtained in Table 2. For $(r_C, \delta^C) = (0.82, 8^\circ)$, r_B is about 0.3 and the ratio between penguin and tree without KM factor $|P_{tc}/T_{uc}| (\sim r_B R_b)$ is about 0.1. For $(0.77, 72^\circ)$, r_B is larger than 1 and this case is out of the assumption.

r_C	δ^C	R_t	ϕ_2	r_B
0.816	8.4°	0.812	104.6°	0.287
		0.837	101.3°	0.300
0.770	71.6°	0.552	132.3°	1.46
		2.041	19.6°	1.63

Table 2: R_t and ϕ_2 for the solution of r_C and δ^C for the central values of experimental data.

If the magnitude of penguin contributions are very small, $r_C = R_t$ and we can approximately extract the value of R_t . Even if it is not so small, we can guess r_c should be near to R_t and the cosine of the strong phase δ^C should be close to 1. It is in the smaller region near 360° in Fig.1. If we take account of only region for δ^C less than 30° and 10° , then the region for ϕ_2 are reduced and remain only region around $\phi_2 = 100^\circ$. See Fig.3. When we consider the case the experimental error of $S_{\pi\pi}$ and $A_{\pi\pi}$ are reduced up to 0.1, the allowed region will become smaller. We show the regions in Fig.4. The region for r_c and δ^C completely separate to two parts. The region near 0° show that ϕ_2 is around 100° .

In this letter we discussed how to use the solution in Convention C. Though the experimental values of $A_{\pi\pi}$ and $S_{\pi\pi}$ are not still consistent between Belle and BaBar, we used

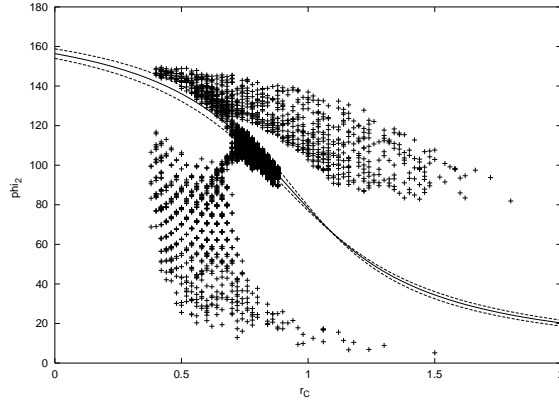


Figure 2: The allowed region of ϕ_2 obtaining from r_C and δ^C in Fig.1 by using eq.(23). The lines show $r_C = R_t$ for $\phi_1 = 23.6^\circ$ (solid line) and for $\phi_1 = 21.2^\circ$ and 26.0° (dashed lines)

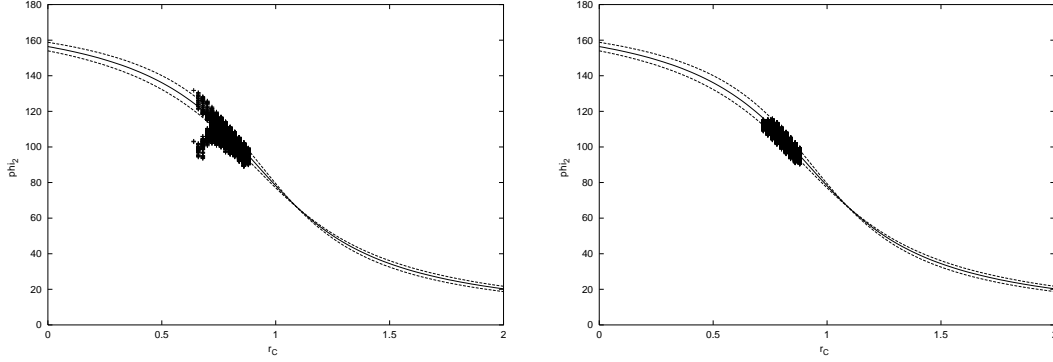


Figure 3: ϕ_2 when we cut the region of δ^C over 30° (left) and 10° (right).

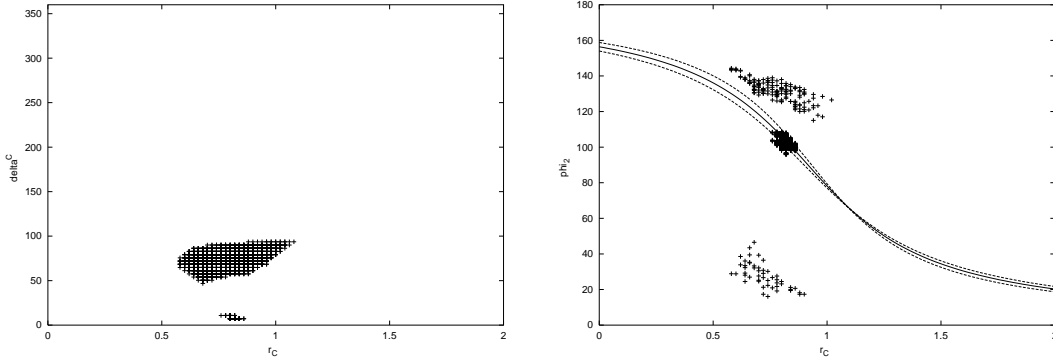


Figure 4: The allowed region of r_C, δ^C and ϕ_2 in the case the error of $A_{\pi\pi}$ and $S_{\pi\pi}$ is less than 0.1.

the averaged value and obtained the allowed region within the error. If the solution near $\delta^C = 0^\circ$ is true, namely the ratio of tree and penguin without KM factor is as small as order 0.1, then we can estimate R_t or ϕ_2 and ϕ_2 is around 100° .

Acknowledgments

We would like to thank S. Oh for discussion. The main part of this work was done when T.Y. belonged to International Center for Elementary Particle Physics(ICEPP) in Tokyo University as a COE research fellow.

References

- [1] K. Abe *et al.* [Belle Collaboration], Phys.Rev.**D66**, 071102 (2002).
- [2] B. Aubert *et al.* [BABAR Collaboration], Phys.Rev.Lett. **89**, 201802 (2001).
- [3] M. Kobayashi and T. Maskawa, Prog. Theor. Phys. **49**, 652 (1973).
- [4] A.B. Carter and A.I. Sanda, Phys. Rev. **D23**, 1567 (1981),
I.I. Bigi and A.I. Sanda, Nucl. Phys. **B193**, 85 (1981).
- [5] M. Gronau and J.L. Rosner, Phys.Rev. **D65**, 093012 (2002),
M. Gronau and J.L. Rosner, Phys.Rev. **D65**, 013004 (2002).
- [6] M. Gronau and J.L. Rosner, Phys.Rev. **D66**, 053003 (2002), Erratum-ibid. **D66**, 119901 (2002).
- [7] Z. Xiao, C.-D. Lu and L. Guo, hep-ph/0303070.
- [8] K. Abe *et al.* [Belle Collaboration], hep-ex/0301032.
- [9] B. Aubert *et al.* [BABAR Collaboration], Phys.Rev.Lett. **89**, 281802 (2002).
- [10] Y. Nir, hep-ph/0208080.