

Sneutrino Inflation in the Light of WMAP: Reheating, Leptogenesis and Flavour-Violating Lepton Decays

John Ellis¹, Martti Raidal^{1,2} and T. Yanagida³

¹ TH Division, CERN, CH-1211 Geneva 23, Switzerland

² National Institute of Chemical Physics and Biophysics, Tallinn 10143, Estonia

³ Department of Physics, University of Tokyo, Tokyo 113-0033, Japan

ABSTRACT

We reconsider the possibility that inflation was driven by a sneutrino – the scalar supersymmetric partner of a heavy singlet neutrino – in the minimal seesaw model of neutrino masses. We show that this model is consistent with data on the cosmic microwave background (CMB), including those from the WMAP satellite. We derive and implement the CMB constraints on sneutrino properties, calculate reheating and the cosmological baryon asymmetry arising via leptogenesis from neutrino and sneutrino decays following sneutrino inflation. This is achieved by solving a coupled set of Boltzmann equations describing inflation decay and leptogenesis in this scenario, and by relating them to light neutrino masses. We show that this scenario is compatible with a low reheating temperature that avoids the gravitino problem, and calculate its predictions for flavour-violating decays of charged leptons. We end that $\mu \rightarrow e \gamma$ should occur close to the present experimental upper limits, as might also $\tau \rightarrow \mu \gamma$.

1 Introduction

Inflation [1] has become the paradigm for early cosmology, particularly following the recent spectacular CMB data from the WMAP satellite [2], which strengthen the case made for inflation by earlier data, by measuring an almost scale-free spectrum of Gaussian adiabatic density fluctuations exhibiting power and polarization on super-horizon scales, just as predicted by simple field-theoretical models of inflation. As we review below, the scale of the vacuum energy during inflation was apparently $\sim 10^{16}$ GeV, comparable to the expected GUT scale, so CMB measurements offer us a direct window on ultra-high-energy physics.

Ever since inflation was proposed, it has been a puzzle how to integrate it with ideas in particle physics. For example, a naive GUT Higgs field would give excessive density perturbations, and no convincing concrete string-theoretical model has yet emerged. In this conceptual vacuum, models based on simple singlet scalar fields have held sway [1]. The simplest of these are chaotic inflation models based on exponential or power-law potentials, of which ϕ^4 and ϕ^2 are the only renormalizable examples. The WMAP collaboration has made so bold as to claim that such a ϕ^4 model is excluded at the 3- σ level¹, a conclusion which would merit further support [3, 4]. Nevertheless, it is clear that a ϕ^2 model would be favoured.

We reconsider in this paper the possibility that the inflation could in fact be related to the other dramatic recent development in fundamental physics, namely the discovery of neutrino masses [5]. The simplest models of neutrino masses invoke heavy singlet neutrinos that give masses to the light neutrinos via the seesaw mechanism [6]. The heavy singlet neutrinos are usually postulated to weigh 10^{10} to 10^{15} GeV, embracing the range where the inflation mass should lie, according to WMAP et al. In supersymmetric models, the heavy singlet neutrinos have scalar partners with similar masses, sneutrinos, whose properties are ideal for playing the inflation role [7]. In this paper, we discuss the simplest scenario in which the lightest heavy singlet sneutrino drives inflation. This scenario constrains in interesting ways many of the 18 parameters of the minimal seesaw model for generating three non-zero light neutrino masses.

This minimal sneutrino inflationary scenario (i) yields a simple $\frac{1}{2}m^2\phi^2$ potential with no quartic terms, with (ii) masses lying naturally in the inflationary ballpark. The resulting (iii) spectral index n_s , (iv) the running of n_s and (v) the relative tensor strength r are all compatible with the data from WMAP and other experiments [2]. Moreover, $\phi \sim 2 \times 10^3$ GeV as required by the observed density perturbations (vi) is compatible with a low reheating temperature of the Universe that evades the gravitino problem [8], (vii) realizes leptogenesis [9, 10] in a calculable and viable way, (viii) constrains neutrino model parameters, and (ix) makes testable predictions for the flavour-violating decays of charged leptons.

Our scenario differs in several ways from the thermal leptogenesis scenario generally discussed in the literature. First, reheating of the Universe is now due to the neutrino Yukawa couplings, and therefore can be related to light neutrino masses and mixings. Secondly, there are two sources of lepton asymmetry, direct sneutrino-inflation decays [10] and thermal leptogenesis due to thermally created heavy (s)neutrinos [9, 11]. To take into account all the details [12], we derive

¹This argument applies a fortiori to models with $n > 4$ potentials.

and solve the relevant set of coupled Boltzmann equations describing reheating and leptogenesis in this scenario. There is only one parameter describing the efficiency of leptogenesis in this minimal sneutrino inflationary scenario in all leptogenesis regimes – the reheating temperature of the Universe – to which the other relevant parameters can be related. This should be compared with the general thermal leptogenesis case which has two additional independent parameters, namely the lightest heavy neutrino mass and width. Thirdly, imposing the requirement of successful leptogenesis, we calculate branching ratios for $\tau \rightarrow e$ and $\tau \rightarrow \mu$ [13], and the CP-violating observables [14] like the electric dipole moments of the electron and muon [15]. All these leptonic observables, as well as leptogenesis, are related to the measured neutrino masses via a parametrization with a random orthogonal matrix [16]. We show that, in the minimal scenario discussed here, successful leptogenesis implies a prediction for θ_{12} in a very narrow band within about one order of magnitude of the present experimental bound, whilst θ_{13} might be somewhat further away.

Other sneutrino inflationary scenarios could be considered. For example, the inflaton might be one of the heavier singlet sneutrinos, or two or more sneutrinos might contribute to inflation, or one might play a role as a curvaton [17]. These alternatives certainly merit consideration, though they would in general be less predictive. We find it remarkable that the simplest sneutrino inflationary scenario considered here works as well as it does.

2 Chaotic Sneutrino Inflation

We start by reviewing chaotic inflation [1] with a $V = \frac{1}{2}m^2 \phi^2$ potential – the form expected for a heavy singlet sneutrino – in light of WMAP [2]. Denoting $M_P^2 = 1/8 G_N^{-1} \approx 2.4 \times 10^{18} \text{ GeV}^2$, the conventional slow-roll inflationary parameters are

$$\frac{1}{2}M_P^2 \frac{V'^2}{V} = \frac{2M_P^2}{\epsilon_I}; \quad M_P^2 \frac{V''}{V} = \frac{2M_P^2}{\eta_I}; \quad M_P^4 \frac{V V'''}{V^2} = 0; \quad (1)$$

where ϵ_I denotes the a priori unknown inflaton field value during inflation at a typical CMB scale k . The overall scale of the inflationary potential is normalized by the WMAP data on density fluctuations:

$$\frac{\delta^2}{\delta_R^2} = \frac{V}{24 M_P^2} = 2.95 \times 10^{-9} A^2 : A = 0.77 \pm 0.07; \quad (2)$$

yielding

$$V^{\frac{1}{4}} = M_P^{\frac{1}{4}} \frac{A}{24^{\frac{1}{4}} \sqrt{2.27 \times 10^9}} = 0.027 M_P^{\frac{1}{4}}; \quad (3)$$

corresponding to

$$m^{\frac{1}{2}} \phi_I = 0.038 M_P^{\frac{3}{2}} \quad (4)$$

in any simple chaotic ϕ^2 inflationary model, such as the sneutrino model explored here. The number of e-foldings after the generation of the CMB density fluctuations observed by COBE

is estimated to be

$$N_{\text{COBE}} = 62 \ln \frac{10^{16} \text{ GeV}}{V_{\text{end}}^{1/4}} - \frac{1}{3} \ln \left(\frac{V_{\text{end}}^{1/4}}{T_{\text{RH}}} \right); \quad (5)$$

where T_{RH} is the energy density of the Universe when it is reheated after inflation. The second term in (5) is negligible in our model, whereas the third term could be as large as ~ 8 for a reheating temperature T_{RH} as low as 10^6 GeV . Conservatively, we take $N \sim 50$. In a ν^2 inflationary model, this implies

$$N = \frac{1}{4M_{\text{P}}^2} \frac{I}{I} \sim 50; \quad (6)$$

corresponding to

$$\frac{I}{I} \sim 200 \quad M_{\text{P}}^2; \quad (7)$$

Inserting this requirement into the WMAP normalization condition (3), we find the following required mass for any quadratic inflation:

$$m \sim 1.8 \cdot 10^3 \text{ GeV}; \quad (8)$$

As already mentioned, this is comfortably within the range of heavy singlet (s)neutrino masses usually considered, namely $m_N \sim 10^0$ to 10^{15} GeV .

Is this simple ν^2 sneutrino model compatible with the WMAP data? The primary CMB observables are the spectral index

$$n_s = 1 - 6 + 2 = 1 - \frac{8M_{\text{P}}^2}{2I} \sim 0.96; \quad (9)$$

the tensor-to-scalar ratio

$$r = \frac{A_{\text{T}}}{A_{\text{S}}} = 16 = \frac{32M_{\text{P}}^2}{2I} \sim 0.16; \quad (10)$$

and the spectral-index running

$$\frac{dn_s}{d\ln k} = \frac{2}{3} (n_s - 1)^2 - 4 \frac{I}{I} + 2 = \frac{32M_{\text{P}}^4}{4I} \sim 8 \cdot 10^{-4}; \quad (11)$$

The value of n_s extracted from WMAP data depends whether, for example, one combines them with other CMB and/or large-scale structure data. However, the ν^2 sneutrino model value $n_s \sim 0.96$ appears to be compatible with the data at the 1- σ level. The ν^2 sneutrino model value $r \sim 0.16$ for the relative tensor strength is also compatible with the WMAP data. One of the most interesting features of the WMAP analysis is the possibility that $dn_s/d\ln k$ might differ from zero. The ν^2 sneutrino model value $dn_s/d\ln k \sim 8 \cdot 10^{-4}$ derived above is negligible compared with the WMAP preferred value and its uncertainties. However, $dn_s/d\ln k = 0$ appears to be compatible with the WMAP analysis at the 2- σ level or better, so we do not regard this as a death-knell for the ν^2 sneutrino model².

²In fact, we note that the favoured individual values for n_s ; r and $dn_s/d\ln k$ reported in an independent analysis [4] all coincide with the ν^2 sneutrino model values, within the latter's errors!

3 Reheating and Leptogenesis

Before addressing leptogenesis in this sneutrino model for inflation in all calculational details, we first comment on the reheating temperature T_{RH} following the inflationary epoch. Assuming, as usual, that the sneutrino inflaton decays when the the Hubble expansion rate $H = m$, and that the expansion rate of the Universe is then dominated effectively by non-relativistic matter until $H = \Gamma$, where Γ is the inflaton decay width, we estimate

$$T_{RH} = \frac{90^{1/4} q}{2g} \frac{M_P}{\Gamma}; \quad (12)$$

where g is the number of effective relativistic degrees of freedom in the reheated Universe. In the minimal sneutrino inflation scenario considered here we have $N_1; m = M_{N_1}$ and

$$N_1 = \frac{1}{4} (Y^\dagger Y)_{11} M_{N_1}; \quad (13)$$

where Y is the neutrino Dirac Yukawa matrix. If the relevant neutrino Yukawa coupling $(Y^\dagger Y)_{11} = 1$, the previous choice $m = M_{N_1} \sim 2 \times 10^3$ GeV would yield $T_{RH} > 10^{14}$ GeV, considerably greater than m itself³.

This estimate suggests that leptogenesis might have taken place from an essentially thermal initial state, requiring a careful treatment of possible washout, as we discuss next. Moreover, such a large value of T_{RH} would be very problematic for the thermal production of gravitinos [8]. However, it is certainly possible that $(Y^\dagger Y)_{11} \ll 1$, in which case T_{RH} could be much lower, as we discuss in more detail below. Alternatively, one may consider more complicated scenarios, in which three sneutrino species may share the inflaton and/or curvaton roles between them.

We now present more details of reheating and leptogenesis. In general, inflaton decay and the reheating of the Universe are described by the following set of Boltzmann equations [18]

$$\begin{aligned} \frac{d\rho}{dt} &= -3H\rho; \\ \frac{d\rho_R}{dt} &= 4H\rho_R + \Gamma; \end{aligned} \quad (14)$$

$$H = \frac{dR}{R dt} = \sqrt{\frac{8}{3} G_N (\rho + \rho_R)}; \quad (15)$$

where ρ is the energy density of the inflaton field, ρ_R describes the energy density of the thermalized decay products and essentially defines the temperature via

$$\rho_R = \frac{\pi^2}{30} g T^4; \quad (16)$$

H is the Hubble constant and G_N is the Newton constant. Thus reheating can be described by two parameters, the reheating temperature (12), which is the highest temperature of thermal

³Even such a large value of $(Y^\dagger Y)_{11}$ would not alter significantly the ν^2 sneutrino model prediction for $dn_s/dlnk$.

plasma immediately after reheating is completed, and the initial energy density of the inflaton field

$$\rho = \frac{2g T^8}{5T_{RH}^4}; \quad (17)$$

which determines the maximal plasma temperature in the beginning of the reheating process. In the following we use the parameter

$$z = \frac{M_{N_1}}{T} \quad (18)$$

to parametrize the temperature.

Using z as a parameter, we can eliminate (14) in favour of the temperature. The set of Boltzmann equations describing the inflaton decay and reheating, the creation and decays of thermal heavy neutrinos and sneutrinos, and the generation of a lepton asymmetry, is given by

$$z \frac{d}{dz} = \frac{3}{z} - \frac{1}{zH}; \quad (19)$$

$$H z z \frac{dY_{N_1}}{dz} = \frac{3}{4_R} Y_{N_1} - \frac{1}{s} \text{ (remaining)} \quad (20)$$

$$H z z \frac{dY_{N_+}}{dz} = \frac{3}{4_R} Y_{N_+} - \frac{1}{s} \text{ (remaining)} \quad (21)$$

$$H z z \frac{dY_{N^-}}{dz} = \frac{3}{4_R} Y_{N^-} - \frac{1}{s} \text{ (remaining)} \quad (22)$$

$$H z z \frac{dY_{L_f}}{dz} = \frac{3}{4_R} Y_{L_f} + \frac{1}{2sM_{N_1}} - \frac{1}{s} \text{ (remaining)} \quad (23)$$

$$H z z \frac{dY_{L_s}}{dz} = \frac{3}{4_R} Y_{L_s} + \frac{1}{2sM_{N_1}} - \frac{1}{s} \text{ (remaining)} \quad (24)$$

$$H = \frac{q}{8 G_N (1 + R)} = 3; \quad (25)$$

where

$$z = \frac{1}{4H_R}; \quad (26)$$

N_1, N_+, N_- , and $Y_{N_1}, Y_{N_+}, Y_{N_-}, Y_{L_f}, Y_{L_s}$; denote the number-density-to-entropy ratios, $Y = n/s$, for the heavy neutrinos, sneutrinos and lepton asymmetries in fermions and scalars, respectively. The terms denoted by remaining are the usual ones for thermal leptogenesis, and can be obtained from [11] by using $H(M_{N_1}) = z^2 H$. We do not write out their lengthy expressions in full here.

Equations (19-25) reflect several new results, also considered in [12]. The first terms on the r.h.s. of (20-24) are the dilution factors of $Y = n/s$ due to entropy production in the inflaton N_1 decays described by (19). The second terms on the r.h.s. of (23), (24) describe lepton asymmetry generation in the decays of the coherent inflaton field. Identifying the parameter

space in which leptogenesis is predominantly direct, predominantly thermal, or a complicated mixture of both, is one of the aims of this paper.

Further, an important new result is that, in our treatment of the thermal processes denoted by reheating, we include thermal corrections following [12]. The reaction rates for the processes creating and destroying thermal abundances for N_1 , \bar{N}_1 and lepton asymmetries were calculated in [11] for the parameters at $T = 0$: In our approach, we renormalize all the gauge couplings and the top Yukawa coupling at the first Matsubara mode at $E = 2T$, using the MSSM renormalization-group equations. Further, we use thermal plasma masses for Higgs bosons and higgsinos,

$$M_{H_2}^2(T) = \frac{3}{8}g_2^2(T) + \frac{1}{8}g_Y^2(T) + \frac{3}{4}y_t^2(T) T^2; \quad (27)$$

$$M_{H_2'}^2(T) = \frac{3}{32}g_2^2(T) + \frac{1}{8}g_Y^2(T) + \frac{1}{8}y_t^2(T) T^2; \quad (28)$$

in the processes in which those particles are exchanged in the t channel. According to the detailed calculations of [12], this approximation gives results that have very high accuracy.

We are now ready to solve (19-25). First we work out general results on reheating and leptogenesis in the sneutrino production scenario, allowing M_{N_1} to vary as a free parameter. In this case, the reheating and leptogenesis efficiency is described by two parameters, namely M_{N_1} and a parameter describing the decays of the sneutrino production. This can be chosen to be either $\kappa_1 = (Y Y^\dagger)_{11} v^2 \sin^2 \theta = M_{N_1}$ or, more appropriately for this scenario, the reheating temperature of the Universe T_{RH} given by (12). For the CP asymmetry in (s)neutrino decays, we take the maximal value for hierarchical light neutrinos, given by [19]:

$$j_1^{\text{max}}(M_{N_1}) = \frac{3}{8} \frac{M_{N_1} m_{\text{atm}}^2}{v^2 \sin^2 \theta}; \quad (29)$$

This choice allows us to study the minimal values for M_{N_1} and T_{RH} allowed by leptogenesis. Later, we will focus our attention on exact values of κ_1 [20].

Solutions to (19-25) are presented in Figs. 1 and 2. We plot in Fig. 1 the parameter space in the $(M_{N_1}; \kappa_1)$ plane that leads to successful leptogenesis. This parameter space has three distinctive parts with very different physics.

In the area bounded by the red dashed curve, denoted by A, leptogenesis is entirely thermal. Whatever lepton asymmetry is generated initially in the decay of the sneutrino production is washed out by thermal effects, and the observed baryon asymmetry is generated by the out-of-equilibrium decays of thermally created singlet neutrinos and sneutrinos. As seen in Fig. 2, this parameter space corresponds to high M_{N_1} and high T_{RH} values.

We present in the right-hand plots in Figs. 1 and Fig. 2 the efficiency of thermal leptogenesis defined as

$$= \frac{Y_{L_f}(z \rightarrow 1) + Y_{L_s}(z \rightarrow 1)}{j_1^{\text{max}}(M_{N_1}) (Y_{N_1}(z=0) + Y_{\bar{N}_1}(z=0))}; \quad (30)$$

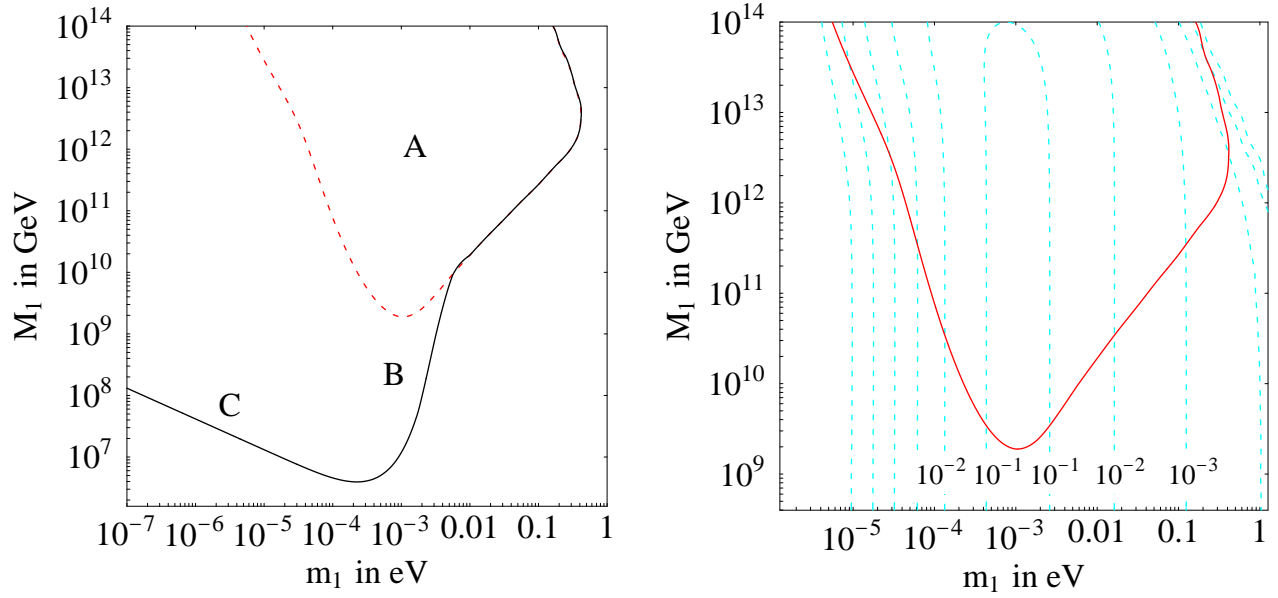


Figure 1: Left: Lower bound (solid curve) on M_{N_1} as a function of m_1 for $Y_B > 7.8 \times 10^{11}$, assuming a maximal CP asymmetry $\epsilon_1^{\text{max}}(M_{N_1})$. Successful leptogenesis is possible in the area above the solid curve. In the area bounded by the red dashed curve, leptogenesis is entirely thermal. Right: The dashed lines are isocontours of the efficiency parameter $\epsilon = 10^{-1}; 2; 3; 4$; they have meaning only inside the solid curve, which bounds the region where leptogenesis is thermal.

for the given value of M_{N_1} : The results differ significantly from the general thermal leptogenesis case. The difference comes from the inclusion of thermal masses and renormalized couplings to the washout processes, and most importantly, from the fact that the reheating temperature in our scenario is related to $(Y Y^\dagger)_{11}$. We show the contours $\epsilon = 10^{-1}; 2; 3; 4$, which double up and down, with the highest values in the middle of region A. A distinctive feature is that, for small values of $m_1 < 10^{-3}$ eV, the efficiency decreases very fast to negligible values within one order of magnitude. This happens because the reheating temperature is related to the neutrino Yukawa couplings. Smaller T_{RH} compared to M_{N_1} will damp the efficiency quite effectively, as seen in Fig. 2.

The area B below the dashed curve and extending down to the minimum value $M_{N_1} = 4 \times 10^6$ GeV in Fig. 1 is the region of parameter space where there is a delicate cancellation between direct lepton asymmetry production in sneutrino in aton decays and thermal washout. This region cannot be studied without solving the Boltzmann equations numerically. However, it roughly corresponds to $T_{\text{RH}} \approx M_{N_1}$ as seen in Fig. 2.

The area denoted by C has $T_{\text{RH}} \ll M_{N_1}$. Since the maximal CP asymmetry scales with M_{N_1} ; the line presented corresponds to a constant reheating temperature. Notice that in Fig. 1 this line is terminated at $m_1 = 10^{-7}$. As seen in Fig. 2, it continues linearly to high values of M_{N_1} .

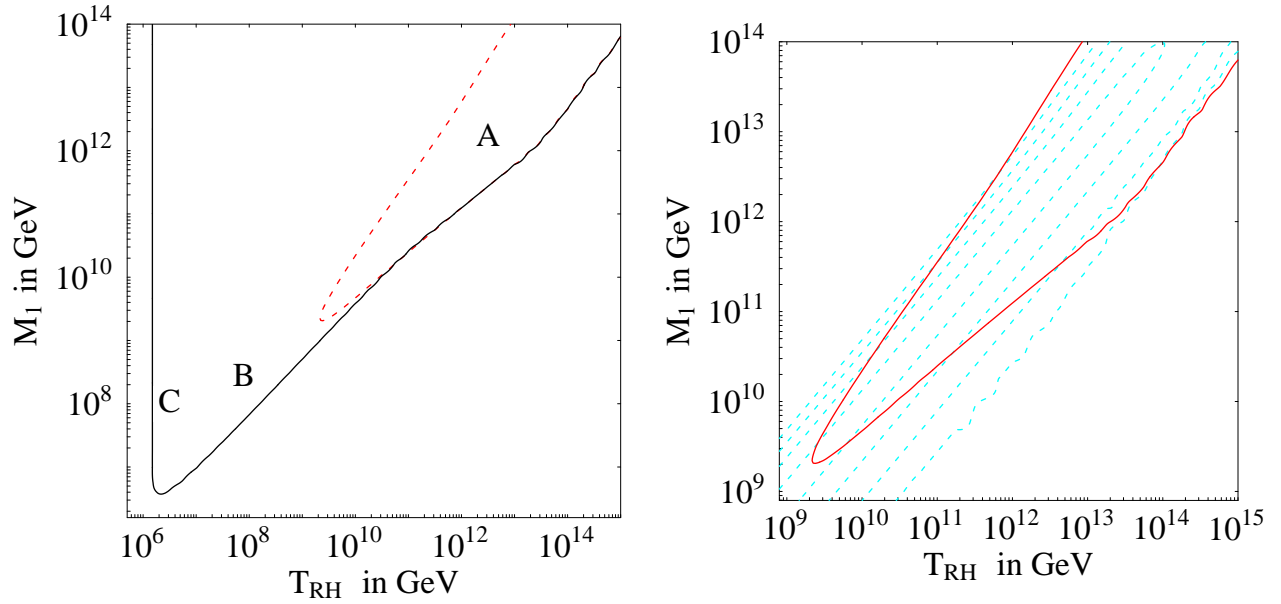


Figure 2: Left: The solid curve bounds the region allowed for leptogenesis in the $(T_{RH}; M_{N_1})$ plane, again obtained assuming $Y_B > 7.8 \cdot 10^{-11}$ and the maximal CP asymmetry $\epsilon_1^{\max}(M_{N_1})$. In the area bounded by the red dashed curve leptogenesis is entirely thermal. Right: The dashed lines are isocontours of the efficiency parameter $\epsilon_1^{\max} = 10^{-1}; 2; 3; 4$: they have meaning only inside the solid curve, which bounds the region where leptogenesis is thermal.

In this area, leptogenesis is entirely given by the decays of cold sneutrino in atoms, a scenario studied previously in [10]. It is limited by the requirement that the sneutrino decays while the temperature of the Universe still exceeds 100 GeV, since sphaleron interactions are required in order to recycle the lepton asymmetry into a baryon asymmetry. As seen in the figures, this can never be a problem, since the observed baryon asymmetry of the Universe requires $T_{RH} > 10^6$ GeV.

We consider now the most constrained scenario in which the in-aton is the lightest sneutrino, which requires $M_{N_3} > M_{N_2} > M_{N_1} \gtrsim 2 \cdot 10^3$ GeV. This implies that our problem is completely characterized by only one parameter, either m_1 or T_{RH} . As we see in both Figs. 1 and 2, the line for $M_{N_1} \gtrsim 2 \cdot 10^3$ GeV traverses both the regions A, and C, the former corresponding to high T_{RH} , as seen in Fig. 2. However, T_{RH} may also be low even in the minimal seesaw model, as seen in Fig. 2.

The cosmological gravitino problem suggests that $T_{RH} < 10^8$ GeV might be the most interesting, which would correspond to very small m_1 , far away from the thermal region A and deep in the region C where leptogenesis arises from the direct decays of cold sneutrinos. This limit requires very small Yukawa couplings $(Y Y^\dagger)_{11} < 10^{-12}$, whilst other Yukawa couplings can be $O(1)$. This possibility may be made natural, e.g., by postulating a Z_2 matter parity under which only N_1 is odd. In this case, the relevant Yukawa couplings $(Y)_{ij}^1$ all vanish, but

a Majorana mass for N_1 is still allowed. A more sophisticated model postulates a Z_7 discrete family symmetry with charges $Y_{FN} = (4; 0; 0)$ for the N_i , $(2; 1; 1)$ for the 5 representations of $SU(5)$, and $(2; 1; 0)$ for the 10 representations of $SU(5)$. Assuming a gauge-singlet field with $Y_{FN} = 1$ and $h_i = 1$, we find $M_i = O(1; 1)$ and $(Y)_j^1 = O(6; 5; 5)$, whilst the other Yukawa couplings are $O(1)$, $O(\epsilon)$ or $O(\epsilon^2)$. If $\epsilon = 1/17$, the $(Y)_j^1$ are sufficiently small for our purposes, whilst the quark and lepton mass matrices are of desirable form. Doubtless, one could construct better models with more effort, but this example serves as an existence proof for a low value of T_{RH} in our scenario.

4 Leptogenesis Predictions for Lepton Flavour Violation

In this Section, we relate the results of the previous section on leptogenesis to light neutrino masses, and make predictions on the lepton-flavour-violating (LFV) decays. This topic has been extensively studied recently [21, 22, 23]. We first calculate neutrino Yukawa couplings using the parametrization in terms of the light and heavy neutrino masses, mixings and the orthogonal parameter matrix given in [16]. This allows us to calculate exactly the baryon asymmetry of the Universe by solving the set of Boltzmann equations (19-25), since we know the CP asymmetry ϵ_1 and the reheating temperature of the Universe T_{RH} . For neutrino parameters yielding successful leptogenesis, we calculate the branching ratios of LFV decays.

There are 18 free parameters in the minimal seesaw model with three non-zero light neutrinos, which we treat as follows. In making Fig. 3, we have taken the values of θ_{12} , θ_{23} , m_{12}^2 and m_{23}^2 from neutrino oscillation experiments. We randomly generate the lightest neutrino mass in the range $0 < m_1 < 0.01$ eV and values of θ_{13} in the range $0 < \theta_{13} < 0.1$ allowed by the Chooz experiment [24], as we discuss later in more detail. Motivated by our previous discussion of chaotic sneutrino inflation, we fix the lightest heavy singlet sneutrino mass to be $M_1 = 2 \times 10^3$ GeV, and choose the following values of the heavier singlet sneutrino masses: $M_2 = 10^{14}$ GeV or $M_2 = 5 \times 10^4$ GeV, and M_3 in the range 5×10^4 to 5×10^5 GeV, as we also discuss later in more detail. This accounts for nine of the 18 seesaw parameters.

The remaining 9 parameters are all generated randomly. These include the three light-neutrino phases – the Maki-Nakagawa-Sakata oscillation phase and the two Majorana phases. Specification of the neutrino Yukawa coupling matrix requires three more mixing angles and three more CP-violating phases that are relevant to leptogenesis, in principle. The plots in Fig. 3 are made by sampling randomly these nine parameters. We apply one constraint, namely that the generated baryon density falls within the 3σ range required by cosmological measurements, of which the most precise is now that by WMAP: $7.8 \times 10^{-11} < Y_B < 1.0 \times 10^{-10}$ [2].

Making predictions for LFV decays also requires some hypotheses on the parameters of the MSSM. We assume that the soft supersymmetry-breaking mass parameters m_0 of the squarks and sleptons are universal, and likewise the gaugino masses $m_{1=2}$, and we set the trilinear soft supersymmetry-breaking parameter $A_0 = 0$ at the GUT scale. Motivated by $g_{1/2} = 2$, we assume that the higgsino mixing parameter $\mu > 0$, and choose the representative value $\tan \beta = 10$.

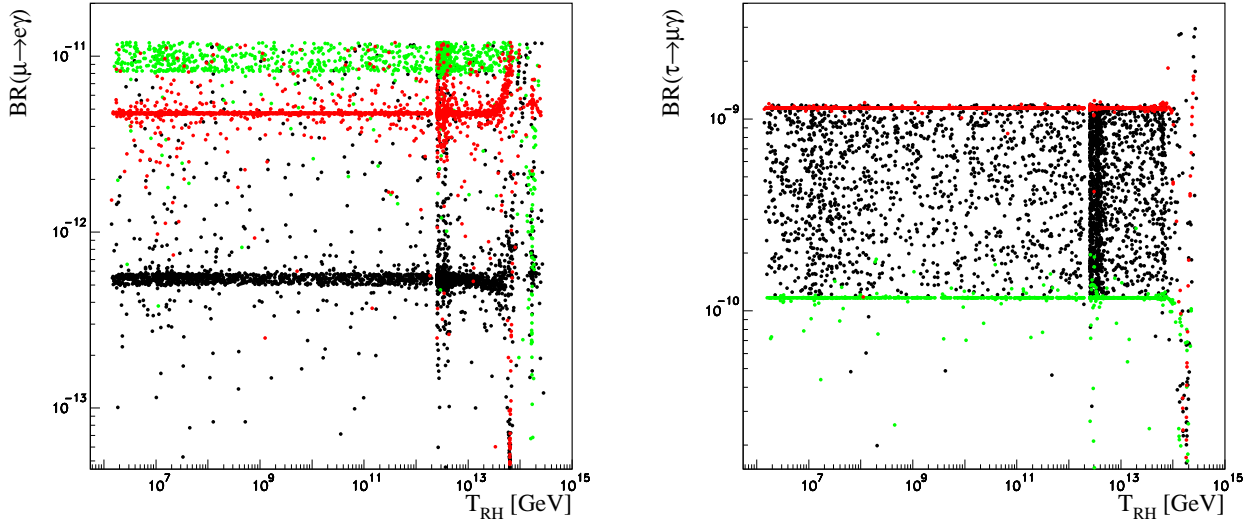


Figure 3: Calculations of $BR(\mu \rightarrow e\gamma)$ and $BR(\tau \rightarrow \mu\gamma)$ on left and right panels, respectively. Black points correspond to $\sin_{13} = 0.0$, $M_2 = 10^{14}$ GeV, and $5 \cdot 10^4$ GeV $< M_3 < 5 \cdot 10^{15}$ GeV. Red points correspond to $\sin_{13} = 0.0$, $M_2 = 5 \cdot 10^4$ GeV, and $M_3 = 5 \cdot 10^5$ GeV, while green points correspond to $\sin_{13} = 0.1$, $M_2 = 10^{14}$ GeV, and $M_3 = 5 \cdot 10^4$ GeV.

We take into account laboratory and cosmological constraints on the MSSM, including limits on the relic density of cold dark matter. WMAP provides the most stringent bound on the latter, which we assume to be dominated by the lightest neutralino: $0.094 < h^2 < 0.129$. For $\tan\beta = 10$, the allowed domain of the $(m_{1=2}; m_0)$ plane is an almost linear strip extending from $(m_{1=2}; m_0) = (300; 70)$ GeV to $(900; 200)$ GeV [25]. For illustrative purposes, we choose $(m_{1=2}; m_0) = (800; 170)$ GeV and comment later on the variation with $m_{1=2}$.

Panel (a) of Fig. 3 presents results on the branching ratio BR for $\mu \rightarrow e\gamma$ decay. We see immediately that values of T_{RH} anywhere between $2 \cdot 10^6$ GeV and $2 \cdot 10^4$ GeV are attainable in principle. The vertical bands in panel (a) correspond to the case of thermal leptogenesis in region A of Figs. 1 and 2, where we include washout effects. The black points in panel (a) correspond to the choice $\sin_{13} = 0.0$, $M_2 = 10^{14}$ GeV, and $5 \cdot 10^4$ GeV $< M_3 < 5 \cdot 10^5$ GeV. The red points correspond to $\sin_{13} = 0.0$, $M_2 = 5 \cdot 10^4$ GeV, and $M_3 = 5 \cdot 10^5$ GeV, while the green points correspond to $\sin_{13} = 0.1$, $M_2 = 10^{14}$ GeV, and $M_3 = 5 \cdot 10^4$ GeV. We see a very striking narrow, densely populated bands for $BR(\mu \rightarrow e\gamma)$, with some outlying points at both larger and smaller values of $BR(\mu \rightarrow e\gamma)$. The width of the black band is due to variation of M_{N_3} showing that $BR(\mu \rightarrow e\gamma)$ is not very sensitive to it. However, $BR(\mu \rightarrow e\gamma)$ strongly depends on M_{N_2} and \sin_{13} as seen by the red and green points, respectively. Since $BR(\mu \rightarrow e\gamma)$ scales approximately as $m_{1=2}^4$, the lower strip for $\sin_{13} = 0$ would move up close to the experimental limit if $m_{1=2} \sim 500$ GeV, and the upper strip for $\sin_{13} = 0.1$ would be

excluded by experiment.

Panel (b) of Fig. 3 presents the corresponding results for $BR(\mu \rightarrow e \gamma)$ with the same colour code for the parameters. This figure shows that $BR(\mu \rightarrow e \gamma)$ depends strongly on M_{N_3} , while the dependence on $\sin \theta_{13}$ and on M_{N_2} is negligible. The numerical values of $BR(\mu \rightarrow e \gamma)$ are somewhat below the present experimental upper limit $BR(\mu \rightarrow e \gamma) < 10^{-7}$, but we note that the results would all be increased by an order of magnitude if $m_{1=2} = 500$ GeV. In this case, panel (a) of Fig. 3 tells us that the experimental bound on $BR(\mu \rightarrow e \gamma)$ would enforce $\sin \theta_{13} > 0.1$, but this would still be compatible with $BR(\mu \rightarrow e \gamma) > 10^{-8}$.

As a result, Fig. 3 strongly suggests that fixing the observed baryon asymmetry of the Universe for the direct sneutrino leptogenesis ($T_{RH} < 3 \cdot 10^{12}$ GeV $< M_{N_1}$) implies a prediction for the LFV decays provided M_{N_2} and/or M_{N_3} are also fixed. This observation can be understood in the case of hierarchical light and heavy neutrino masses. Consider first $\mu \rightarrow e \gamma$ for $\sin \theta_{13} = 0$. It turns out that the N_2 couplings dominate in $(Y Y^\dagger)_{21}$ which determines $BR(\mu \rightarrow e \gamma)$. Also, the M_{N_2} term dominates in ϵ_1 which implies $Y_B = (Y Y^\dagger)_{21} = (Y Y^\dagger)_{11}$, because cancellations among the phases are unnatural. In the parametrization with the orthogonal matrix R , this implies $Y_B = R_{23} = R_{22}$. If fine tunings are not allowed, the requirement $T_{RH} < M_{N_1}$ fixes $R_{23} = R_{22}$ and therefore relates Y_B to $\mu \rightarrow e \gamma$. For more general cases, the behaviour of $BR(\mu \rightarrow e \gamma)$ is more complicated and additional contributions occur. However, those new contributions tend to enhance $BR(\mu \rightarrow e \gamma)$, as exemplified in Fig. 3 by the green dots.

The behaviour of $BR(\mu \rightarrow e \gamma)$ is simpler. To leading order in the largest parameters, $\mu \rightarrow e \gamma$ depends on the N_3 couplings and mass, leading to $(Y Y^\dagger)_{32} = (Y)_{33}^2 U_{33} U_{23}^\dagger$, independently of leptogenesis results.

We have to stress here that such definite predictions for LFV processes can always be avoided by fine tuning the neutrino parameters, as seen by several scattered points in Fig. 3. Points with small $BR(\mu \rightarrow e \gamma)$ can be systematically generated using the parametrization of Y by a Hermitian matrix [26], and the predictions for the LFV decays thereby washed away. However, in this case, the M_{N_i} are outputs of the parametrization, and cannot be fixed as required by the present analyses of sneutrino inflation. Therefore the parametrization [26] is not appropriate for our leptogenesis scenario. Finally, we comment that such fine tunings are impossible in simple models of neutrino masses [23].

Another possibility for avoiding the LFV predictions is to allow the heavy neutrinos to be partially degenerate in mass, which enhances the CP asymmetries [27]. In supersymmetric models, this possibility was worked out in [28].

In addition to the quantities shown in Fig. 3, we have also examined $BR(\mu \rightarrow e \gamma)$, which is always far below the present experimental bound $BR(\mu \rightarrow e \gamma) < 10^{-7}$, and the electron and muon electric dipole moments. We find that $d_e < 10^{-33}$ e cm, in general, putting it beyond the foreseeable experimental reach, and $|d_\mu| = d_e |m_\mu / m_e|$, rendering d_μ also unobservably small.

5 Alternative Scenarios and Conclusions

We have considered in this paper the simplest sneutrino inflation scenario, in which the inflaton is identified with the lightest sneutrino, and its decays are directly responsible for leptogenesis. We find it remarkable that this simple scenario is not already ruled out, and have noted the strong constraints it must satisfy enable it to make strong predictions, both for CMB observables and LFV decays. These might soon be found or invalidated. In the latter case the motivation to study more complicated sneutrino inflation scenarios would be increased.

One possibility is that inflation might have been driven by a different sneutrino, not the lightest one. In this case, the lightest sneutrino could in principle be considerably lighter than the 2×10^3 GeV required for the inflaton. This would seem to make more plausible a low reheating temperature, as suggested by the gravitino problem. However, this problem is not necessarily a critical issue, as it can already be avoided in the simplest sneutrino inflation scenario, as we have seen. On the other hand, if the lightest sneutrino is not the inflaton, leptogenesis decouples from inflationary reheating, and predictivity is diminished.

A second possibility is that two or more sneutrinos contribute to inflation. In this case, the model predictions for the CMB observables and the sneutrino mass would in general be changed.

A related third possibility is that one or more sneutrinos might function as a curvaton, which would also weaken the CMB and sneutrino mass predictions.

For the moment, we do not see the need to adopt any of these more complicated scenarios, but they certainly merit investigation, even ahead of the probable demise of the simplest sneutrino inflation scenario investigated here.

Acknowledgements

We thank G. Giudice, M. Plumacher, M. Postma, A. Riotto and A. Strumia for collaboration and discussions related to this work. T.Y. thanks the members of the theory group in Rome I University for their hospitality. M.R. is partially supported by EU TM R contract No. HPMF-CT-2000-00460 and by ESF grant No. 5135, and T.Y. by Grant-in-Aid for Scientific Research (S) 14102004.

References

- [1] For reviews see, D. H. Lyth and A. Riotto, Phys. Rept. 314 (1999) 1 [arXiv:hep-ph/9807278]; W. H. Kinney, arXiv:astro-ph/0301448.
- [2] C. L. Bennett et al., arXiv:astro-ph/0302207; D. N. Spergel et al., arXiv:astro-ph/0302209; H. V. Peiris et al., arXiv:astro-ph/0302225.

- [3] S.L.Bridle, A.M.Lewis, J.Weller and G.Efstathiou, [arXiv:astro-ph/0302306](#).
- [4] V.Barger, H.S.Lee and D.Marfattia, [arXiv:hep-ph/0302150](#).
- [5] Y.Fukuda et al. [Super-Kamiokande Collaboration], Phys. Rev. Lett. 81 (1998) 1562; Q.R.Ahmad et al. [SNO Collaboration], Phys. Rev. Lett. 89 (2002) 011301 [[arXiv:nucl-ex/0204008](#)]; K.Eguchi et al. [KamLAND Collaboration], Phys. Rev. Lett. 90 (2003) 021802 [[arXiv:hep-ex/0212021](#)].
- [6] M.Gell-Mann, P.Ramond and R.Slansky, Proceedings of the Supergravity Stony Brook Workshop, New York, 1979, eds. P.Van Nieuwenhuizen and D.Freedman (North-Holland, Amsterdam); T.Yanagida, Proceedings of the Workshop on Unified Theories and Baryon Number in the Universe, Tsukuba, Japan 1979 (eds. A.Sawada and A.Sugamoto, KEK Report No. 79-18, Tsukuba).
- [7] H.Murayama, H.Suzuki, T.Yanagida and J.Yokoyama, Phys. Rev. Lett. 70 (1993) 1912; H.Murayama, H.Suzuki, T.Yanagida and J.Yokoyama, Phys. Rev. D 50 (1994) 2356 [[arXiv:hep-ph/9311326](#)].
- [8] J.R.Ellis, J.E.Kin and D.V.Nanopoulos, Phys. Lett. B 145 (1984) 181; J.R.Ellis, D.V.Nanopoulos and S.Sarkar, Nucl. Phys. B 259 (1985) 175; J.R.Ellis, D.V.Nanopoulos, K.A.Olive and S.J.Rey, Astropart. Phys. 4 (1996) 371; M.Kawasaki and T.Mori, Prog. Theor. Phys. 93 (1995) 879; T.Mori, Ph.D. thesis, [arXiv:hep-ph/9503210](#); M.Bolz, A.Brandenburg and W.Buchmüller, Nucl. Phys. B 606 (2001) 518; R.Cyburt, J.R.Ellis, B.D.Fields and K.A.Olive, [astro-ph/0211258](#).
- [9] M.Fukugita and T.Yanagida, Phys. Lett. B 174 (1986) 45.
- [10] H.Murayama and T.Yanagida, Phys. Lett. B 322 (1994) 349 [[arXiv:hep-ph/9310297](#)]; K.Hamaguchi, H.Murayama and T.Yanagida, Phys. Rev. D 65 (2002) 043512 [[arXiv:hep-ph/0109030](#)]; T.Mori and H.Murayama, Phys. Lett. B 553 (2003) 126 [[arXiv:hep-ph/0211019](#)].
- [11] M.Plümacher, Nucl. Phys. B 530 (1998) 207 [[arXiv:hep-ph/9704231](#)].
- [12] G.Giudice, A.Notari, M.Raidal, A.Riotto, and A.Strumia, in preparation.
- [13] J.Hisano, T.Mori, K.Tobe, M.Yamaguchi and T.Yanagida, Phys. Lett. B 357 (1995) 579; J.Hisano, T.Mori, K.Tobe and M.Yamaguchi, Phys. Rev. D 53 (1996) 2442; J.Hisano and D.Nomura, Phys. Rev. D 59 (1999) 116005.
- [14] J.R.Ellis, J.Hisano, S.Lola and M.Raidal, Nucl. Phys. B 621 (2002) 208 [[arXiv:hep-ph/0109125](#)].
- [15] A.Romanino et al., Nucl. Phys. B 622 (2002) 73 [[hep-ph/0108275](#)]; J.R.Ellis, J.Hisano, M.Raidal and Y.Shimizu, Phys. Lett. B 528 (2002) 86 [[arXiv:hep-ph/0111324](#)].
- [16] J.A.Casas and A.Ibarra, Nucl. Phys. B 618 (2001) 171.

- [17] M. Postma, [arXiv:hep-ph/0212005](#); J. McDonald, [arXiv:hep-ph/0302222](#).
- [18] G. F. Giudice, E. W. Kolb and A. Riotto, *Phys. Rev. D* 64 (2001) 023508 [[arXiv:hep-ph/0005123](#)].
- [19] S. Davidson and A. Ibarra, *Phys. Lett. B* 535 (2002) 25.
- [20] L. Covi, E. Roulet and F. Vissani, *Phys. Lett. B* 384 (1996) 169.
- [21] G. C. Branco, T. Morozumi, B. M. Nobre and M. N. Rebelo, *Nucl. Phys. B* 617 (2001) 475; A. S. Joshipura, E. A. Paschos and W. Rodejohann, *JHEP* 0108 (2001) 029; D. Falcone, *Phys. Rev. D* 66 (2002) 053001 [[hep-ph/0204335](#)]; G. C. Branco, R. Gonzalez Felipe, F. R. Joaquim and M. N. Rebelo, *Nucl. Phys. B* 640 (2002) 202; S. Davidson and A. Ibarra, *Nucl. Phys. B* 648 (2003) 345; W. Rodejohann, *Phys. Lett. B* 542 (2002) 100; M. N. Rebelo, *Phys. Rev. D* 67 (2003) 013008 [[arXiv:hep-ph/0207236](#)]; *Phys. Lett. B* 551 (2003) 127 [[arXiv:hep-ph/0210155](#)]; G. C. Branco, R. Gonzalez Felipe, F. R. Joaquim, I. Masina, M. N. Rebelo and C. A. Savoy, [arXiv:hep-ph/0211001](#); S. Pascoli, S. T. Petcov and C. E. Yaguna, [arXiv:hep-ph/0301095](#); S. Pascoli, S. T. Petcov and W. Rodejohann, [arXiv:hep-ph/0302054](#); S. Davidson, [arXiv:hep-ph/0302075](#).
- [22] J. R. Ellis and M. Raidal, *Nucl. Phys. B* 643 (2002) 229 [[arXiv:hep-ph/0206174](#)].
- [23] P. H. Frampton, S. L. Glashow and T. Yanagida, *Phys. Lett. B* 548 (2002) 119 [[arXiv:hep-ph/0208157](#)]; M. Raidal and A. Strumia, *Phys. Lett. B* 553 (2003) 72 [[arXiv:hep-ph/0210021](#)]; T. Endoh, S. Kaneko, S. K. Kang, T. Morozumi and M. Tanimoto, *Phys. Rev. Lett.* 89 (2002) 231601 [[arXiv:hep-ph/0209020](#)]; S. F. King, [arXiv:hep-ph/0211228](#); S. Raby, [arXiv:hep-ph/0302027](#); R. Barbieri, T. Hambye and A. Romanino, [arXiv:hep-ph/0302118](#).
- [24] M. Apollonio et al. [Chooz Collaboration], *Phys. Lett. B* 466 (1999) 419.
- [25] J. Ellis, K. A. Olive, Y. Santoso and V. C. Spanos, [arXiv:hep-ph/0303043](#).
- [26] S. Davidson and A. Ibarra, *JHEP* 0109 (2001) 013; J. R. Ellis, J. Hisano, M. Raidal and Y. Shimizu, *Phys. Rev. D* 66 (2002) 115013 [[arXiv:hep-ph/0206110](#)].
- [27] M. F. Lenz, E. A. Paschos, U. Sarkar and J. Weiss, *Phys. Lett. B* 389 (1996) 693; A. Pilaftsis, *Phys. Rev. D* 56 (1997) 5431, *Int. J. Mod. Phys. A* 14 (1999) 1811.
- [28] J. R. Ellis, M. Raidal and T. Yanagida, *Phys. Lett. B* 546 (2002) 228 [[arXiv:hep-ph/0206300](#)].
- [29] W. Buchmüller, P. Di Bari and M. Plumacher, *Nucl. Phys. B* 643 (2002) 367 [[arXiv:hep-ph/0205349](#)]; *Phys. Lett. B* 547 (2002) 128 [[arXiv:hep-ph/0209301](#)]; [arXiv:hep-ph/0302092](#).