

Constraints on the CKM angle α from the measured CP asymmetries and branching ratios of $B \rightarrow \pi^+\pi^-$, $\pi^+\pi^0$ and $K^0\pi^+$ decays.

Zhenjun Xiao*

Department of Physics, Nanjing Normal University, Nanjing, Jiangsu 210097, P.R.China

Cai-Dian Lü[†]

CCAST (World Laboratory), P.O. Box 8730, Beijing 100080, P.R.China;

and

Institute of High Energy Physics, P.O. Box 918(4), Beijing 100039, P.R.China[‡]

Libo Guo

Department of Physics, Nanjing Normal University, Nanjing, Jiangsu 210097, P.R.China

(November 3, 2018)

Abstract

In this paper, we draw constraints on the Cabibbo-Kobayashi-Maskawa (CKM) angle α and the strong phase δ from the experimental measurements of $\sin(2\beta)$, the CP-violating asymmetries and branching ratios of $B \rightarrow \pi^+\pi^-$, $\pi^+\pi^0$ and $K^0\pi^+$ decays and other relevant data. From the measured $\sin(2\beta)$ and the relevant CKM mixing elements, we find the direct physical limit on α , $35^\circ \leq \alpha \leq 145^\circ$ at 2σ level, by employing the simple trigonometry of unitary triangle in standard model. Taking the weighted-average of the newest BaBar and Belle measurements of $S_{\pi\pi}$ and $A_{\pi\pi}$ in $B^0 \rightarrow \pi^+\pi^-$ decay as the experimental input, we find the allowed range of angle α , $72^\circ \leq \alpha \leq 138^\circ$ for $0.20 \leq r = |P/T| \leq 0.45$. The region of $70^\circ \leq \alpha \leq 110^\circ$ is excluded when the measured branching ratios of $B \rightarrow \pi^+\pi^-$, $\pi^+\pi^0$ and $K^0\pi^+$ decays are considered together. For $r = 0.84/2.6$, the combined constraints on α and δ are $118^\circ \leq \alpha \leq 131^\circ$, $-153^\circ \leq \delta \leq -132^\circ$ if we take $\overline{B}(B^0 \rightarrow \pi^+\pi^-) = (4.7 \pm 1.0) \times 10^{-6}$ as the experimental input. We also notice that the constraint on the strong phase δ depends on the convention to choose the relative sign between the tree and penguin amplitude of $B \rightarrow \pi^+\pi^-$.

*Email address: zjxiao@email.njnu.edu.cn

[†]Email address: lucd@ihep.ac.cn

[‡]Mailing address.

decay, but the extraction of angle α has no such convention dependence.

I. INTRODUCTION

To measure the Cabbibo-Kobayashi-Maskawa (CKM) unitary angles α , β and γ is one of the main goals of the B factory experiments. In the standard model (SM), the CP violation is induced by the nonzero phase angle appeared in the CKM mixing matrix V_{CKM} , and the unitarity of the matrix V_{CKM} leads to the constraint

$$\alpha + \beta + \gamma = 180^\circ \quad (1)$$

Recent measurements of $\sin 2\beta$ in neutral B meson decay $B_d^0 \rightarrow J/\psi K_{S,L}^0$ by BaBar [1,2] and Belle [3,4] Collaborations established the third type CP violation (interference between the decay and mixing) of B_d meson system. The average based on the newest BaBar [2] and Belle results [4] is

$$\sin(2\beta) = 0.731 \pm 0.055 \quad (2)$$

which leads to the bound on the angle β :

$$\beta = (23.5_{-2.2}^{+2.4})^\circ \quad (3)$$

The second solution $\beta = (66.5_{+2.4}^{-2.2})^\circ$ can be dropped if other measurements, such as V_{ub} , ΔM_{B_d} and ϵ_k are taken into account [5]. The precision of the measured CKM angle β will be improved further along with rapid increase of statistics.

For the determination of the angle γ , the measured CP-averaged branching ratios of $B \rightarrow \pi K, \pi\pi$ decays play a key role, and have been studied intensively in the literature [6–9]. But the direct constraint from experiments on γ is still weak.

The CKM angle α can be determined by the experimental measurements for the CP violating asymmetries of $B_d^0 \rightarrow \pi^+\pi^-$ decays [10–13]. From experimental measurements of the branching ratios of $B \rightarrow \pi\pi$ and $K\pi$ decays, one can also extract out the CKM angle α [14,10,15]. Very recently, based on the data sample of about 85 and 88 million $\Upsilon(4S) \rightarrow B\bar{B}$ decays, BaBar and Belle collaboration reported their measurement of the CP violation of the $B_d^0 \rightarrow \pi^+\pi^-$ decay [16,17], respectively.

BaBar result [16]:

$$\begin{aligned} S_{\pi\pi} &= 0.02 \pm 0.34(stat.) \pm 0.05(syst.), \\ C_{\pi\pi} &= -0.30 \pm 0.25(stat.) \pm 0.04(syst.), \end{aligned} \quad (4)$$

and Belle [17]:

$$\begin{aligned} S_{\pi\pi} &= -1.23 \pm 0.41(stat.)_{-0.07}^{+0.08}(syst.), \\ A_{\pi\pi} &= +0.77 \pm 0.27(stat.) \pm 0.08(syst.). \end{aligned} \quad (5)$$

The weighted average¹ of the two experiments is

¹For the parameter $A_{\pi\pi}$ and $C_{\pi\pi}$, there is a sign difference between the conventions of Belle and BaBar Collaboration: $A_{\pi\pi} = -C_{\pi\pi}$. We here use Belle's convention [18].

$$S_{\pi\pi} = -0.49 \pm 0.27, \quad A_{\pi\pi} = +0.51 \pm 0.19 \quad (6)$$

The Belle's new result is consistent with their previous measurement based on a data sample of 44.8 million $B^0\bar{B}^0$ pairs [18]. Based on phenomenological analysis, Belle Collaboration announced that the CP-conserving case, $S_{\pi\pi} = A_{\pi\pi} = 0$, is ruled out at the 99.93% confidence level [17]. The corresponding allowed range of α (or ϕ_2 in Belle's word) at 95.5% C.L. is

$$78^\circ \leq \alpha \leq 152^\circ \quad (7)$$

for $\beta = 23.5^\circ$ and $0.15 \leq |P/T| \leq 0.45$. This bound is in agreement with constraints on the unitarity triangle from other measurements [5]. It is easy to see that the experimental measurements of BaBar and Belle collaborations are not fully consistent with each other: BaBar's result is still consistent with zero, while the Belle's results strongly indicate nonzero $S_{\pi\pi}$ and $A_{\pi\pi}$.

In a previous paper, based on the data as reported in Refs. [18,16], we presented the general description of CP asymmetries of the $B \rightarrow \pi^+\pi^-$ decay and found the first constraint on the CKM angle α and the strong phase δ .

In this paper, in order to refine the constraints on both α and δ , we will consider four kinds of experimental information: (a) the new measurements of CP-violating asymmetries of $B \rightarrow \pi^+\pi^-$ [16,17]; (b) the well measured branching ratios of $B \rightarrow \pi^+\pi^-$, $\pi^+\pi^0$ and $K^0\pi^+$ decays [19–22]; (c) the well measured value of $\sin(2\beta)$ from BaBar and Belle Collaboration [2,4]; and (d) the measured CKM matrix elements V_{us} , V_{cb} , V_{ub} and V_{td} as given in Ref. [5].

This paper is organized as follows. In the next section, we present the general description of CP asymmetries of the $B \rightarrow \pi^+\pi^-$ decay and draw constraints on the CKM angle α from the trigonometry of unitarity triangle and the measured $\sin(2\beta)$. In Sec. III we consider currently available Babar and Belle's measurements of $S_{\pi\pi}$ and $A_{\pi\pi}$ to draw the constraints on the CKM angle α and the strong phase δ . In Sec. IV we consider the effects of the measured branching ratios of relevant decay modes and other experimental information and finally present the combined result. The conclusions are included in the final section.

II. THE CKM ANGLES α , β AND γ IN THE SM

In the SM with $SU(2) \times U(1)$ as the gauge group, the quark mass eigenstates are not the same as the weak eigenstates. The mixing between quark mass eigenstates was described by the CKM matrix [23]. It is expressed in terms of a 3×3 unitary matrix V_{CKM} operating on the down type quark mass eigenstates (d,s, and b):

$$\begin{pmatrix} d' \\ s' \\ b' \end{pmatrix} = \begin{pmatrix} V_{ud} & V_{us} & V_{ub} \\ V_{cd} & V_{cs} & V_{cb} \\ V_{td} & V_{ts} & V_{tb} \end{pmatrix} \begin{pmatrix} d \\ s \\ b \end{pmatrix}. \quad (8)$$

The elements of the unitary CKM mixing matrix V_{CKM} are fixed by four parameters, one of which is an irreducible complex phase. Using the generalized Wolfenstein parametrization [24], V_{CKM} takes the form

$$V_{CKM} = \begin{pmatrix} 1 - \frac{\lambda^2}{2} & \lambda & A\lambda^3(\bar{\rho} - i\bar{\eta}) \\ -\lambda & 1 - \frac{\lambda^2}{2} & A\lambda^2 \\ A\lambda^3(1 - \bar{\rho} - i\bar{\eta}) & -A\lambda^2 & 1 \end{pmatrix} \quad (9)$$

where $\bar{\rho} = \rho(1 - \lambda^2/2)$, $\bar{\eta} = \eta(1 - \lambda^2/2)$, and A , λ , $\bar{\rho}$ and $\bar{\eta}$ are Wolfenstein parameters. The parameter A and λ have been measured with good precision,

$$\lambda = |V_{us}| = 0.2196 \pm 0.0026 \quad (10)$$

from analysis of K_{e3} decays [5], and

$$A = 0.854 \pm 0.042 \quad (11)$$

determined from the measured $|V_{cb}| = (41.2 \pm 2.0) \times 10^{-3}$ and $|V_{us}| = 0.2196 \pm 0.0026$ [5]. The errors of both $|V_{cb}|$ and $|V_{us}|$ are completely negligible compared to the theoretical errors discussed in this paper.

The unitarity of the CKM matrix implies six “unitarity triangle”. One of them applied to the first and third columns of the CKM matrix yields

$$V_{ud}V_{ub}^* + V_{cd}V_{cb}^* + V_{td}V_{tb}^* = 0. \quad (12)$$

This unitary triangle is just a geometrical presentation of this equation in the complex $\bar{\rho} - \bar{\eta}$ plane, as illustrated in Fig.1.

The three unitarity angles are defined as

$$\alpha = \arg \left(-\frac{V_{tb}^* V_{td}}{V_{ub}^* V_{ud}} \right), \quad (13)$$

$$\beta = \arg \left(-\frac{V_{cb}^* V_{cd}}{V_{tb}^* V_{td}} \right), \quad (14)$$

$$\gamma = \arg \left(-\frac{V_{ub}^* V_{ud}}{V_{cb}^* V_{cd}} \right). \quad (15)$$

The above definitions are independent of any kind of parametrization of the CKM matrix elements. Thus it is universal. In terms of $(\bar{\rho}, \bar{\eta})$, $\sin(2\phi_i)$ ($\phi_i = \alpha, \beta, \gamma$) can be written as

$$\sin(2\alpha) = \frac{2\bar{\eta}(\bar{\eta}^2 + \bar{\rho}^2 - \bar{\rho})}{(\bar{\rho}^2 + \bar{\eta}^2)((1 - \bar{\rho})^2 + \bar{\eta}^2)}, \quad (16)$$

$$\sin(2\beta) = \frac{2\bar{\eta}(1 - \bar{\rho})}{(1 - \bar{\rho})^2 + \bar{\eta}^2}, \quad (17)$$

$$\sin(2\gamma) = \frac{2\bar{\rho}\bar{\eta}}{\bar{\rho}^2 + \bar{\eta}^2}. \quad (18)$$

Using simple trigonometry one can also find the relation between $\sin(\phi_i)$ ($\phi_i = \alpha, \beta, \gamma$)

$$\sin \alpha = \frac{\sin \beta}{R_b} = \frac{\sin \gamma}{R_t} \quad (19)$$

where R_b and R_t denote the lengths CA and BA in the rescaled triangle respectively,

$$R_b \equiv \frac{|V_{ud}V_{ub}^*|}{|V_{cd}V_{cb}^*|} = \sqrt{\bar{\rho}^2 + \bar{\eta}^2} = \left(1 - \frac{\lambda^2}{2}\right) \frac{1}{\lambda} \left| \frac{V_{ub}}{V_{cb}} \right|, \quad (20)$$

$$R_t \equiv \frac{|V_{td}V_{tb}^*|}{|V_{cd}V_{cb}^*|} = \sqrt{(1 - \bar{\rho})^2 + \bar{\eta}^2} = \frac{1}{\lambda} \left| \frac{V_{td}}{V_{cb}} \right|, \quad (21)$$

As listed in Table I, the values of CKM matrix elements V_{us} and V_{cb} are currently known with high precision [5], but the errors of V_{ub} and V_{td} are still large.

Using the experimental measurements of $\sin(2\beta)$, we find the direct physical limit on angle α

$$\alpha \leq 180^\circ - \beta = 156.5^\circ \quad (22)$$

for $\beta = 23.5^\circ$.

Using the measured $\sin(2\beta)$ and the measured CKM matrix elements as given in Table I, we find the direct constraints on the CKM angle γ and α from the relations (19-21),

$$\sin \alpha = \frac{\sin \beta}{R_b} = \frac{\lambda}{(1 - \lambda^2/2)} \left| \frac{V_{cb}}{V_{ub}} \right| \sin \beta, \quad (23)$$

which leads to

$$53^\circ \leq \alpha \leq 127^\circ \quad (\text{at } 1\sigma \text{ level}), \quad (24)$$

$$35^\circ \leq \alpha \leq 145^\circ \quad (\text{at } 2\sigma \text{ level}); \quad (25)$$

and

$$\sin \gamma = \frac{R_t}{R_b} \sin \beta = \left(1 - \frac{\lambda^2}{2}\right) \left| \frac{V_{td}}{V_{ub}} \right| \sin \beta, \quad (26)$$

which results in

$$41^\circ \leq \gamma \leq 139^\circ \quad (\text{at } 1\sigma \text{ level}), \quad (27)$$

$$24^\circ \leq \gamma \leq 156^\circ \quad (\text{at } 2\sigma \text{ level}); \quad (28)$$

The tiny error of λ has been neglected, but the errors of the remaining measured quantities ($\sin(2\beta)$, V_{cb} , V_{ub} and V_{td}) were considered. The limits on both α and γ in Eqs.(24-28) depend on currently available experimental measurements only and therefore should be reliable. The upper limit on α at 2σ level is still stronger than that given in Eq.(22).

In we consider the measured $\sin(2\beta)$ and the lower limit on the CKM angle γ as given in Eq.(28) simultaneously, we find a physical limit on α :

$$45.3^\circ \leq \alpha \leq 134.7^\circ \quad (29)$$

These limits depend on the SM, the unitarity of CKM mixing matrix and some measured physical observables. They are reliable in nature, and will be improved along with the progress of experimental measurements. The upper limits on both α and γ as given in eqs.(24-28) correspond to the transformation of $\alpha \rightarrow 180^\circ - \alpha$ and $\gamma \rightarrow 180^\circ - \gamma$.

III. CP ASYMMETRIES OF $B \rightarrow \pi^+\pi^-$ DECAY

As is well known, the tree and gluonic penguin contribute to the $B \rightarrow \pi^+\pi^-$ decay simultaneously, as shown in Fig.2. The tree contribution comes from $b \rightarrow u\bar{u}d$ transition by exchanging a W boson, while there are penguin contributions with different internal quarks u , c and t .

A. Parametrization of $B \rightarrow \pi^+\pi^-$ decay

From Fig.2, the decay amplitude $A(B_d^0 \rightarrow \pi^+\pi^-)$ and its conjugate $\bar{A}(\bar{B}_d^0 \rightarrow \pi^+\pi^-)$ can be written as

$$A \equiv A(B^0 \rightarrow \pi^+\pi^-) = V_{ub}^*V_{ud}T + V_{tb}^*V_{td}P_t + V_{cb}^*V_{cd}P_c + V_{ub}^*V_{ud}P_u, \quad (30)$$

$$\bar{A} \equiv \bar{A}(\bar{B}^0 \rightarrow \pi^+\pi^-) = V_{ub}V_{ud}^*T + V_{tb}V_{td}^*P_t + V_{cb}V_{cd}^*P_c + V_{ub}V_{ud}^*P_u, \quad (31)$$

Using CKM unitarity relation as given in Eq.(12), A and \bar{A} can be written in a new form [25]

$$A = V_{ub}^*V_{ud}(T + P_u - P_c) + V_{tb}^*V_{td}(P_t - P_c) = e^{i\gamma}e^{i\delta_T}|T| + e^{-i\beta}e^{i\delta_P}|P|, \quad (32)$$

$$\bar{A} = V_{ub}V_{ud}^*(T + P_u - P_c) + V_{tb}V_{td}^*(P_t - P_c) = e^{-i\gamma}e^{i\delta_T}|T| + e^{i\beta}e^{i\delta_P}|P|. \quad (33)$$

Here we use the popular convention as in Ref. [26]: the tree and penguin amplitudes have a relative positive sign. In a previous paper [12], a relative negative sign between the tree and penguin amplitudes was assumed. This will only affect the definition of relative strong phase $\delta \rightarrow \pi + \delta$, but not change any physics result, as shown below.

The SM predicts the CP-violating asymmetries in the time-dependent rates for initial B^0 and \bar{B}^0 decays to a common CP eigenstate f_{CP} . In the case of $f_{CP} = \pi^+\pi^-$, the time-dependent rate is given by

$$f_{\pi\pi}(\Delta t) = \frac{e^{-|\Delta t|/\tau_{B^0}}}{4\tau_{B^0}} \{1 + q \cdot [S_{\pi\pi} \sin(\Delta m_d \Delta t) + A_{\pi\pi} \cos(\Delta m_d \Delta t)]\}, \quad (34)$$

where τ_{B^0} is the B_d^0 lifetime, Δm_d is the mass difference between the two B_d^0 mass eigenstates, $\Delta t = t_{CP} - t_{tag}$ is the time difference between the tagged- B^0 (\bar{B}^0) and the accompanying \bar{B}^0 (B^0) with opposite b -flavor decaying to $\pi^+\pi^-$ at the time t_{CP} , $q = +1$ (-1) when the tagging B meson is a B^0 (\bar{B}^0). The CP-violating asymmetries $S_{\pi\pi}$ and $A_{\pi\pi}$ have been defined as

$$S_{\pi\pi} = \frac{2\text{Im}(\lambda_{\pi\pi})}{|\lambda_{\pi\pi}|^2 + 1}, \quad A_{\pi\pi} = \frac{|\lambda_{\pi\pi}|^2 - 1}{|\lambda_{\pi\pi}|^2 + 1}, \quad (35)$$

where the parameter $\lambda_{\pi\pi}$ is of the form

$$\lambda_{\pi\pi} = \frac{q}{p} \frac{\bar{A}}{A} = e^{2i\alpha} \frac{1 - re^{i(\delta-\alpha)}}{1 - re^{i(\delta+\alpha)}}. \quad (36)$$

Here $r = |P/T|$ is the ratio defined in previous works such as Ref. [27], $\delta = \delta_P - \delta_T$ is the difference of CP conserved strong phases of tree and penguin diagrams.

By explicit calculations, we find that²

$$S_{\pi\pi} = \frac{\sin 2\alpha - 2r \cos \delta \sin \alpha}{1 + r^2 - 2r \cos \delta \cos \alpha}, \quad (37)$$

$$A_{\pi\pi} = \frac{-2r \sin \delta \sin \alpha}{1 + r^2 - 2r \cos \delta \cos \alpha}. \quad (38)$$

If we neglect the penguin-diagram (which is expected to be smaller than the tree diagram contribution), we have

$$A_{\pi\pi} = 0, S_{\pi\pi} = \sin(2\alpha) \quad (39)$$

That means we can measure the $\sin(2\alpha)$ directly from $B_d^0 \rightarrow \pi^+\pi^-$ decay in case of neglecting penguin contributions. This is the reason why $B_d^0 \rightarrow \pi^+\pi^-$ decay was assumed to be the best channel to measure CKM angle α previously. With penguin contributions, we have $A_{\pi\pi} \neq 0$ and $S_{\pi\pi} \neq \sin(2\alpha)$. Besides the Eq.(37), $S_{\pi\pi}$ can also be defined as [14]

$$S_{\pi\pi} = \frac{1}{\sqrt{1 - A_{\pi\pi}^2}} \sin(2\alpha_{eff}), \quad (40)$$

or

$$S_{\pi\pi} = \sin(2\bar{\alpha}_{eff}). \quad (41)$$

Here the allowed range of α_{eff} can be determined by the measurements of $S_{\pi\pi}$ and $A_{\pi\pi}$ directly. The key problem is how to determine the differences

$$\Delta\alpha = \alpha - \alpha_{eff}, \quad \Delta\bar{\alpha} = \alpha - \bar{\alpha}_{eff}, \quad (42)$$

which depends on the magnitude and strong phases of the tree and penguin amplitudes. In this case, the CP asymmetries can not tell the size of angle α directly. A method has been proposed to extract CKM angle α using $B^+ \rightarrow \pi^+\pi^0$ and $B^0 \rightarrow \pi^0\pi^0$ decays together with $B_d^0 \rightarrow \pi^+\pi^-$ decay by the isospin relation [28]. However, it will take quite some time for the experiments to measure the three channels together. In Ref. [14], Charles studied the ways to estimate $\Delta\alpha$ from the measured branching ratios of $B \rightarrow \pi\pi$ and $B \rightarrow K\pi$ decays. In next section, we will extract the constraints on both α and δ directly by considering the latest experimental measurements about the relevant branching ratios of $B \rightarrow \pi^+\pi^-$, $\pi^+\pi^0$ and $K^0\pi^+$ decays.

B. Constraint on α and δ

In this subsection, we try to find the possible constraint on the CKM angle α by using the measured CP-violating asymmetries of $B_d^0 \rightarrow \pi^+\pi^-$ decay. We will consider the latest Belle measurement [17] and update the analysis presented in Ref. [12].

²By a transformation of $\delta \rightarrow \pi + \delta$, the expressions of $S_{\pi\pi}$ and $A_{\pi\pi}$ here will become identical with those in Ref. [12].

From Eqs.(37,38), one can see that the asymmetry parameter $S_{\pi\pi}$ and $A_{\pi\pi}$ generally depend on only three “free” parameters: the CKM angle α , the strong phase δ and the ratio r . We can not solve out these two equations with three unknown variables directly. However, we can find definite constraint on the angle α and strong phase δ if the ratio $r = |P/T|$ can be determined experimentally, or at least estimated theoretically with good precision.

Many attempts have been made to estimate the ratio r in various ways [10,14,15,26–28]. Two typical estimations of r are the following:

- Based on the QCD factorization approach, Beneke *et al.*, [27] found the value of $r = 0.258 \pm 0.068$ and 0.285 ± 0.076 by direct calculation with or without the weak annihilation contributions.
- From the measured branching ratios of $B^+ \rightarrow K^0\pi^+$ and $\pi^+\pi^0$ decays, Gronau and Rosner [10] found $r = 0.276 \pm 0.064$ when $SU(3)$ breaking in $P_{\pi\pi}/P_{K\pi}$ is introduced through f_π/f_K , while a value of $r = 0.26 \pm 0.09$ was obtained by Luo and Rosner [15] when defining $P_{\pi\pi}$ and $P_{K\pi}$ as the amplitudes containing V_{td} and V_{ts} , respectively.

Although there still exist relatively large theoretical uncertainties for the estimation of ratio r , we believe that $r = 0.3 \pm 0.15$ is a reasonable range from currently known estimations. In next section, we find that the measurements of relevant branching ratios prefer a ratio r larger than 0.2. In Belle’s paper, they assumed that $r = 0.3 \pm 0.15$ to draw the constraint on the CKM angle α from their latest measurements of $S_{\pi\pi}$ and $A_{\pi\pi}$ [17].

Now we are ready to extract out α by comparing the theoretical prediction of $S_{\pi\pi}$ and $A_{\pi\pi}$ with the measured results. As discussed previously [11], there may exist some discrete ambiguities between δ and $\pi - \delta$ for the mapping of $S_{\pi\pi}$ and $A_{\pi\pi}$ onto the $\delta - \alpha$ plane. We will consider the effects of such discrete ambiguity.

At first, because of the positiveness of the measured $A_{\pi\pi}$ at 2σ level and the fact that $\sin \alpha > 0$ from the physical limit $0 < \alpha < 180 - \beta$ implies that $\sin \delta$ should be negative, the range of $0 \leq \delta \leq 180^\circ$ is therefore excluded under the parametrization as given in Eqs.(32,33). Consequently, only the range of $-180^\circ < \delta < 0^\circ$ need to be considered here.

For the special case of $\delta = -90^\circ$, the discrete ambiguity between δ and $\pi - \delta$ disappear and the expressions of $S_{\pi\pi}$ and $A_{\pi\pi}$ can be rewritten as

$$S_{\pi\pi} = \frac{\sin 2\alpha}{1 + r^2}, \quad (43)$$

$$A_{\pi\pi} = \frac{2r \sin \alpha}{1 + r^2}, \quad (44)$$

which leads to the common allowed range of angle α

$$97^\circ \leq \alpha \leq 118^\circ \quad (45)$$

for $S_{\pi\pi} = -0.49 \pm 0.27$, $A_{\pi\pi} = 0.51 \pm 0.19$ and $r = 0.30 \pm 0.15$.

For an arbitrary value of δ in the region of $180^\circ < \delta < 0^\circ$, the constraint on the angle α will change. In Fig.3, we show the α dependence of $A_{\pi\pi}$ for $r = 0.3$ and $\delta = -30^\circ$ (dots curve), -60° (dot-dashed curve), -90° (solid curve), -120° (short-dashed curve) and -150° (tiny-dashed curve), respectively. The band between two horizontal dots lines shows the allowed range $0.32 \leq A_{\pi\pi}^{exp} \leq 0.70$. The vertical dots line refers to the physical limit

$\alpha \leq 180^\circ - \beta$ with $\beta = 23.5^\circ$. It is easy to see that the region of $-150^\circ \leq \delta \leq -30^\circ$ is allowed by the measured $A_{\pi\pi}$ at 1σ level.

In Fig.4, we show the α dependence of $S_{\pi\pi}$ for $r = 0.3$ and $\delta = -30^\circ$ (dots curve), -60° (dot-dashed curve), -90° (solid curve), -120° (short-dashed curve) and -150° (tiny-dashed curve), respectively. The band between two horizontal dots lines shows the allowed range $-0.76 \leq S_{\pi\pi}^{exp} \leq -0.22$. The vertical dots line refers to the physical limit $\alpha \leq 180^\circ - \beta$ with $\beta = 23.5^\circ$. From this figure, we find that the range of $82^\circ \leq \alpha \leq 129^\circ$ is allowed by the measured $S_{\pi\pi}$ at 1σ level.

Fig.5 shows the contour plots of the CP asymmetries $S_{\pi\pi}$ and $A_{\pi\pi}$ versus the strong phase δ and CKM angle α for $r = 0.20$ (the dashed circles in (a)), 0.30 (the solid circles in (a)) and 0.45 (solid and dashed circles in (b)), respectively. The regions inside each circle are allowed by both $S_{\pi\pi}^{exp} = -0.49 \pm 0.27$ and $A_{\pi\pi}^{exp} = 0.51 \pm 0.19$ (experimental 1σ allowed ranges) for given r . The discrete ambiguity between δ and $\pi - \delta$ are also shown in Fig.5. For $\delta = -90^\circ$, such discrete ambiguity disappear. The horizontal short-dashed line is the physical limit $\alpha \leq 180^\circ - \beta$, while the band between two horizontal dot-dashed lines shows the second physical limit $35^\circ \leq \alpha \leq 145^\circ$ from the measured $\sin(2\beta)$, V_{us} , V_{cb} and V_{ub} .

The constraint on the CKM angle α and the strong phase δ can be read off directly from Fig.5. Numerically, the allowed regions for the CKM angle α and the strong phase δ are

$$90^\circ \leq \alpha \leq 121^\circ, \quad -127^\circ \leq \delta \leq -55^\circ \quad (46)$$

for $r = 0.20$, and

$$83^\circ \leq \alpha \leq 128^\circ, \quad -150^\circ \leq \delta \leq -33^\circ \quad (47)$$

for $r = 0.30$, and finally

$$72^\circ \leq \alpha \leq 138^\circ \bigvee 146^\circ \leq \alpha \leq 162^\circ, \quad -163^\circ \leq \delta \leq -21^\circ \quad (48)$$

for $r = 0.45$. There is a twofold ambiguity for the determination of angle α for $r = 0.45$, but the second region of α is completely excluded by the physical limit of $35^\circ \leq \alpha \leq 145^\circ$, as shown by the horizontal dot-dashed lines. For the case of $r = 0.15$, there is no common region in the $\delta - \alpha$ plane allowed by $S_{\pi\pi} = -0.49 \pm 0.27$ and $A_{\pi\pi} = 0.51 \pm 0.19$ at 1σ level.

Obviously, the constraints on α strongly depend on the value of r . In Fig.6 we draw the contour plots of the CP asymmetries $S_{\pi\pi}$ and $A_{\pi\pi}$ in the $r - \alpha$ plane for $\delta = -60^\circ$ (short-dashed curves), -90° (solid curves) and -120° (dots curves), respectively. The regions inside each semi-circle are allowed by both $S_{\pi\pi}^{exp} = -0.49 \pm 0.27$ and $A_{\pi\pi}^{exp} = 0.51 \pm 0.19$ (experimental 1σ allowed ranges). The horizontal short-dashed line and the band between two dot-dashed lines show the physical limit $\alpha \leq 156.5^\circ$ and $35^\circ \leq \alpha \leq 145^\circ$. From this figure and the numerical calculations we find a lower limit on r ,

$$r \geq 0.16 \quad (49)$$

for the whole possible ranges of δ and α . which agrees well with our general expectation.

In Ref. [17], based on their own newest measurement, Belle Collaboration presented the allowed region of α (at 99.5% C.L.)

$$78^\circ \leq \alpha \leq 152^\circ \quad (50)$$

for $\beta = 23.5^\circ$ and $0.15 \leq |P/T| \leq 0.45$, using our proposed method [12].

In our analysis, we used the weighted average of BaBar and Belle's measurements of CP-violating asymmetries and $r = 0.2 - 0.45$ as the experimental and theoretical input. Our result is in good agreement with Belle's constraint (50) where only their own measurement of $S_{\pi\pi}$ and $A_{\pi\pi}$ were used.

One can see from above analysis that if we take the weighted-average of the BaBar and Belle measurements of $S_{\pi\pi}$ and $A_{\pi\pi}$ as the reliable result, use the theoretically fixed ratio of tree and penguin amplitudes $r = 0.3^{+0.15}_{-0.10}$ and apply the physical limit as given in Eq.(29), a strong constraint on α ,

$$72^\circ \leq \alpha \leq 135^\circ \quad (51)$$

can be obtained. This range of α is consistent with the global fit result [5,29,30]³. On the other hand, the constraint on the strong phases δ from the measured $S_{\pi\pi}$ and $A_{\pi\pi}$ is still rather weak.

As discussed in the introduction, there are some discrepancy between the BABAR and Belle measurements of $S_{\pi\pi}$ and $A_{\pi\pi}$ (or $C_{\pi\pi}$ as named by BaBar). In next section, as a complementary check, we try to draw constraints on the angle α from the measured CP-averaged branching ratios of $B \rightarrow \pi^+\pi^-$, $\pi^+\pi^0$ and $B \rightarrow K^0\pi^+$ decays.

IV. INFORMATION FROM MEASURED $\mathcal{B}(B \rightarrow K\pi)$ AND $\mathcal{B}(B \rightarrow \pi\pi)$

As listed in Table II, the CP-averaged branching ratios of $B \rightarrow \pi^+\pi^-$, $\pi^+\pi^0$ and $B \rightarrow K^0\pi^+$ decay modes have been measured with rather good precision. From these measured ratios one can infer that (a) the ratio of tree to penguin amplitudes $r = |P/T|$; and (b) the constraint on the angle α and strong phase δ . Of course, the information from measured $\mathcal{B}(B \rightarrow K\pi)$ and $\mathcal{B}(B \rightarrow \pi\pi)$ can be used as a crosscheck for the results obtained in the last section.

A. The measured branching ratios and the ratio r

In this paper, we use the following assumptions in addition to the SM [14]:

1. $SU(2)$ isospin asymmetry of the strong interactions.
2. The breaking of $SU(3)$ flavor symmetry of the strong interactions is described by the ratio of f_π/f_K with $f_\pi = 133MeV$ and $f_K = 158MeV$ as given in Table I.
3. Neglect of the suppressed annihilation penguin diagrams and the electroweak penguin contributions.

³It is worth to mention that the constraint on the angle α from one recent global fit is $82^\circ \leq \alpha \leq 126^\circ$ as given in Ref. [29].

4. Neglect of the penguin contributions which is proportional to $V_{us}V_{ub}^*$ in the $B^+ \rightarrow K^0\pi^+$ decay amplitude.

Following Refs. [26,31], the flavor- $SU(3)$ decomposition of $B \rightarrow \pi^+\pi^-$, $\pi^+\pi^0$ and $K^0\pi^+$ decay amplitudes can be in general written as [26,31]

$$A(B^+ \rightarrow \pi^+\pi^0) = -\frac{1}{\sqrt{2}} \left(T + C + P_{EW} + P'_{EW} \right), \quad (52)$$

$$A(B^0 \rightarrow \pi^+\pi^-) = - \left(T + P - \frac{2}{3} P'_{EW} \right), \quad (53)$$

$$A(B^+ \rightarrow K^0\pi^+) = P' - \frac{1}{3} P'_{EW}, \quad (54)$$

where unprimed amplitudes denote strangeness-preserving $b \rightarrow d$ decays, primed amplitudes denote strangeness changing $b \rightarrow s$ decays. The amplitude T is color-favored tree amplitude, C is the color-suppressed tree amplitude, P and P' are gluon penguin amplitudes, and P_{EW} and P'_{EW} are the color-allowed and color-suppressed electroweak penguins (EWP) ⁴. From previous studies [26,31,32], we get to know that

- The electroweak penguin component in $B^+ \rightarrow \pi^+\pi^0$ decay (which is purely $I = 2$) should be between $\mathcal{O}(\lambda^2)$ and $\mathcal{O}(\lambda^3)$ of the dominant T contribution [26], which is in agreement with Deshpande and He's estimation [32]: $|P_{EW}/T| \approx 1.6\%|V_{td}/V_{ub}|$. For the contribution due to P'_{EW} , it is in fact much smaller than that of P_{EW} because of further color-suppression. The EWP contributions to $B^+ \rightarrow \pi^+\pi^0$, $\pi^+\pi^-$ and $K^0\pi^+$ decays are therefore very small and can be neglected safely.
- The effects of EWP amplitudes on the extraction of the CKM angle α are at most of order λ^2 and are negligible [26].

By employing the assumptions 1-4, one can find the constraint on the size of r from the measured CP-averaged branching ratios as listed in Table II. This is shown below.

B. Estimations of $|T|$ and $|P|$

For $B^+ \rightarrow \pi^+\pi^0$ decay, it depends on tree amplitudes only, if we neglect the EWP contribution. If we quote all decay rates in units of (B branching ratio $\times 10^6$) [10,15], the measured $B \rightarrow \pi^+\pi^0$ branching ratio as given in Table II implies

$$\begin{aligned} \overline{\mathcal{B}}(B^+ \rightarrow \pi^+\pi^0) &= \frac{1}{2} \left[\mathcal{B}(B^+ \rightarrow \pi^+\pi^0) + \mathcal{B}(B^- \rightarrow \pi^-\pi^0) \right] \\ &= \frac{1}{2} \frac{\tau^+}{\tau^0} |T + C|^2 = 5.8 \pm 1.0, \end{aligned} \quad (55)$$

we then find

⁴For a detailed discussion about the flavor $SU(3)$ decomposition of two-body hadronic B meson decays, one can see Refs. [26,31] and references therein.

$$|T_{\pi^+\pi^0}| = 3.0 \pm 0.3(\Delta Br)_{-0.27}^{+0.12}(\Delta|C/T|) \pm 0.02(\Delta\tau^+/\tau^0) = 3.0_{-0.4}^{+0.3} \quad (56)$$

by assuming $|C/T| = 0.1 \pm 0.05$ [27] and using the lifetime ratio $\tau^+/\tau^0 = 1.083 \pm 0.017$ [5]. This estimation of T agrees well with previous results $|T| = 0.27 \pm 0.6$ [31,15] but with smaller error due to the improvement of the data. From assumption 1, we have

$$|T_{\pi^+\pi^-}| = |T_{\pi^+\pi^0}| \quad (57)$$

For the sake of simplicity, we use terms $|T|$ and $|P|$ to denote $|T_{\pi^+\pi^-}|$ and $|P_{\pi^+\pi^-}|$ without further specification.

The penguin amplitude P' can be estimated from $B^+ \rightarrow K^0\pi^+$ decay, the measured branching ratio as given in Table II (in units of B branching ratio $\times 10^6$) gives

$$\overline{\mathcal{B}}(B^+ \rightarrow K^0\pi^+) = \frac{\tau^+}{\tau^0}|P'|^2 = 18.7 \pm 2.3 \quad (58)$$

which leads to

$$|P'|^2 = 4.2 \pm 0.3 \quad (59)$$

Using Gronau and Rosner (GR) convention [10] where $|P|$ is proportional to the CKM factor $V_{cd}V_{cb}^*$ and the input parameters as given in Table I, we find that

$$\begin{aligned} |P/P'| &= \frac{|V_{cd}|}{|V_{cs}|} \frac{f_\pi}{f_K} = \lambda \frac{f_\pi}{f_K}, \\ |P| &= 0.78 \pm 0.06 \end{aligned} \quad (60)$$

where the assumptions 1-4 have been employed. With our present estimates of $|P|$ and $|T|$, we find numerically that

$$r = |P/T| = 0.26_{-0.04}^{+0.06} \quad (61)$$

If we use Luo and Rosner (LR) convention [15] to define P and P' as the amplitudes containing V_{td} and V_{ts} respectively, we find that

$$\begin{aligned} |P/P'| &= \frac{|V_{td}|}{|V_{ts}|} = \lambda|1 - \bar{\rho} - i\bar{\eta}| = 0.2196(0.86 \pm 0.20), \\ |P| &= 0.80 \pm 0.20 \end{aligned} \quad (62)$$

for $\bar{\rho} = 0.22 \pm 0.10$ and $\bar{\eta} = 0.35 \pm 0.05$ as given in Ref. [5]. The ratio $r = |P/T|$ therefore takes the value of

$$r = |P/T| = 0.27 \pm 0.07 \quad (63)$$

The ratios r obtained in this section and those given in previous papers [10,15,27] agree well within 1σ error.

C. Constraint on α and δ from measured branching ratios

Using the expressions of the decay amplitudes as given in Eqs.(32,33) and assumption 3, the CP-averaged branching ratio of $B \rightarrow \pi^+\pi^-$ decay can be written as

$$\overline{\mathcal{B}}(B^0 \rightarrow \pi^+\pi^-) = |T|^2 + |P|^2 - 2|T||P| \cos \delta \cos \alpha. \quad (64)$$

The world average of experimental measurements (in units of B branching ratio $\times 10^6$) implies

$$\overline{\mathcal{B}}(B^0 \rightarrow \pi^+\pi^-) = |T|^2 + |P|^2 - 2|T||P| \cos \delta \cos \alpha = 4.7 \pm 0.5. \quad (65)$$

It is easy to see that

$$|T|^2 + |P|^2 = 9.6_{-1.9}^{+2.0} > 5.2 \quad (66)$$

for $|T| = 3.0_{-0.4}^{+0.3}$ and $|P| = 0.78 \pm 0.06$. In other words, the tree and penguin amplitudes in $B^0 \rightarrow \pi^+\pi^-$ decay are indeed interfering destructively with one another at 2.3σ level ⁵. Consequently, $\cos \alpha$ and $\cos \delta$ in Eq.(65) should have the same sign and numerically

$$\begin{aligned} \cos \alpha \cos \delta &= \frac{|T|^2 + |P|^2 - (4.7 \pm 0.5)}{2|T||P|} \\ &= 1.05_{-0.33}^{+0.29}(\Delta|T|) \pm 0.12(\Delta Br)_{-0.06}^{+0.07}(\Delta|P|) = 1.05_{-0.35}^{+0.32} \\ &\geq 0.70 \text{ or } 0.35 \end{aligned} \quad (67)$$

at 1σ or 2σ level respectively, this leads to two sets of solutions,

$$\text{I : } -46^\circ \leq \delta \leq 46^\circ, \quad 0^\circ \leq \alpha \leq 46^\circ, \quad (68)$$

$$\text{II : } -180^\circ \leq \delta \leq -134^\circ, \quad 134^\circ \leq \alpha \leq 180^\circ, \quad (69)$$

at 1σ level, and

$$\text{I : } -70^\circ \leq \delta \leq 70^\circ, \quad 0^\circ \leq \alpha \leq 70^\circ, \quad (70)$$

$$\text{II : } -180^\circ \leq \delta \leq -110^\circ, \quad 110^\circ \leq \alpha \leq 180^\circ, \quad (71)$$

at 2σ level. Exclusion of the regions $70^\circ \leq \alpha \leq 110^\circ$ and $-110^\circ \leq \delta \leq -70^\circ$ is a new and important information from the measurements of the branching ratios of $B \rightarrow \pi^+\pi^-$, $\pi^+\pi^0$ and $B \rightarrow K^0\pi^+$ decays. In a work, the destructive interference of the tree and penguin amplitudes in $B \rightarrow \pi^+\pi^-$ decay, excludes a 90° CKM angle α . Further improvement of the data will help us to narrow the allowed ranges for both α and δ . Considering the measurements of angle β , the lower bounds on γ as given in Eq.(28) and the bounds on γ from global fit, the case of $\alpha < 70^\circ$ is strongly disfavoured, while an α about $110^\circ - 130^\circ$ is indeed consistent with all available measurements.

⁵At the end of 2001, this point was still unclear based on the measurements available at that time [10].

Besides the constraints on both α and δ from the measurements of relevant branching ratios, the limits as given in Eqs.(24,25) from the trigonometry of unitarity triangle are also restrictive and reliable. These two kinds of constraints on the CKM angle α are complementary in nature. By considering these two kinds of limits simultaneously, one finds a very strong constraint on α :

$$35^\circ \leq \alpha \leq 70^\circ \bigvee 110^\circ \leq \alpha \leq 145^\circ \quad (72)$$

at 2σ level. The first region is clearly disfavored by the global fit result.

In Fig.7 we draw the contour plots of the branching ratio $\overline{\mathcal{B}}(B^0 \rightarrow \pi^+\pi^-)$ in the $\delta - \alpha$ plane assuming $|T| = 2.6$ (Fig.7a) and 3.0 (Fig.7b), and $|P| = 0.72$ (solid curves) and 0.84 (tiny dashed curves), respectively. The regions between the two hyperbolas at the upper-left and lower-right corner show the allowed regions by the measured branching ratio within 1σ error: $\overline{\mathcal{B}}(B^0 \rightarrow \pi^+\pi^-) = (4.7 \pm 0.5) \times 10^{-6}$. The upper short-dashed line shows the physical limit of $\alpha \leq 180^\circ - \beta$, while the band between two dots lines shows the region allowed by measurements of V_{us}, V_{cb}, V_{ub} and $\sin(2\beta)$. As can be seen from this figure, most part of the $\delta - \alpha$ plane is excluded by the measured branching ratio of $B \rightarrow \pi^+\pi^-$ decay alone. By comparing the curves in Fig.7a and Fig.7b, we find that the constraints on both α and δ become stronger for larger $|T|$. For $|T| = 0.30$ and $|P| = 0.78 \pm 0.06$, for example, only narrow regions at two corners are still allowed by the measured $\overline{\mathcal{B}}(B^0 \rightarrow \pi^+\pi^-) = (4.7 \pm 0.5) \times 10^{-6}$.

Fig.8 is the same as Fig.7, but here the measured branching ratio of $B \rightarrow \pi^+\pi^-$ decay with 2σ errors, $\overline{\mathcal{B}}(B^0 \rightarrow \pi^+\pi^-) = (4.7 \pm 1.0) \times 10^{-6}$, is employed. It is easy to see that the limits on α relaxed slightly by considering the measured branching ratio within 2σ errors.

D. Combined result

Now we combine the constraints on the CKM angle α and strong phase δ from the experimental measurements studied in last three sections.

As shown in Fig.9 and Fig.10, the upper short-dashed line shows the physical limit of $\alpha \leq 156.5^\circ$ from the BaBar and Belle measurements of $\sin 2\beta$, while the band between two dot-dashed horizontal lines shows the region, $35^\circ \leq \alpha \leq 145^\circ$, allowed by experimental measurements of V_{us}, V_{cb}, V_{ub} and $\sin(2\beta)$.

In Fig.9a, the limit from the measured branching ratio $\overline{\mathcal{B}}(B^0 \rightarrow \pi^+\pi^-) = (4.7 \pm 0.5) \times 10^{-6}$ is obtained by using $|T| = 2.6$ and $|P| = 0.84$; while the limit from the measured $S_{\pi\pi} = -0.49 \pm 0.27$ and $A_{\pi\pi} = +0.51 \pm 0.19$ is obtained by assuming $r = 0.40$. The allowed region of α and δ can be read from Fig.9a:

$$124^\circ \leq \alpha \leq 135^\circ, \quad -161^\circ \leq \delta \leq -138^\circ \quad (73)$$

The Fig.9b is the same as Fig.9a, but for the case of $r = 0.45$, the combined constraints on α and δ changed a little compared with the case of $r = 0.40$:

$$123^\circ \leq \alpha \leq 139^\circ, \quad -162^\circ \leq \delta \leq -136^\circ \quad (74)$$

In Fig.10, we use $|T| = 2.6$ and $|P| = 0.84$ to calculate both the branching ratio $\overline{\mathcal{B}}(B^0 \rightarrow \pi^+\pi^-)$ and CP-violating asymmetry $S_{\pi\pi}$ and $A_{\pi\pi}$. If we take the measured branching ratio

$\overline{\mathcal{B}}(B^0 \rightarrow \pi^+\pi^-) = (4.7 \pm 0.5) \times 10^{-6}$ as the experimental input, the common allowed region is very narrow as shown in Fig.10a,

$$126^\circ \leq \alpha \leq 131^\circ, \quad -152^\circ \leq \delta \leq -144^\circ. \quad (75)$$

If we take the measured branching ratio within 2σ errors (i.e. $\overline{\mathcal{B}}(B^0 \rightarrow \pi^+\pi^-) = (4.7 \pm 1.0) \times 10^{-6}$) as the experimental input, the corresponding constraint on α and δ can be read from Fig.10b,

$$118^\circ \leq \alpha \leq 131^\circ, \quad -153^\circ \leq \delta \leq -132^\circ \quad (76)$$

The above constraint on the CKM angle α is strong, reliable and consistent with global fit result, and will be improved along with progress of experimental measurements. The constraint on the strong phase δ is, however, convention dependent. If we define the decay amplitudes of $B \rightarrow \pi^+\pi^-$ decay as in Ref. [12]

$$A = e^{i\gamma} e^{i\delta_T} |T| - e^{-i\beta} e^{i\delta_P} |P|, \quad (77)$$

$$\bar{A} = e^{-i\gamma} e^{i\delta_T} |T| - e^{i\beta} e^{i\delta_P} |P|, \quad (78)$$

the CP-violating asymmetries and the CP-averaged branching ratio of $B \rightarrow \pi^+\pi^-$ decay then take the form

$$S_{\pi\pi} = \frac{\sin 2\alpha + 2r \cos \delta \sin \alpha}{1 + r^2 + 2r \cos \delta \cos \alpha}, \quad (79)$$

$$A_{\pi\pi} = \frac{2r \sin \delta \sin \alpha}{1 + r^2 + 2r \cos \delta \cos \alpha}, \quad (80)$$

$$\overline{\mathcal{B}}(B^0 \rightarrow \pi^+\pi^-) = |T|^2 + |P|^2 + 2|T||P| \cos \delta \cos \alpha. \quad (81)$$

It is easy to see that the region of $-180^\circ \leq \delta \leq 0^\circ$ is excluded by the positiveness of the measured $A_{\pi\pi}$ and the physical limit on α [12].

Fig.11 show the contour plots of the branching ratio and CP asymmetries of $B \rightarrow \pi^+\pi^-$ decay versus α and δ using the new convention, here the same input parameters have been used as those for Fig.10b. Fig.11 can be obtained from Fig.10b by a simple transformation of $\delta \rightarrow \pi + \delta$ as mentioned before. The constraint on α and δ can be found from Fig.11 easily

$$118^\circ \leq \alpha \leq 131^\circ, \quad 27^\circ \leq \delta \leq 48^\circ \quad (82)$$

V. SUMMARY

In this paper, we study and try to find constraints on the CKM angle α and the strong phase δ from the experimental measurements of $\sin(2\beta)$, the CP-violating asymmetries of $B \rightarrow \pi^+\pi^-$ decay, the CP-averaged branching ratios of $B \rightarrow \pi^+\pi^-$, $\pi^+\pi^0$ and $K^0\pi^+$ decays and other relevant physical observables.

In Section II, we give a brief review about the CKM angles and draw constraints from simple trigonometry within the framework of the SM. From the measured $\sin(2\beta)$ [2,4], the direct physical limit on α is

$$0^\circ < \alpha \leq 156.5^\circ. \quad (83)$$

for $\beta = 23.5^\circ$.

From the measured values of $\sin(2\beta)$ [2,4], the CKM mixing elements V_{us} , V_{cb} , V_{ub} and V_{td} [5], we found the physical limits on the CKM angle α and γ

$$35^\circ \leq \alpha \leq 145^\circ \quad (\text{at } 2\sigma \text{ level}); \quad (84)$$

$$24^\circ \leq \gamma \leq 156^\circ \quad (\text{at } 2\sigma \text{ level}); \quad (85)$$

by employing the simple trigonometry of unitary triangle.

In section III, we draw constraints on α and δ from the measured CP-violating asymmetries of $S_{\pi\pi}$ and $A_{\pi\pi}$. By taking the weighted-average of BABAR and Belle's measurements, $S_{\pi\pi} = -0.49 \pm 0.27$ and $A_{\pi\pi} = +0.51 \pm 0.19$, as the experimental input, we found the following constraint

$$72^\circ \leq \alpha \leq 138^\circ \quad (86)$$

for $0.20 \leq r \leq 0.45$ as shown in Fig.5, and

$$r \geq 0.16 \quad (87)$$

for whole considered range of both α and δ , as shown in Fig.6. The uncertainties of the extraction of CKM angle mainly come from experimental measurements. At the theoretical side, the constraint of CKM angle α and strong phase δ depends only on the size of the ratio r . In the estimation, we have utilized both experiments and theoretical studies to get a more conservative range of r .

In section IV, we draw constraints on α and δ from the measured CP-averaged branching ratios of $B \rightarrow \pi^+\pi^-$, $\pi^+\pi^0$ and $B \rightarrow K^0\pi^+$ decays as given in Table II. In the analysis, $SU(2)$ isospin symmetry and other three assumptions are employed. From the measured decay rates of $B^+ \rightarrow \pi^+\pi^0$ and $B^+ \rightarrow K^0\pi^+$, one can determine the tree and penguin amplitudes of $B \rightarrow \pi^+\pi^-$ decay: $|T| = 3.0_{-0.4}^{+0.3}$, while $|P| = 0.78 \pm 0.06$ in GR convention [10] and $|P| = 0.80 \pm 0.20$ in LR convention [15]. The destructive interference between the tree and penguin amplitudes of $B \rightarrow \pi^+\pi^-$ decay is then established at 2.3σ level as can be seen from Eq.(66). The resulted constraints on both α and δ have been given in Eqs.(68-71). Exclusion of the regions $70^\circ \leq \alpha \leq 110^\circ$ and $-110^\circ \leq \delta \leq -70^\circ$ at the 2σ level is a new and important information from the measurements of the relevant branching ratios. Besides the errors from experimental measurements, the theoretical error in this method may come from the neglecting of annihilation type diagrams, which was shown not very small in some model calculations [33,34].

The combined constraints on the CKM angle α and strong phase δ are shown in Fig.9 and 10. From Fig.10b, for example, the commonly allowed regions of α and δ can be read off,

$$118^\circ \leq \alpha \leq 131^\circ, \quad -153^\circ \leq \delta \leq -132^\circ, \quad (88)$$

if we consider the measured branching ratio $\overline{\mathcal{B}}(B \rightarrow \pi^+\pi^-)$ within 2σ errors.

From Figs.10 and 11, one can see that the discrete ambiguity between δ and $\pi - \delta$ is excluded by the inclusion of the measured branching ratio .

As discussed in Sec. IV and shown in Fig.10 and Fig.11, the constraint on the strong phase δ depend on the convention to choose the relative sign between the tree and penguin amplitude of $B \rightarrow \pi^+\pi^-$ decay: the strong phase δ should be around -140° or 40° . But the constraint on the CKM angle α has no such convention dependence, as can be seen from Fig.10b and Fig.11.

In short, we are able to draw strong constraint on the CKM angle α from currently available experimental measurements considered in this paper, and the measured CP-violating asymmetries and branching ratio of $B \rightarrow \pi^+\pi^-$ decay play the dominant role. The constraints from different sources are complementary to pin down the allowed region of α . The limit on angle α given here is stronger than those obtained before. Further refinement of the data will help us to determine α with a good precision.

ACKNOWLEDGMENTS

Z.J. Xiao and L.B.Guo acknowledges the support by the National Natural Science Foundation of China under Grants No. 10075013 and 10275035, and by the Research Foundation of Nanjing Normal University under Grant No. 214080A916. C.D.Lü acknowledges the support by National Science Foundation of China under Grants No. 90103013 and 10135060.

REFERENCES

- [1] BaBar Collaboration, B. Aubert *et al.*, Phys. Rev. Lett. **87**, 091801 (2001); BaBar Collaboration, B. Aubert *et al.*, Phys. Rev. D **66**, 032003 (2002).
- [2] BaBar Collaboration, B. Aubert *et al.*, Phys. Rev. Lett. **89**, 201802 (2002).
- [3] Belle Collaboration, K. Abe *et al.*, Phys. Rev. Lett. **87**, 091802 (2001); Belle Collaboration, K. Abe *et al.*, Phys. Rev. D **66**, 032007 (2002).
- [4] Belle Collaboration, K. Abe *et al.*, Phys. Rev. D **66**, 071102 (2002).
- [5] Particle Data group, K.Hagiwara *et al.*, Phys. Rev. D **66**, 010001-1 (2002).
- [6] R.Fleischer, Phys. Lett. B **365**, 399(1996); Phys. Lett. B **459**, 306(1999), Eur. Phys. J. C **10**, 299(1999); R.Fleischer, and T.Mannel, Phys. Rev. D **57**, 2752(1998); M.Gronau and J.L.Rosner, Phys. Rev. D **57**, 6843(1998).
- [7] R.Fleischer, Eur. Phys. J. C **6**, 451(1999); Eur. Phys. J. C **16**, 87(2000); M.Neubert, and J.L.Rosner, Phys. Lett. B **441**, 403(1998); A.J.Buras, and R.Fleischer, Eur. Phys. J. C **11**, 93(1999); Eur. Phys. J. C **16**, 97(2000).
- [8] For more details about the extraction of γ from $B \rightarrow \pi\pi$ and $K\pi$ decays, see R.Fleischer, Phys. Rep. **370**, 537(2002); R.Fleischer, hep-ph/0208083.
- [9] Z.J.Xiao and M.P.Zhang, Phys. Rev. D **65**, 114017 (2002).
- [10] M. Gronau and J.L. Rosner, Phys. Rev. D **65**, 013004 (2002).
- [11] M. Gronau and J. Rosner, Phys. Rev. D **65**, 093012 (2002).
- [12] C.D.Lü and Z.J.Xiao, Phys. Rev. D **66**, 074011 (2002).
- [13] R. Fleischer, and J. Matias, Phys. Rev. D **66**, 054009(2002).
- [14] J.Charles, Phys. Rev. D **59**, 054007 (1999).
- [15] Z. Luo and J.L. Rosner, Phys. Rev. D **65**, 054027 (2002).
- [16] BaBar Collaboration, B. Aubert *et al.*, Phys. Rev. Lett. **89**, 281802(2002).
- [17] Belle Collaboration, K. Abe *et al.*, *Evidence for CP-violating asymmetries in $B^0 \rightarrow \pi^+\pi^-$ decays and constraints on the CKM angle ϕ_2* , hep-ex/0301032.
- [18] Belle Collaboration, K. Abe *et al.*, Phys. Rev. Lett. **89**, 071801(2002).
- [19] CLEO Collaboration, S.J. Richichi *et al.*, Phys. Rev. Lett. **85**, 515 (2000).
- [20] BaBar Collaboration, B. Aubert *et al.*, Phys. Rev. Lett. **87**, 151802 (2001); *Measurements of BF and DCP asymmetries in $\pi^+\pi^0$, $K^+\pi^0$ and $K^0\pi^0$ B decays*, hep-ex/0207065, ICHEP 2002; *A search for the decay $B \rightarrow \pi^0\pi^0$* , hep-ex/0207063, ICHEP 2002.
- [21] BaBar Collaboration, B. Aubert *et al.*, Phys. Rev. Lett. **89**, 281802 (2002);
- [22] Belle Collaboration, K. Abe *et al.*, Phys. Rev. D **66**, 092002 (2002).
- [23] M. Kobayashi and T. Maskawa, Prog. Theor. Phys. **49**, 652 (1973).
- [24] L.Wolfenstein, Phys. Rev. Lett. **51**, 1945 (1983).
- [25] I.I.Bigi and A.I.Sanda, *CP violation*, Cambridge University Press, Cambridge, 2000.
- [26] M. Gronau, O.F. Hernández, D. London and J.L. Rosner, Phys. Rev. D **50**, 4529 (1994); Phys. Rev. D **52**, 6356 (1995); Phys. Rev. D **52**, 6374 (1995); J.Silva and L.Wolfenstein, Phys. Rev. D **49**, 1151 (1994).
- [27] M.Beneke, G.Buchalla, M.Neubert and C.T.Sachrajda, Phys. Rev. Lett. **83**, 1914 (1999); Nucl. Phys. B **606**, 245 (2001).
- [28] M. Gronau and D. London, Phys. Rev. Lett. **65**, 3381 (1990).
- [29] A. Höcker, H. Lacker, S. Laplace and F.le Diberder, Eur. Phys. J. C **21**, 225 (2001); A.F. Falk, *Flavor physics and the CKM matrix: An overview*, hep-ph/0201094.

- [30] X.G. He, Y.K. Hsino, J.Q. Shi, Y.L. Wuand Y.F. Zhou, Phys. Rev. D **64**, 034002 (2001).
- [31] J.L. Rosner, Nucl.Instrum.Meth. **A462**, 44 (2001).
- [32] N.G. Deshpande and X.-G. He, Phys. Rev. Lett. **74**, 26 (1995).
- [33] C.-D. Lü, K. Ukai and M.-Z. Yang, Phys. Rev. D **63**, 074009 (2001).
- [34] C.D. Lü, Eur. Phys. J. C **24**, 121 (2002); C.-D. Lü and K. Ukai, hep-ph/0210206.

TABLES

TABLE I. Values of the input parameters used in the numerical calculations. Most of them are quoted from PDG2002 []. All masses are in unit of GeV.

$ V_{us} = \lambda$	$ V_{cb} $	$ V_{ub} $	$ V_{td} $	V_{tb}
0.2196 ± 0.0026	$(41.2 \pm 2.0) \times 10^{-3}$	$(3.6 \pm 0.7) \times 10^{-3}$	$(7.9 \pm 1.5) \times 10^{-3}$	1
m_W	m_t	m_b^{pole}	m_{B_d}	m_{B_s}
80.42	175	4.80 ± 0.15	5.279	5.369
f_π	f_K	τ^0	τ^+	τ^+/τ^0
0.133	0.158	$1.542ps$	$1.674ps$	1.083 ± 0.017

TABLE II. Experimental measurements of the CP-averaged branching ratios for $B \rightarrow \pi^+\pi^-$, $\pi^+\pi^0$ and $K^0\pi^+$ decays (in units of 10^{-6}) as reported by CLEO [19], BaBar [20,21] and Belle Collaboration [22].

Channel	CLEO	BaBar	Belle	Average
$\pi^+\pi^-$	$4.3_{-1.4}^{+1.6} \pm 0.5(4.2\sigma)$	$4.6 \pm 0.6 \pm 0.2$	$5.4 \pm 1.2 \pm 0.5(5.4\sigma)$	4.7 ± 0.5
$\pi^+\pi^0$	$5.6_{-2.3}^{+2.6} \pm 1.7$	$5.5_{-0.9}^{+1.0} \pm 0.6$	$7.4_{-2.2}^{+2.3} \pm 0.9(3.5\sigma)$	5.8 ± 1.0
$K^0\pi^+$	$18.2_{-4.0}^{+4.6} \pm 1.6(7.6\sigma)$	$18.2_{-3.0}^{+3.3} \pm 2.0(9.8\sigma)$	$19.4_{-3.0}^{+3.1} \pm 1.6(7.6\sigma)$	18.7 ± 2.3

FIGURES

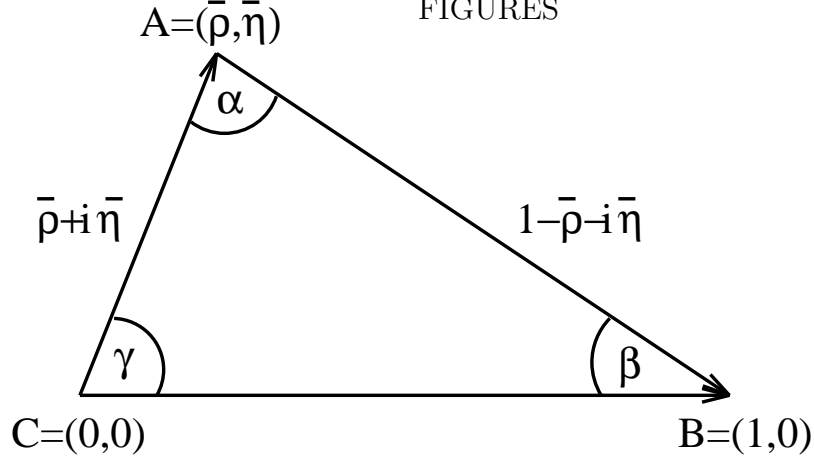


FIG. 1. Unitarity triangle in $\bar{\rho}, \bar{\eta}$ plane.

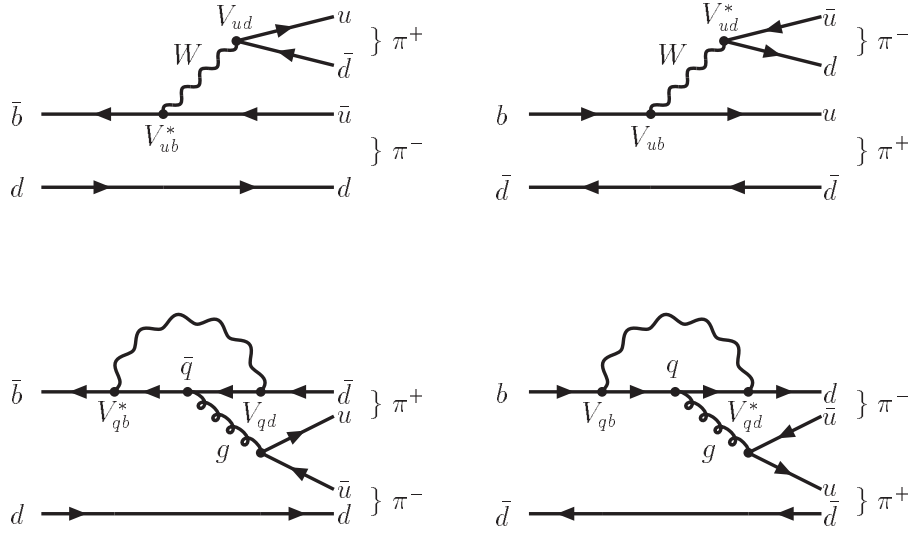


FIG. 2. The tree and penguin Feynman diagrams contribute to $B_d^0, \bar{B}_d^0 \rightarrow \pi^+ \pi^-$ decays.

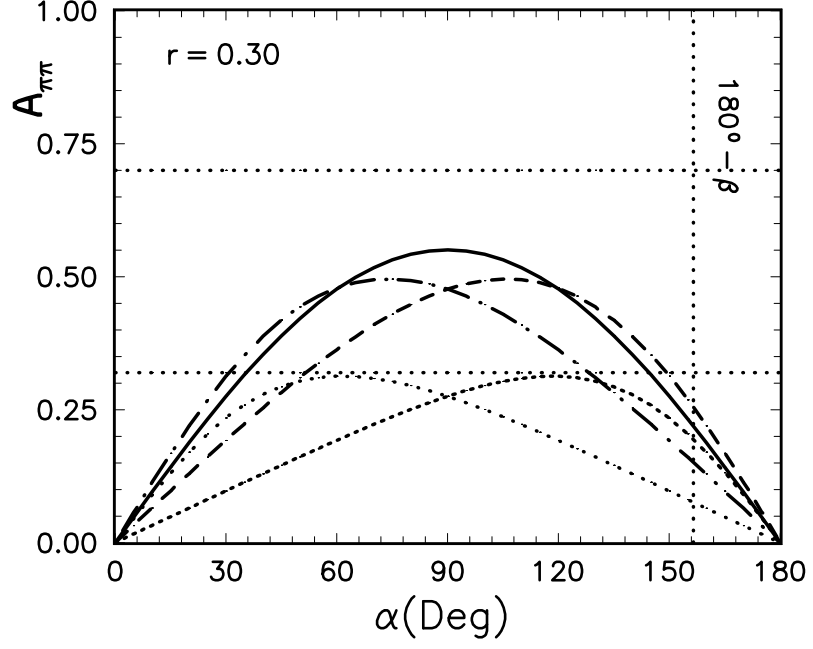


FIG. 3. Plots of $A_{\pi\pi}$ vs angle α for $r = 0.30$. The five curves correspond to $\delta = 30^\circ$ (dots curve), 60° (dot-dashed curve), 90° (solid curve), 120° (short-dashed curve) and 150° (tiny-dashed curve), respectively. The band between two horizontal dots lines shows the allowed range $0.32 \leq A_{\pi\pi}^{exp} \leq 0.70$. The vertical dots line refers to the physical limit $\alpha \leq 156.5^\circ$.

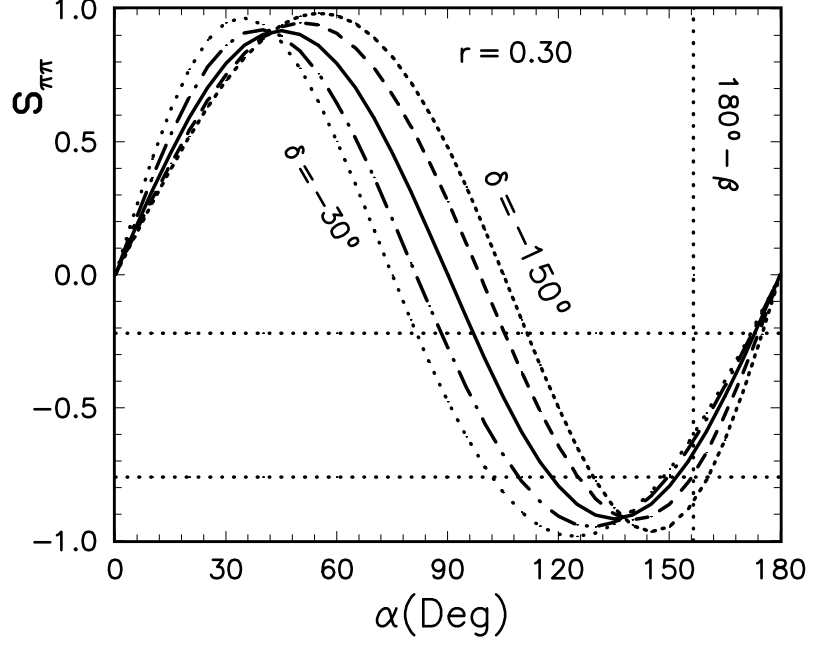


FIG. 4. Plots of $S_{\pi\pi}$ vs angle α for $r = 0.30$ and $30^\circ \leq \delta \leq 150^\circ$. From the right to the left, the five curves correspond to $\delta = 30^\circ, 60^\circ, 90^\circ, 120^\circ$ and 150° , respectively. The band between two horizontal dots lines shows the allowed range $-0.76 \leq S_{\pi\pi}^{exp} \leq -0.22$. The vertical dots line refers to the physical limit $\alpha \leq 180^\circ - \beta$ with $\beta = 23.5^\circ$.

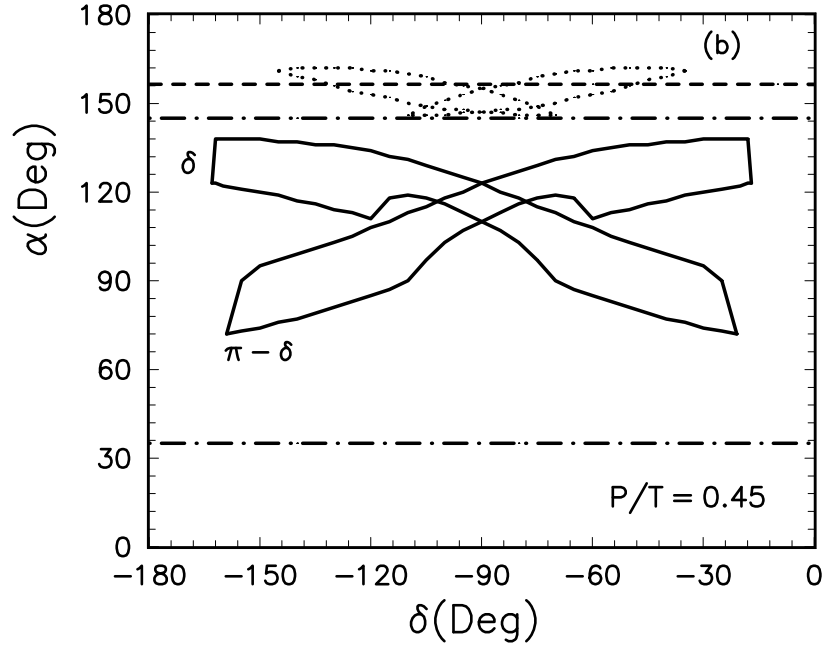
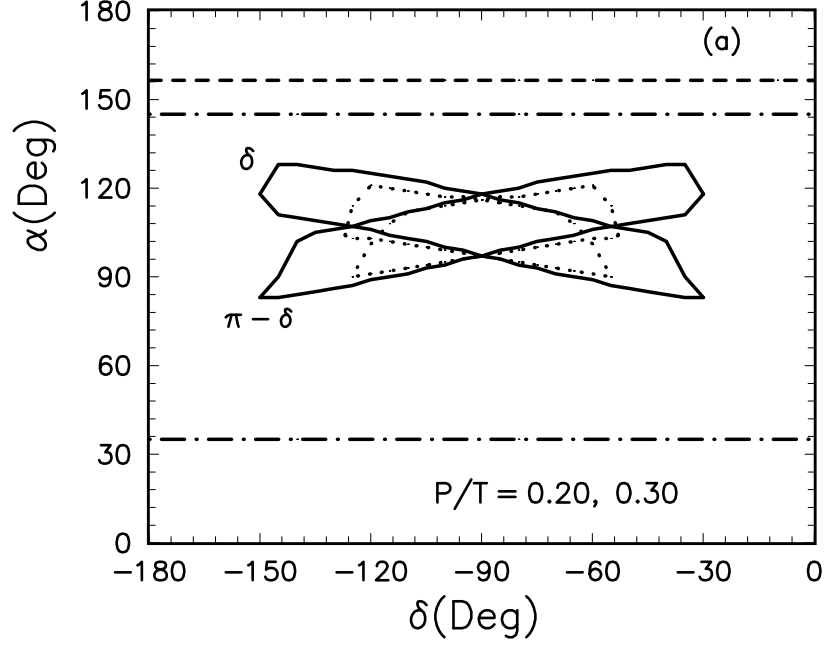


FIG. 5. Contour plots of the asymmetries $S_{\pi\pi}$ and $A_{\pi\pi}$ versus the strong phase δ and CKM angle α for $r = 0.2, 0.3$, and 0.45 , respectively. For details, see the text.

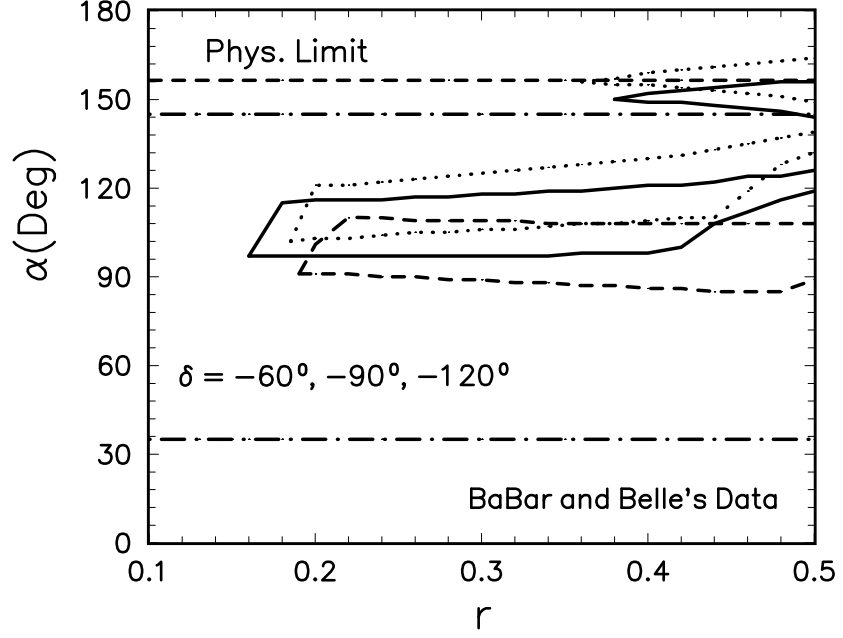


FIG. 6. Contour plots of the asymmetries $S_{\pi\pi}$ and $A_{\pi\pi}$ versus the CKM angle α and the ratio r for $\delta = 60^\circ$ (dots curve), 90° (solid curve) and 120° (short-dashed curve), respectively. The regions inside the semi-closed curves are allowed by the data, and the upper short-dashed line shows the physical limit $\alpha \leq 180^\circ\beta$.

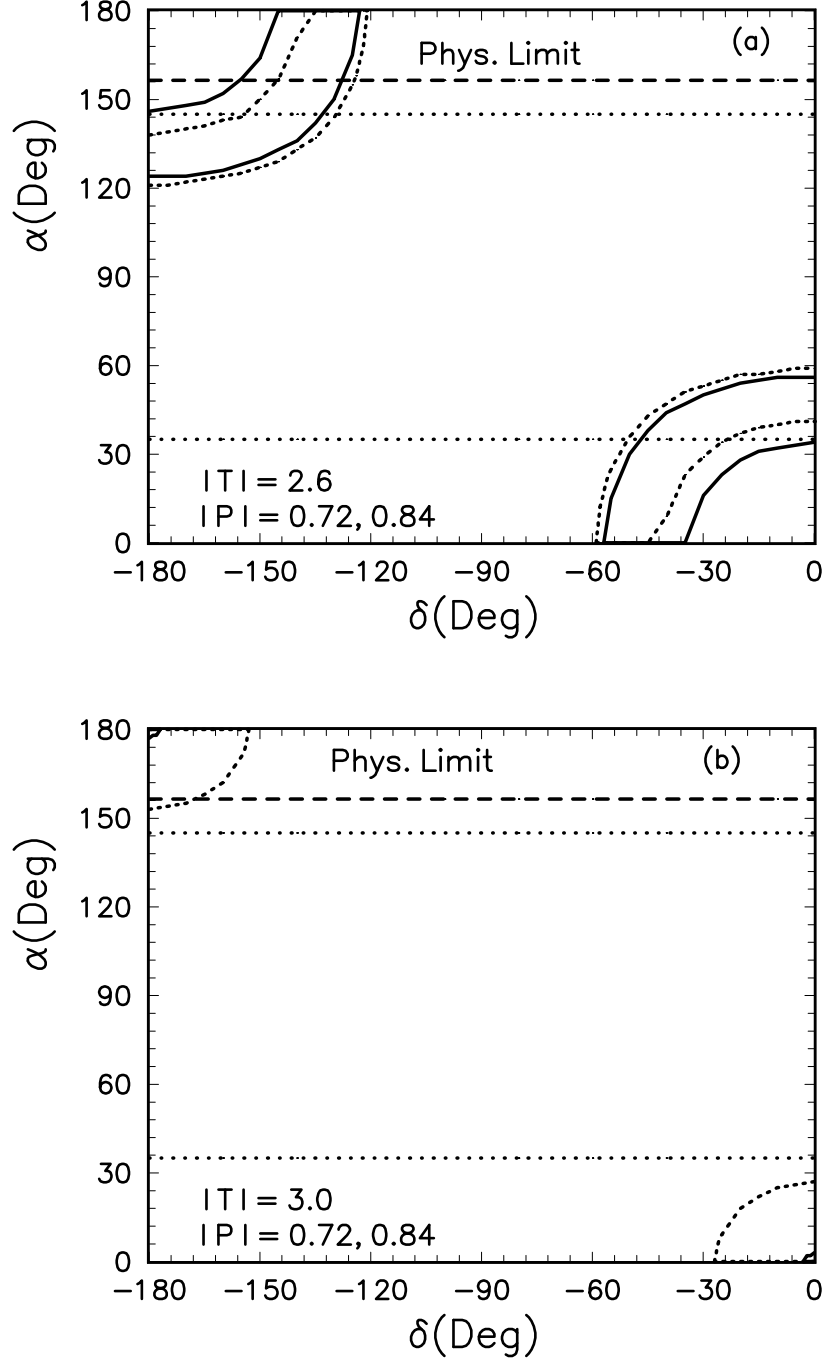


FIG. 7. Contour plots of the branching ratio $\mathcal{B}(B \rightarrow \pi^+ \pi^-)$ versus the CKM angle α and the strong phase δ assuming $|T| = 2.6$ (a), 3.0 (b) and $|P| = 0.72$ (solid curves) and 0.84 (dotted curves), respectively. The short-dashed line shows the physics limit of $\alpha \leq 156.5^\circ$, while the band between two dotted lines shows the region allowed by measurements of V_{us} , V_{cb} , V_{ub} and $\sin(2\beta)$. The measured $\overline{\mathcal{B}}(B^0 \rightarrow \pi^+ \pi^-) = (4.7 \pm 0.5) \times 10^{-6}$ is used.

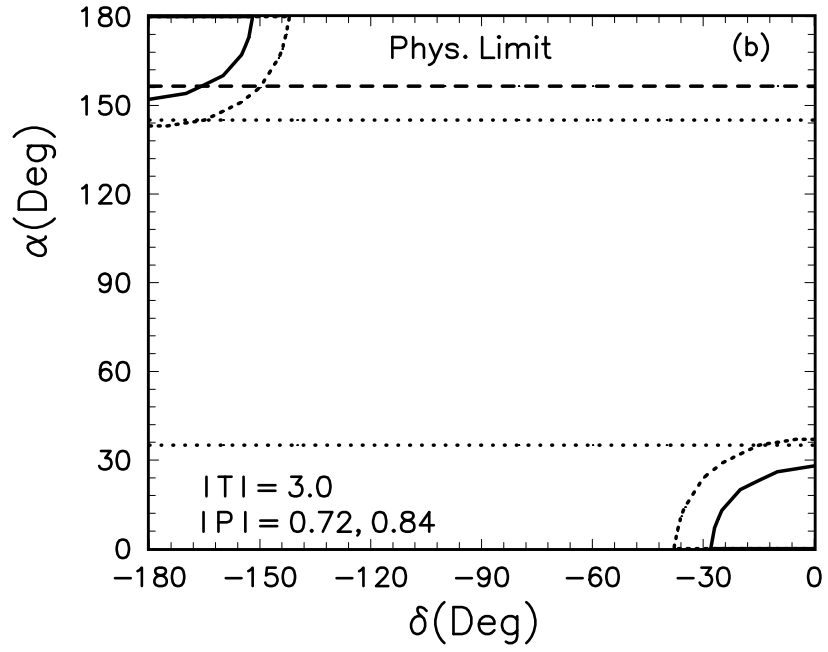
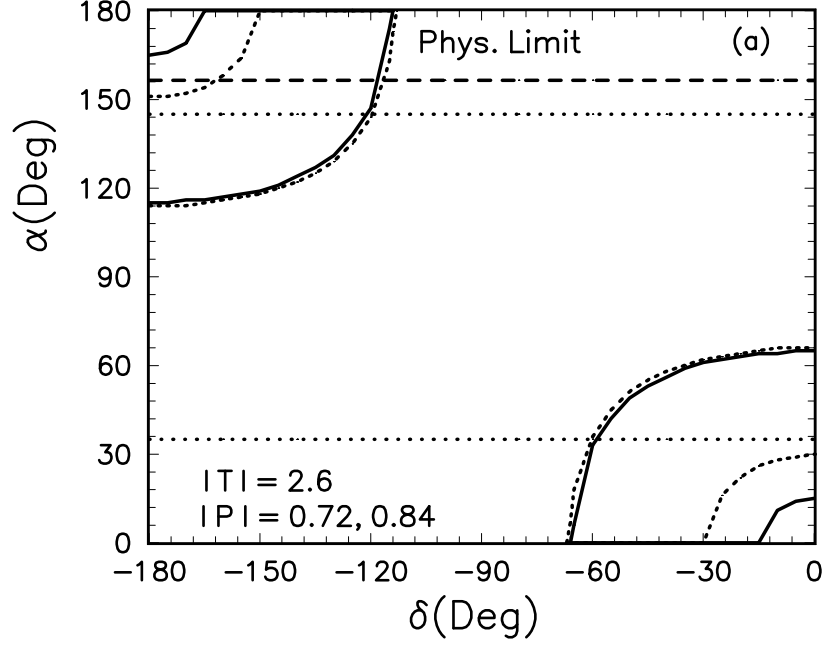


FIG. 8. Same as Fig.7, but using $\overline{\mathcal{B}}(B^0 \rightarrow \pi^+\pi^-) = (4.7 \pm 1.0) \times 10^{-6}$.

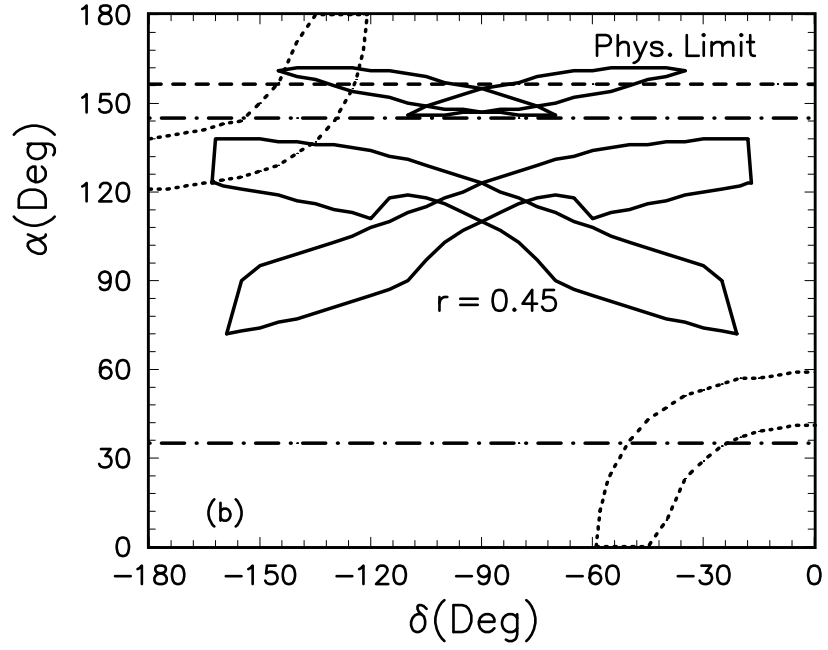
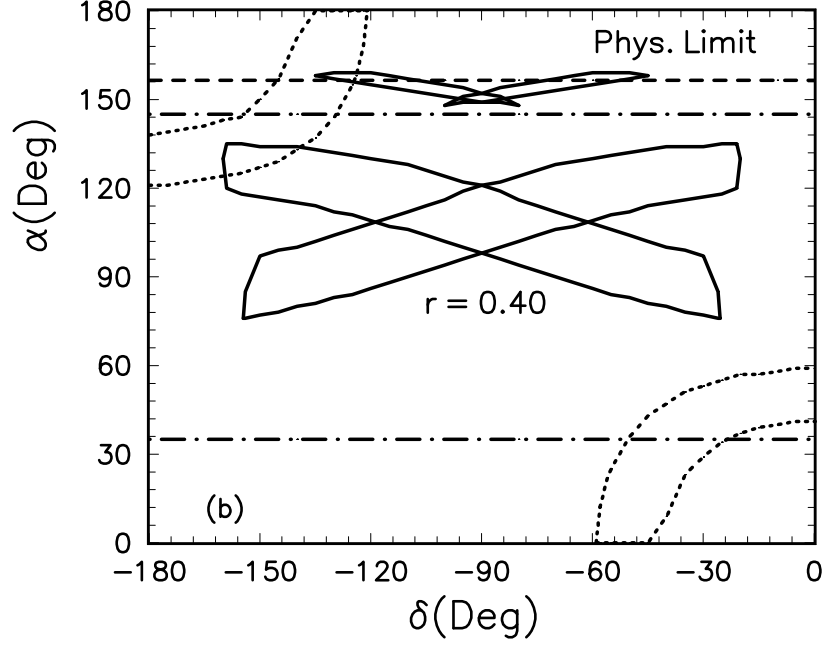


FIG. 9. Combined constraints on α and β from experimental measurements considered in this paper for $r = 0.40$ (a) and 0.45 (b), respectively. For details see text.

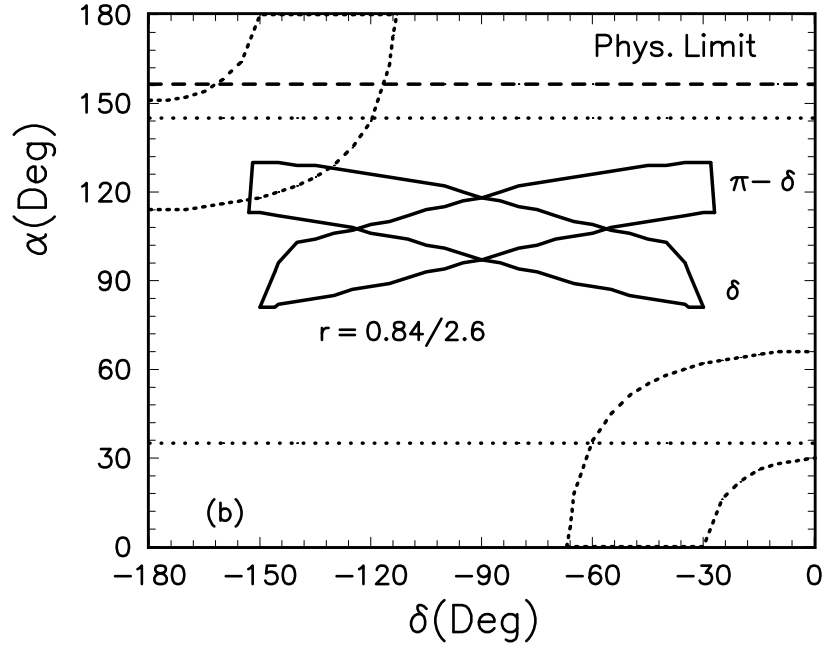
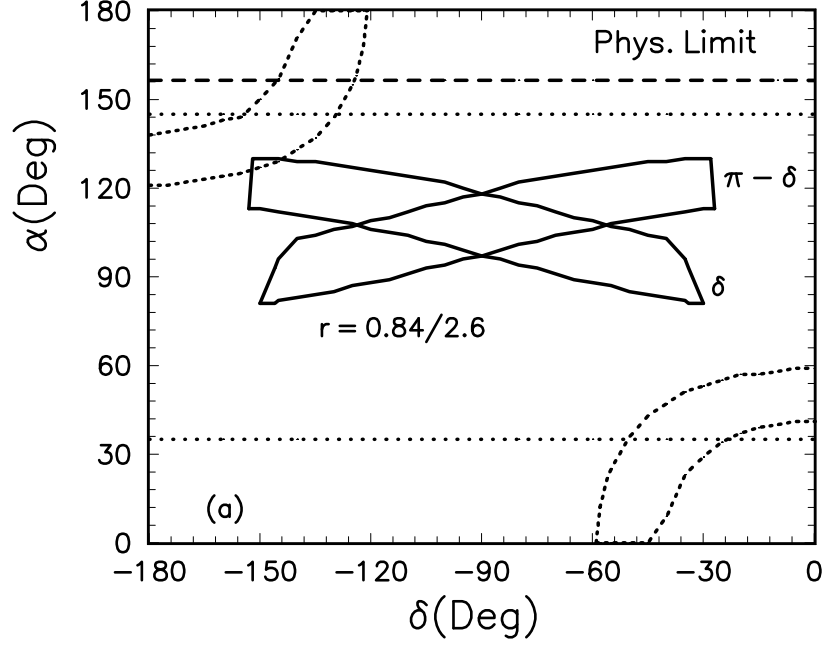


FIG. 10. Combined constraints on α and β from experimental measurements considered in this paper for $r = 0.84/2.6$. For details see text.

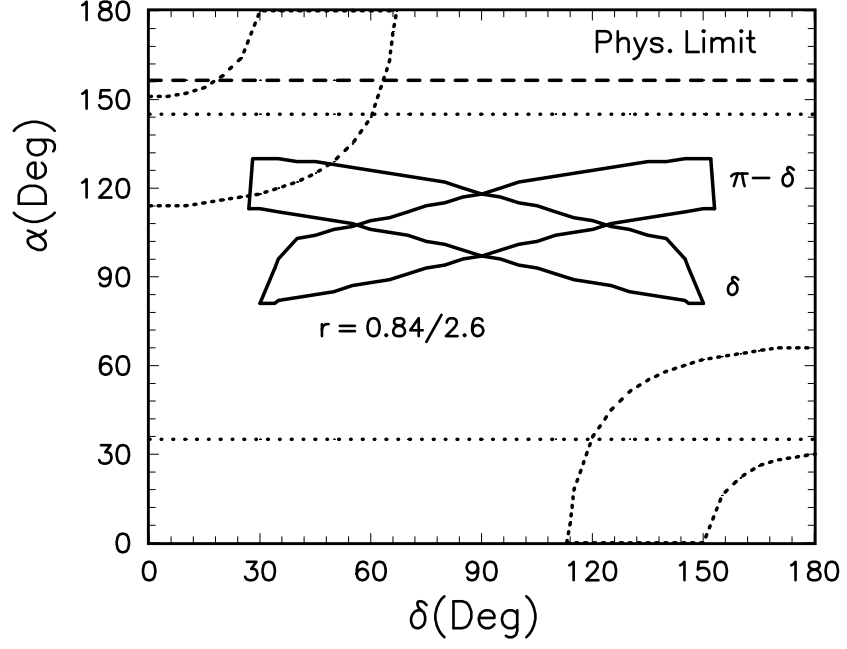


FIG. 11. The same as Fig.10b, but using different convention to choose the relative phase between the tree and penguin amplitudes. For details see text.