

# The C P Violation Problem

Ram y N aboulsi

M arch 1, 2019

Tokyo Institute of Technology, D epartm ent of P hysics, O -O koyam a, M eguro-ku, Tokyo

## A bstract

A review on C P violation in the B and K mesons systems is given, which, we hope may familiarize new Belle members in the basic ingredients of this topic, which is one of the most challenging problems of experimental high energy physics.

## I. Introduction

The violation of C P symmetry is one of the most interesting topics of high-energy physics today. Experimentally, it is one of the least tested properties of the Standard Model. C P violation is the violation of the combined conservation laws associated with charge conjugation C and parity P by the weak nuclear force, which is responsible for reactions such as the decay of atomic nuclei. Charge conjugation is a mathematical operation that transforms a particle into an antiparticle, for example, changing the sign of the charge. Charge conjugation implies that every charged particle has an oppositely charged antimatter counterpart, or antiparticle. The antiparticle of an electrically neutral particle may be identical to the particle, as in the case of the neutral pion, or it may be distinct, as with the antineutron. Parity, or space inversion, is the reflection in the origin of the space coordinates of a particle or particle system; i.e., the three space dimensions  $x$ ,  $y$ , and  $z$  become, respectively,  $-x$ ,  $-y$ , and  $-z$ . Stated more concretely, parity conservation means that left and right and up and down are indistinguishable in the sense that an atomic nucleus throws its decay products up as often as down and left as often as right. For years it was assumed that charge conjugation and parity were exact symmetries of elementary processes, namely those involving electromagnetic, strong, and weak interactions. The same was held true for a third operation, time reversal T, which corresponds to reversal of

motion. Invariance under time implies that whenever a motion is allowed by the laws of physics, the reversed motion is also an allowed one. A series of discoveries from the mid-1950s caused physicists to alter significantly their assumptions about the invariance of C, P, and T.

To understand whether a given theory can accommodate CP violation, One needs to know the transformation properties of the fields under the various discrete symmetries. In particular for a Dirac spinor

$$P \psi(t; \mathbf{x}) P^{-1} = \psi(t; -\mathbf{x}); \quad (1)$$

$$T \psi(t; \mathbf{x}) T^{-1} = \psi(-t; \mathbf{x}); \quad (2)$$

$$C \psi(t; \mathbf{x}) C^{-1} = i(\bar{\psi}(t; \mathbf{x}))^T : \quad (3)$$

The Lagrangian being a Lorentz scalar, can only depend on terms bilinear in fermion fields (and not on single fermion fields). The transformation properties of various fermion bilinears under CP are summarized in the table below. Here the shorthand  $(-1)^F$  for  $F = 0$  and  $(-1)^F = -1$  for  $F = 1; 2; 3$  (namely,  $(-1)^F a = a$ ) is used.

term	$\bar{\psi}_i \psi_j$	$\bar{\psi}_i \gamma_5 \psi_j$	$\bar{\psi}_i \gamma_\mu \psi_j$	$\bar{\psi}_i \gamma_5 \gamma_\mu \psi_j$	(4)
CP-transformed term	$\bar{\psi}_j \psi_i$	$\bar{\psi}_j \gamma_5 \psi_i$	$(-1)^F \bar{\psi}_j \gamma_\mu \psi_i$	$(-1)^F \bar{\psi}_j \gamma_5 \gamma_\mu \psi_i$	

Similarly, the transformation properties of scalar (H), pseudoscalar (A) and vector boson (W) fields, and also of the derivative operator are given by

term	$H$	$A$	$W_\mu$	$\partial_\mu$	(5)
CP-transformed term	$H$	$A$	$(-1)^F W_\mu$	$(-1)^F \partial_\mu$	

Taking into account the Lorentz invariance and hermiticity of the Lagrangian, the above CP transformation rules imply that each of the combinations of fields and derivatives, that appear in the Lagrangian, transforms under CP to its hermitian conjugate. However, there are coefficients in front of these expressions which represent either coupling constants or particle masses and which do not transform under CP. If any of these quantities are complex, then the coefficients in front of CP-related terms are complex conjugates of each other. In such a case, CP is not necessarily a good symmetry of the Lagrangian. When the rates of physical processes that depend on these Lagrangian parameters are calculated, there can be CP violating effects, namely rate differences between pairs of CP conjugate processes. An apparent lack of the conservation of parity in the decay of charged K mesons into two or three mesons prompted the Chinese-born American theoretical physicists Chen Ning Yang and Tsung-Dao Lee to examine the experimental foundation of parity itself. In 1956 they showed that there was no evidence supporting parity invariance in weak interactions.

Experiments conducted the next year verified decisively that parity was violated in the weak interaction beta decay. Moreover, they revealed that charge conjugation symmetry also was broken during this decay process. The discovery that the weak interaction conserves neither charge conjugation nor parity separately, however, led to a quantitative theory establishing combined CP as a symmetry of nature. Physicists reasoned that if CP were invariant, time reversal T would have to remain so as well. But further experiments, carried out in 1964, demonstrated that the electrically neutral K meson, which was thought to break down into three mesons, decayed a fraction of the time into only two such particles, thereby violating CP symmetry. In fact the neutral K mesons with their medium-sized masses and their capacity of interaction both weakly and strongly, seem to be specially selected by nature to demonstrate through a few typical phenomena the reality of quantum effects.

No completely satisfactory explanation of CP violation has yet been devised. The size of the effect, only about two parts per thousand, has prompted a theory that invokes a new force, called the "superweak" force, to explain the phenomenon. This force, much weaker than the nuclear weak force, is thought to be observable only in the K-meson system or in the neutron's electric dipole moment, which measures the average size and direction of the separation between charged constituents. Another theory, named the Kobayashi-Maskawa model after its inventors, posits certain quantum mechanical effects in the weak force between quarks as the cause of CP violation. The attractive aspect of the superweak model is that it uses only one variable, the size of the force, to explain everything. Furthermore, the model is consistent with all measurements of CP violation and its properties. The Kobayashi-Maskawa model is more complicated, but it does explain CP violation in terms of known forces.

CP violation has important theoretical consequences. The violation of CP symmetry, taken as a kind of proof of the CPT theorem, enables physicists to make an absolute distinction between matter and antimatter. The distinction between matter and antimatter may have profound implications for cosmology. One of the unsolved theoretical questions in physics is why the universe is made chiefly of matter. With a series of debatable but plausible assumptions, it can be demonstrated that the observed matter-antimatter ratio may have been produced by the occurrence of CP violation in the first seconds after the "Big Bang", the violent explosion that is thought to have resulted in the formation of the universe. Direct CP violation has been observed at Fermilab by the KTeV collaboration. An important way of apprehending the basic nature of time and space is to ask "what if" questions. For example, will a collision between particles be altered if we view the whole thing in a mirror? Or what if we turn all the particles into antiparticles? These propositions, called respectively parity P and charge conjugation C conservation, are upheld by all the forces of nature except the weak nuclear force. And even the weak force usually conserves the compound proposition of CP. In only one small corner of

physics| the decay of K mesons| has CP violation been observed, although physicists suspect that CP violation must somehow operate on a large scale since it undoubtedly helped bring about the present-day preponderance of matter over antimatter.

K mesons (kaons) are unstable and do not exist outside the interiors of neutron stars and particle accelerators, where K's might be born courtesy of the strong nuclear force, but the rest of their short lives are under control of the weak force, which compels a sort of split personality: neither the K nor  $\bar{K}$  leads a life of its own. Instead each transforms repeatedly into the other. A more practical way of viewing the matter is to suppose that the K and  $\bar{K}$  are each a combination of two other particles, a short-lived entity called  $K_1$  which usually decays to two pions (giving  $K_1$  a CP value of +1) and a longer-lived entity,  $K_2$ , which decays into three pions (giving  $K_2$  a CP value of -1). This bit of bookkeeping enshrined the idea then current that CP is conserved. All of this was overthrown when in 1964 the experiment of Jim Cronin and Val Fitch showed that a small fraction of the time (about one case in every 500, a fraction called epsilon) the  $K_2$  turns into a  $K_1$ , which subsequently decays into two pions. This form of CP violation is said to be indirect since the violation occurs in the way that K's mix with each other and not in the way that K's decay. One theoretical response was to say that this lone CP indiscretion was not the work of the weak force but of some other novel "superweak" force. Most theorists came to believe, however, that the weak force was responsible and, moreover, that CP violation should manifest itself directly in the decay of  $K_2$  into two pions. The strength of this direct CP violation, characterized by the parameter epsilon prime, would be far weaker than the indirect version. For twenty years detecting a nonzero value of epsilon prime has been the object of large-scale experiments at Fermilab and for nearly as long at CERN. In each case, beams of K's are sent down long pipes in which the K-decay pions could be culled in sensitive detectors. In the quantum theory there are conservation laws corresponding to discrete transformations.

The work of Lee and Yang questioned the assumption in 1956 [1], and the subsequent experiments by Wu et al. and Garwin et al. in 1957 independently demonstrated the violation of P and C invariance in weak decays in nuclei and of pions and muons [1][2]. This violation can be visualized by the longitudinal polarization of neutrinos emerging from a weak vertex: they are left-handed when they are particles and right-handed when antiparticles. Application of P or C to a neutrino leads to an unphysical state (Figure 1). The combined operation CP, however, transforms a left-handed neutrino into right-handed antineutrino, thus connecting two physics states. CP invariance was therefore considered to be replacing the separate P and C invariance of weak interactions.

In 1964, Christenson, Cronin, Fitch and Turlay discovered the violation of the CP symmetry in  $K^0$  meson decays. There are two neutral strange mesons,  $K^0$  and  $\bar{K}^0$ . The existence of these

states results in a second property called strangeness oscillations: a pure strangeness eigenstate, say  $K^0$ , produced at a given time becomes at a later time a mixture of  $K^0$  and  $\bar{K}^0$ . These states are mixed by the weak interaction, which does not conserve strangeness, to produce two states quite similar in their masses (which differ only by  $m = 3.49 \times 10^{-6} \text{eV} = 5.30 \times 10^{-11} \text{s}^{-1}$ ) but very dissimilar in their distinctive decay modes and their lifetimes. The two mesons  $K^0$  and  $\bar{K}^0$  are quite distinct in the presence of strong interactions which conserve strangeness. In other words  $K^0$  is as distinct from  $\bar{K}^0$  as the neutron is from the antineutron. Both  $K^0$  and  $\bar{K}^0$  can decay into pions via strangeness-violating weak transitions. Thus the transmutation of  $K^0$  into  $\bar{K}^0$ , or inversely of  $\bar{K}^0$  into  $K^0$  can proceed through common intermediate states of pions as in  $K^0 \rightarrow (\pi^+ \pi^-) \rightarrow \bar{K}^0$ . The quark content of the  $K^0$  is  $sd$ , and  $\bar{K}^0$  is  $\bar{s}d$ . With definition of  $CP |K^0\rangle = |\bar{K}^0\rangle$ , and  $CP |\bar{K}^0\rangle = |K^0\rangle$  we can create  $CP$  eigenstates of neutral  $K$  mesons, labeled with 1 and 2 as linear combinations of  $|K^0\rangle$  and  $|\bar{K}^0\rangle$  as

$$|K_1\rangle = \frac{1}{\sqrt{2}} (|K^0\rangle + |\bar{K}^0\rangle); \quad |K_2\rangle = \frac{1}{\sqrt{2}} (|K^0\rangle - |\bar{K}^0\rangle) \quad (6)$$

where  $CP$  eigenvalues of  $|K_1\rangle$  and  $|K_2\rangle$  are  $+1$  and  $-1$ , respectively, that is  $CP |K_1\rangle = + |K_1\rangle$ ,  $CP |K_2\rangle = - |K_2\rangle$ . To determine their decay modes into pions, it suffices to find the corresponding  $CP$  parities of the multipion states. It turns out that neutral two-pion states ( $\pi^0 \pi^0$  and  $\pi^+ \pi^-$ ) are  $CP$ -even and neutral three-pion states ( $\pi^0 \pi^0 \pi^0$  and  $\pi^0 \pi^+ \pi^-$ ) are  $CP$ -odd. Since  $CP$  is assumed to be conserved, the only allowed decay modes are  $K_1^0 \rightarrow 2\pi$  and  $K_2^0 \rightarrow 3\pi$ . Experimentally, what was observed was that the neutral  $K$  mesons decayed in two different hadronic channels at two different time scales. The first type goes through two-pion channels, with lifetime  $\tau_S = 8.92 \times 10^{-11} \text{s}$ , which is called  $K_S$ . The second type, which can decay into three pions with characteristic time  $\tau_L = 5.17 \times 10^{-8} \text{s}$  is called  $K_L$ . Assuming  $CP$  conservation, one may identify  $K_S$  with the  $CP$ -even state  $K_1^0$ , and  $K_L$  with the  $CP$ -odd state  $K_2^0$ . This double property, mass generation and distinct lifetimes, is unique to the neutral  $K$  mesons. It was also measured that  $K_S$  decays into two-pions and  $K_L$  decays into three pions. Since  $CP$  eigenvalue of two pion state is  $+1$  and that of three pions was  $-1$  the common consideration, at that period was that the  $K_S$  corresponds to the  $K_1$ , and the  $K_L$  corresponds to the  $K_2$ , respectively. The branching fraction was order of  $10^{-3}$ . Even though it was small, it was an evidence for that  $K_S$  and  $K_L$  are not "real"  $CP$  eigenstates and should be rewritten as:

$$|K_S\rangle = \frac{1}{1 + \tan^2 \theta} (|K_1\rangle + \tan \theta |K_2\rangle) \quad (7)$$

$$|K_L\rangle = \frac{1}{1 + \tan^2 \theta} (|K_2\rangle + \tan \theta |K_1\rangle) \quad (8)$$

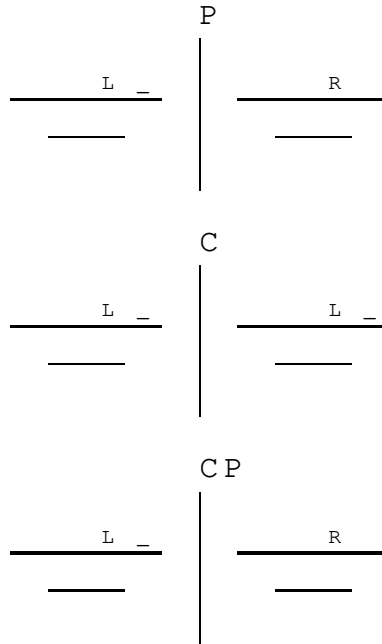


Figure 1: Mirror images of left-handed neutrino under  $P$ ,  $C$ , and  $CP$  symmetry. Long and short arrows represent momenta and spins of the neutrinos.

Subsequent observations of  $K_L \rightarrow \pi^0 \pi^0$  decay [3], and charge asymmetries in  $K_L \rightarrow \pi^+ \pi^-$  and  $K_L \rightarrow \pi^0 \pi^0$  [4] confirmed the  $CP$  violation in neutral  $K$  meson system.

The theoretical explanation within the standard model for the origin of the  $CP$  violation was proposed by Kobayashi and Maskawa in 1973 [5].

## II. $CP$ Violation in Standard Model

In terms of mass eigenstates, a Lagrangian of charged-current weak interaction forms

$$\mathcal{L}_{cc} = \frac{g}{2} \bar{u}_L \gamma^\mu d_L W_\mu^+ + \text{h.c.} \quad (9)$$

In general,  $u_L$  and  $d_L$  are an "array" of mass eigenstates of quark-fermions and  $V$  is a mixing matrix, which is unitary:  $V^\dagger V = I$ . When irreducible phases exist in the mixing matrix, they remain in the amplitude with different signs between  $K^0 \rightarrow K^0$ , and  $K^0 \rightarrow K^0$  and then they enable CP violation to occur. This is a key idea of the KM mechanism to describe the CP violation within the Standard Model. In this section, first we trace the historical development of weak interaction within the Standard Model. In the history, we see the KM mechanism is a natural expansion of the theory at the period. In the successive paragraphs, we describe the "unitarity triangles", which are derived from the unitarity condition of  $V$ . They are worth being described because the unitarity triangles are related to the CP violation. In the description, we review the approximated parameterization of the matrix elements of  $V$  to discuss the shapes of the unitarity triangles. After the discussion, we find more feasible CP violation in the B meson system rather than the K meson system.

The first proposal of "quark" model was proposed by Gell-Mann and Zweig in 1964 including three flavors of quarks, up (u), down (d), and strange (s) [6]. Citing a paper [7] written by Cabibbo, Gell-Mann also proposed that weak interaction would couple the u-quark to a combined state of d and s as  $|u^0\rangle = \cos \theta |d\rangle + \sin \theta |s\rangle$ . With this definition, all (known) weak interactions could be described by a single coupling constant. In 1970, S.L. Glashow, J. Iliopoulos, and L. Maiani proposed a theory that a fourth flavor of quark, which they labeled "charm" (c), can explain why  $K^0$  meson was not observed to decay to  $\pi^+\pi^-$  [2]. Figure 2 (a) shows a diagram of  $K^0$  decay to  $\pi^+\pi^-$  whose amplitude is proportional to  $\sin \theta \cos \theta$ . To explain the small decay rate of  $K^0 \rightarrow \pi^+\pi^-$  process, they introduced a coupling of c quark and  $|u^0\rangle$  state defined as  $|u^0\rangle = \sin \theta |d\rangle + \cos \theta |s\rangle$  to "cancel" the amplitude. The canceling diagram shown in Figure 2 (b) has proportional amplitude to  $\cos \theta \sin \theta$ .

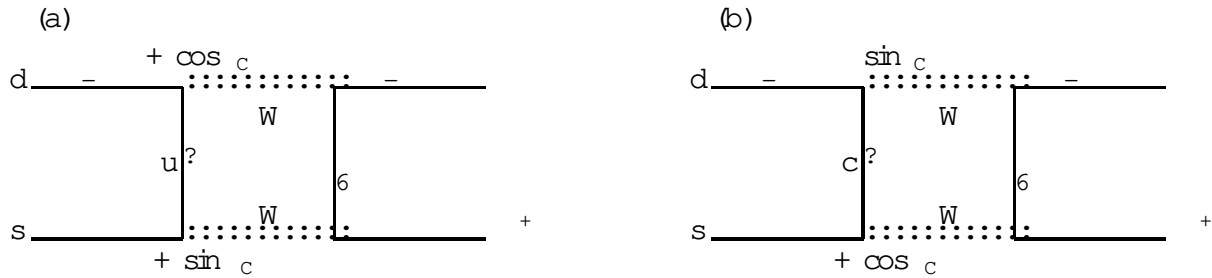


Figure 2: Paths for the decay of  $K^0 \rightarrow \pi^+\pi^-$ . The diagram (b) exchanges c quark for d quark is introduced in the GIM mechanism.

Now, the combined states of d- and s-quarks are described by "mixing matrix" as

$$\begin{pmatrix} d^0 \\ s^0 \end{pmatrix} = \begin{pmatrix} \cos \theta_c & \sin \theta_c \\ -\sin \theta_c & \cos \theta_c \end{pmatrix} \begin{pmatrix} d \\ s \end{pmatrix} \quad (10)$$

where  $\theta_c$  is known as Cabibbo-angle. The angle is measured to be  $\sin \theta_c = 0.22$ .

In 1973, M. Kobayashi and T. Maskawa proposed that when at least three quark "generations" exist, the CP violation could be explained within the Standard Model [8]. It was the extension of a dimension of the quark-mixing matrix from two to three or more. A general  $n \times n$  complex matrix,  $V = [V_{ij}]$ , has  $2n^2$  free parameters. The  $SU(n)$  symmetry of the mixing matrix requires  $\sum_j V_{ij} V_{jk} = \delta_{ik}$ , where  $\delta_{ik}$  is Kronecker's  $\delta$ , and it yields  $n$  constraints for  $i = k$  and  $n^2 - n$  constraints for  $i \neq k$ . Thus, an  $n \times n$  unitary matrix has  $n^2$  free parameters. The phases of the quark fields can be rotated freely. Since the overall phase is irrelevant,  $2n - 1$  relative phase can be removed from  $V$ . Accordingly,  $V$  has  $(n - 1)^2$  free observables. On the other hand, a general  $n \times n$  orthogonal matrix has  $\frac{n(n-1)}{2}$  rotational Euler angle. Thus,  $\frac{(n-1)(n-2)}{2}$  parameters corresponding to "irreducible phase" remain in  $V$ . To summarize, general  $n \times n$  matrix representing mixing matrix consists of  $\frac{n(n-1)}{2}$  rotational Euler angles and  $\frac{(n-1)(n-2)}{2}$  irreducible phases independently. The least number for  $n$  to generate irreducible phase in  $V$  is three. The expanded mixing matrix from equation (10) was named Cabibbo-Kobayashi-Maskawa matrix (CKM matrix).

Let us start by studying some properties of the CKM matrix related to the CP violation. Define  $\lambda_k = V_{ik} V_{jk}^* V_{il} V_{jl}^*$  where  $(i; j; k) = (1; 2; 3) = (u; c; t)$  or any other cyclic permutation, and similarly  $(i; j; k) = (1; 2; 3) = (d; s; b)$ . These nine complex numbers  $\lambda_k$  have exactly equal imaginary parts. Their common imaginary parts will be denoted as  $J = \text{Im}(\lambda_k) = J_{ijk}$ . The term  $J$  is a universal number in the sense that it does not depend on how the CKM matrix is to be parametrized. It stores this property with  $J_{ijk}$  and  $J_{ijk}$  are also invariant to the phase redefinition of the quark fields that define the matrix representation, and independent of the parametrization of the CKM matrix. Since any physical quantity that violates CP symmetry is proportional to  $J$ , that quantity must equally possess these properties. It can be shown that the nine  $\lambda_k$  have equal imaginary parts and there exists just one independent  $\lambda_k$ , the other eight being expressible in terms of it and of the magnitudes of the CKM matrix elements. The common imaginary part is given by:

$$J = \frac{1}{2} V_{12} V_{23} V_{13}^* \sin \delta \quad (11)$$

or

$$J = A^2 \sin \delta \quad (12)$$



where  $\delta$  is between 0 and  $2\pi$ ,  $c_{ij} = \cos \theta_{ij}$ , and  $s_{ij} = \sin \theta_{ij}$  (all mixing angles are different from 0,  $\frac{\pi}{2}$  and  $\pi$ ).

It can also be shown that  $J$  is given by twice the area of any of the six triangles defined by the following unitarity relations (three of them are useful for understanding the Standard Model predictions for CP violation):

$$V_{ud}V_{us} + V_{cd}V_{cs} + V_{td}V_{ts} = 0 \quad (13)$$

$$V_{us}V_{ub} + V_{cs}V_{cb} + V_{ts}V_{tb} = 0 \quad (14)$$

$$V_{ud}V_{ub} + V_{cd}V_{cb} + V_{td}V_{tb} = 0 \quad (15)$$

Each of these relations requires the sum of three complex quantities to vanish and so can be geometrically represented in the complex plane as a triangle. These are "the unitary triangles." Note that the term "Unitary Triangle" is reserved for the relation (3rd triangle) only (for reasons to be understood).

It is instructive to draw the three triangles, knowing the experimental values (within errors) for the various  $|V_{ij}|$ . This is done in figure 3. In the first two triangles one side is much shorter than the other two and so they almost collapse to a line. This would give an intuitive understanding of why CP violation is so small in the leading K decays (the first triangle) and in leading  $B_s$  decays (the second triangle). Decays related to the short side of these triangles ( $K_L \rightarrow \pi^0 \pi^0$ ) are rare but could exhibit significant CP violation. The most exciting physics of CP violation lies in the B system, related to the third triangles. The openness of this triangle predicts a large CP asymmetries in B decays.

Equations (13-15) has striking implications for the unitary triangles:

1. All triangles are equal in area.
2. The area of each unitary triangle equals  $\frac{|J|}{2}$
3. The sign of  $J$  gives the direction of the complex vectors.

Figures 3(a) through (f) show the unitary triangles constructed by equations (13) through (15) where the lengths and angles correspond to the complex phase that can cause asymmetry of the amplitudes between quark and antiquark transition. Therefore an observation of the CP violation can lead to a measurement of the angles. According to the matrix elements of each side one can find the triangle in figure 3(a) corresponds to the decays in the neutral meson K

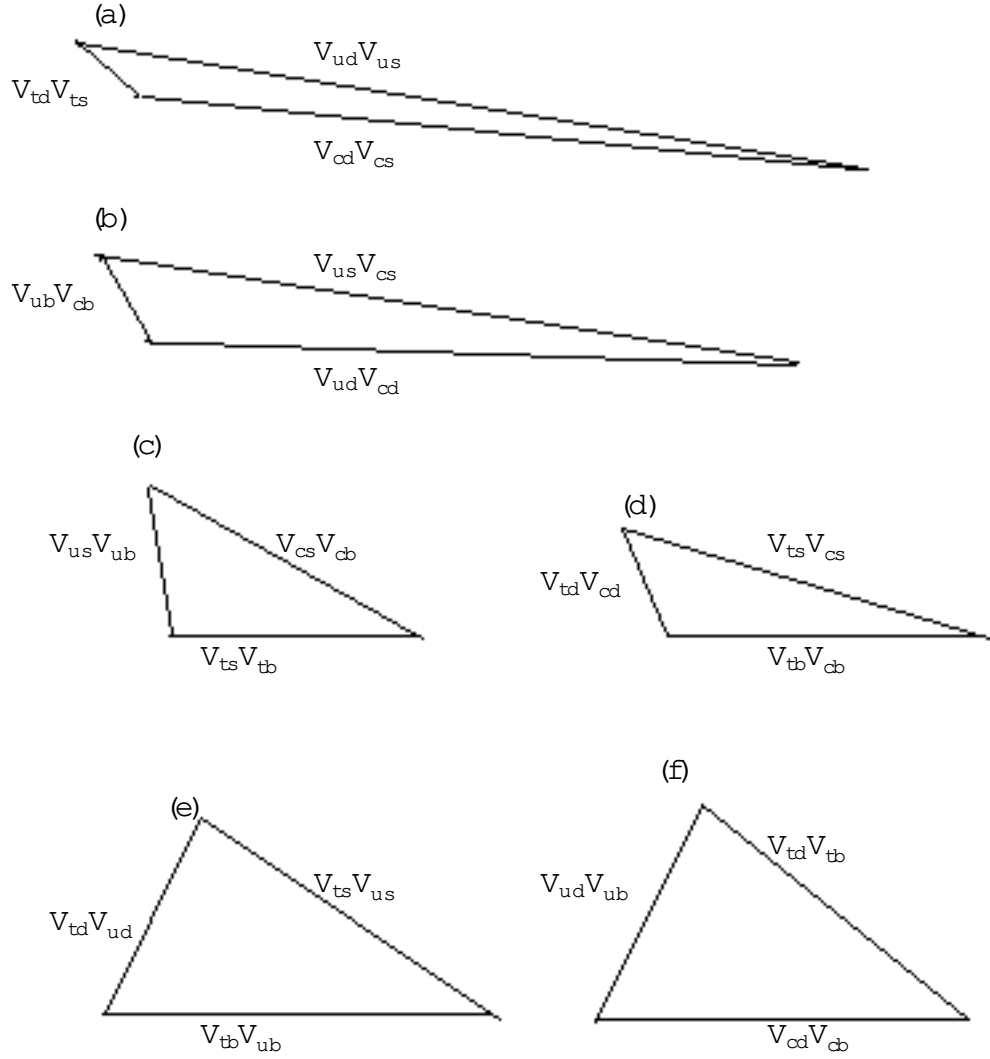


Figure 3: Six unitary triangles constructed by the unitary conditions from (13) through (15). In a phase reparametrization of the quark fields that build the CKM matrix, the triangles change their orientation in the plane, but their shape remains unaffected.

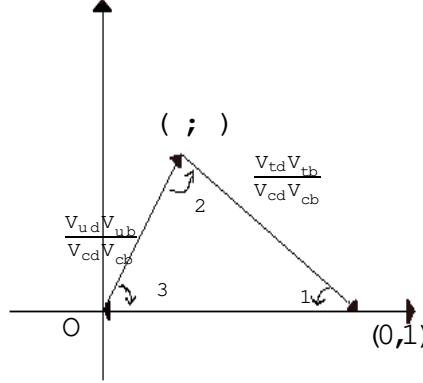


Figure 4: Scaled triangle of Figure 3 (f) by  $\frac{1}{V_{cd}V_{cb}}$

system. Because two sides are of the order of  $O(10^{-3})$  and one side is of the order of  $O(10^{-5})$  this triangle is extremely squashed and thus it is hard to measure the side and the angles except for the two long sides. This causes relative smaller CP violation in K meson system. Because of the same reason the triangle in Figure 1 (b) also has an extremely squashed shape. The angles of the triangles 3 (e) and 3 (f) are equally large since the length of all three sides are of the order  $O(10^{-3})$ . The triangle of Figure 3 (f) relates to the B meson decay. Thus we can expect relative larger CP violation in the B meson system than in the K system. The triangle of Figure 3 (e) relates to top quark decays. We can also imagine a large CP violation in the t-quark system, however, the examination of the t-quark decays is far beyond our current experimental technique.

The rescaled Unitary Triangle (Figure 4) is derived from (15) by (a) choosing a phase convention such that  $(V_{cd}V_{cb})$  is real, and (b) dividing the lengths of all sides by  $|V_{cd}V_{cb}|$ ; (a) aligns one side of the triangle with the real axis, and (b) makes the length of this side 1. The form of the triangle is unchanged. Two vertices of the rescaled Unitary triangle are thus fixed at (0,0) and (1,0). The coordinates of the remaining vertex are denoted  $(x; y)$ . It is customary these days to express the CKM matrix in terms of four Wolfenstein parameters  $(\lambda; A; \bar{\rho}; \bar{\eta})$  with  $\lambda = |V_{us}| = 0.22$  playing the role of the expansion parameter and  $\bar{\rho}$  representing the CP-violating phase [9]:

$$V = \begin{pmatrix} 1 - \frac{\lambda^2}{2} & \lambda & A^3 \left( \bar{\rho} + i \bar{\eta} \left( 1 - \frac{\lambda^2}{2} \right) \right) \\ -\lambda & 1 - \frac{\lambda^2}{2} & A^2 (1 + i \bar{\eta} \frac{\lambda^2}{2}) \\ A^3 (1 - i \bar{\eta}) & -A^2 & 1 \end{pmatrix} \quad (16)$$

The parameter  $\delta$  represents the complex phase responsible for CP violation.  $A$ ,  $\rho$ , and  $\eta$  can be extracted from data on B meson decays with the results  $A = 0.794 \pm 0.054$  and  $\rho^2 + \eta^2 = 0.363 \pm 0.073$ . The necessary condition for CP violation is that none of the nine matrix elements  $V_{ij}$  is zero. We express all three factors found in it as:

$$\begin{aligned} &= (V_{cd}V_{cs})^2 = 2J \\ &= (V_{td}V_{ts})^2 = 2A^2(1 - \eta)J \\ &= (V_{td}V_{ts}V_{cd}V_{cs}) = +J \end{aligned} \quad (17)$$

is small for each element in  $V$ , the expansion parameter is usually  $\eta^2$ . Hence it is sufficient to keep only the first few terms in this expansion.

The definition of  $(\eta; A; \rho)$  is useful because it allows an elegant improvement of the accuracy of the original Wolfenstein parametrization. In particular, up to  $O(\eta^6)$  corrections

$$V_{us} = \eta; V_{cb} = A^2; V_{ub} = A^3(\rho - i\eta); \quad (18)$$

$$V_{td} = A^3(1 - \eta); \quad (19)$$

$$= V_{cd} = A^2(1 - \eta); V_{ts} = A^4; \quad (20)$$

where

$$= (1 - \frac{\eta^2}{2}); (1 - \frac{\eta^2}{2}) \quad (21)$$

These are excellent approximations to the exact expressions [10]. Depicting the rescaled Unitary Triangle in the  $(\rho; \eta)$  plane, the lengths of the two complex sides are:

$$R_b = \sqrt{\rho^2 + \eta^2} = \frac{1}{2} \frac{V_{ub}}{V_{cb}}; R_t = \sqrt{(1 - \rho)^2 + \eta^2} = \frac{1}{2} \frac{V_{td}}{V_{cb}}; \quad (22)$$

The three angles of the Unitary triangle denoted by  $\alpha$ ,  $\beta$ , and  $\gamma$  [11]:

$$\alpha = \arg \frac{V_{td}V_{tb}}{V_{ud}V_{ub}}; \beta = \arg \frac{V_{cd}V_{cb}}{V_{td}V_{tb}} \quad (23)$$

The third angle is then

$$\gamma = \arg \frac{V_{ud}V_{ub}}{V_{cd}V_{cb}} = \alpha + \beta \quad (24)$$

These are physical quantities and, as discussed below, can be measured by CP asymmetries in various  $B$  decays. The consistency of the various measurements provide tests of the Standard

Model.

The angle  $\phi_1$  gives, to a good approximation, the Standard Model phase between the neutral B mixing amplitude and its leading decay amplitudes. It is interesting to define the analog phases for B meson  $\phi_{1S}$ , and the K meson,  $\phi_{1K}$ :

$$\phi_{1S} = \arg \frac{V_{ts}V_{tb}}{V_{cs}V_{cb}}; \quad \phi_{1K} = \arg \frac{V_{cs}V_{cd}}{V_{us}V_{ud}} \quad (25)$$

The angles  $\phi_{1S}$  and  $\phi_{1K}$  can be seen to be small angles of the second and first unitary triangles (14) and (13), respectively.

It is straightforward to express the angles of the triangle in terms of  $\beta$  and  $\gamma$ . For example the following two relations are useful:

$$\sin 2\phi_2 = \frac{2[\beta^2 + (1-\gamma)]}{[\beta^2 + (1-\gamma)][\beta^2 + \gamma^2]}; \quad \sin 2\phi_1 = \frac{2(1-\gamma)}{\beta^2 + (1-\gamma)} \quad (26)$$

Note that the unitarity is a fundamental property of any field theory. When one speaks of testing the unitarity of the CKM matrix one is not only looking for violations of unitarity, but for violations of the consequences of unitarity in the three generation theory. Such violations would simply imply the presence of other channels, particles not included in the Standard Model theory, contributing in some ways to the decay under study. To call these effects "unitary violations" is perhaps misleading, but it is a common terminology of the field.

### III. CP Violation in B D decays

In 1980, A. Carter, I. I. Bigi, and A. I. Sanda pointed out that the KM mechanism indicates the possibility of sizable CP violation in the B meson system [12]. When neutral mesons, namely B meson, mix with their antiparticles, In the B meson system, sizable CP asymmetries are expected in the interference between decays into a same final state with and without the  $B^0 - \bar{B}^0$  mixing. The CP asymmetry is observed in the difference between the time-dependent decay rates of  $B^0$  and  $\bar{B}^0$  mesons into a common CP eigenstate. In this section, we first explain the phenomenology of time evolution of neutral B mesons. Then we consider the case that both  $B^0$  and  $\bar{B}^0$  decay into the same CP eigenstate and the CP violation in these decays. Finally, we relate the CP violation in  $B^0 \rightarrow J/\psi K_S$ , of which final state is the CP eigenstate.

## 1. $B^0 - \bar{B}^0$ Mixing

Once the neutral B mesons are produced in pairs, their semileptonic decays (inclusive or exclusive) provide an excellent method to measure the  $B^0 - \bar{B}^0$  mixing.  $B^0$  and  $\bar{B}^0$  can mix through second order weak interactions via diagrams shown in Figure 5 known as "box diagrams". In this subsection, we see the time-evolution of  $B^0$  and  $\bar{B}^0$ . Due to the mixing, an arbitrary neutral B meson state is written as the admixture of  $B^0$  and  $\bar{B}^0$

$$|j(t)\rangle = |B^0(t)\rangle + |\bar{B}^0(t)\rangle \quad (27)$$

where  $C P |\bar{B}^0\rangle = |B^0\rangle$ . The time-dependent Schrodinger equation of  $|j(t)\rangle$  is

$$i \frac{\partial |j(t)\rangle}{\partial t} = H |j(t)\rangle \quad (28)$$

$H$  is an Hamiltonian defined as

$$H = M - i \frac{\Gamma}{2} = \begin{pmatrix} M_{11} - \frac{i}{2}\Gamma_{11} & M_{12} - \frac{i}{2}\Gamma_{12} \\ M_{21} - \frac{i}{2}\Gamma_{21} & M_{22} - \frac{i}{2}\Gamma_{22} \end{pmatrix} \quad (29)$$

Using  $H^\dagger = H$ , eigenvalues  $\lambda$ , and eigenvectors  $|B_{\lambda}\rangle$  of above equation can be given as

$$\lambda = M_0 - \frac{i}{2}\Gamma_0 \pm \sqrt{(M_{12} - \frac{i}{2}\Gamma_{12})(M_{21} - \frac{i}{2}\Gamma_{21})} \quad (30)$$

and

$$|B_{\lambda}\rangle = \frac{1}{\sqrt{p_{\lambda}^2 + q_{\lambda}^2}} (p_{\lambda} |B^0\rangle + q_{\lambda} |\bar{B}^0\rangle) \quad (31)$$

$$\frac{q_{\lambda}}{p_{\lambda}} = \frac{M_{12} - \frac{i}{2}\Gamma_{12}}{M_{21} - \frac{i}{2}\Gamma_{21}} \quad (32)$$

We consider  $p$  and  $q$  are normalized as  $p^2 + q^2 = 1$ . Here the lifetimes and masses of  $B^0$  and  $\bar{B}^0$  are assumed to be equal because of the CPT theorem, i.e.  $M_0 = M_{11} = M_{22}$ , and  $\Gamma_0 = \Gamma_{11} = \Gamma_{22}$ . Equation (30) indicates that the general mass eigenstates are deviated from the eigenstates of the weak interaction.

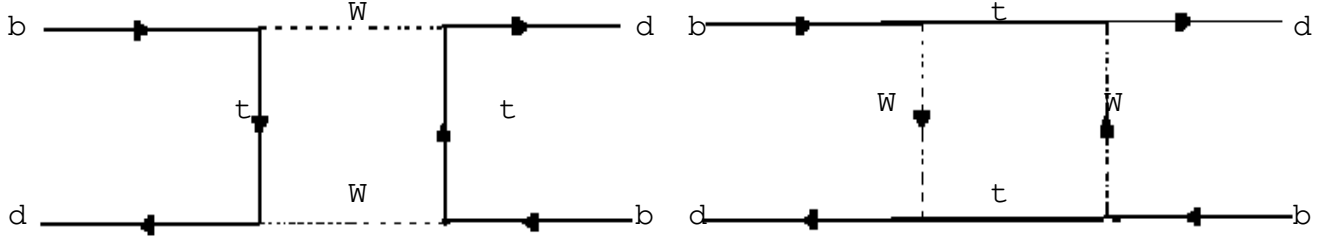


Figure 5: Two diagrams contributing for  $B^0 - \bar{B}^0$  mixing.

We redefine mass eigenvectors to fit to usual convention,

$$\mathcal{B}_H = p\mathcal{B}^0 - q\bar{\mathcal{B}}^0 \quad (33)$$

$$\mathcal{B}_L = p\mathcal{B}^0 + q\bar{\mathcal{B}}^0 \quad (34)$$

where corresponding eigenvalues are  $\lambda_H$  and  $\lambda_L$ , respectively. Defining mass and width of  $B_{H,L}$  as  $M_{H,L}$  and  $\Gamma_{H,L}$ , the time evolutions of  $\mathcal{B}_H$  and  $\mathcal{B}_L$  are given by

$$\mathcal{B}_H(t) = e^{i\lambda_H t} \mathcal{B}_H = e^{iM_H t} e^{-\frac{\Gamma_H}{2} t} \mathcal{B}_H \quad (35)$$

$$\mathcal{B}_L(t) = e^{i\lambda_L t} \mathcal{B}_L = e^{iM_L t} e^{-\frac{\Gamma_L}{2} t} \mathcal{B}_L \quad (36)$$

Next, we transform the base from the mass eigenstates in equations (35) and (36) to the weak interaction eigenstates. First, suppose a neutral B meson being  $\mathcal{B}^0$  at time  $t = 0$ . The wave function of the particle can be expressed with equations (31), (33), and (34) as  $\mathcal{B}^0 = \frac{(\mathcal{B}_H + \mathcal{B}_L)}{2p}$  and therefore, the time evolution of  $\mathcal{B}^0$  is written using equations from (33) through (36) as

$$\mathcal{B}^0(t) = \frac{1}{2} \left( e^{i\lambda_H t} + e^{i\lambda_L t} \right) \mathcal{B}^0 - \frac{q}{p} \left( e^{i\lambda_H t} - e^{i\lambda_L t} \right) \bar{\mathcal{B}}^0 \quad (37)$$

In the same manner, the time evolution of  $\bar{\mathcal{B}}^0(t)$  is written as

$$\bar{\mathcal{B}}^0(t) = \frac{1}{2} \left( e^{i\lambda_H t} + e^{i\lambda_L t} \right) \bar{\mathcal{B}}^0 - \frac{p}{q} \left( e^{i\lambda_H t} - e^{i\lambda_L t} \right) \mathcal{B}^0 \quad (38)$$

## 2. B Meson Decay into CP Eigenstate

In this subsection, we see the time evolution of B meson decay into CP eigenstate. We start from the calculation of four amplitudes of generic decay final state for  $B^0 \rightarrow f$  and its CP conjugation modes:  $B^0 \rightarrow \bar{f}$ ;  $B^0 \rightarrow f$ , and  $B^0 \rightarrow \bar{f}$ . Then we set  $f = f = f_{CP}$ . After calculating the decay rates, we discuss the difference of them, and finally we see that the difference is induced by the  $B^0 - \bar{B}^0$  mixing.

We define instantaneous decay amplitudes of  $B^0$  and  $\bar{B}^0$  to  $f$  and  $\bar{f}$  as

$$\begin{aligned} a \quad A(B^0 \rightarrow f) &= hf \mathcal{H}_w \mathcal{B}^0 i; a^0 \quad A(\bar{B}^0 \rightarrow f) = hf \mathcal{H}_w \mathcal{B}^0 i \\ b \quad A(\bar{B}^0 \rightarrow \bar{f}) &= hf \mathcal{H}_w \mathcal{B}^0 i; b^0 \quad A(B^0 \rightarrow \bar{f}) = hf \mathcal{H}_w \mathcal{B}^0 i \end{aligned} \quad (39)$$

where  $H_w$  is a weak-decay Hamiltonian.

Let  $A_{B \rightarrow f}(t)$  be the time-dependent decay amplitude for a pure  $B^0$  state at  $t = 0$  to decay into a final state  $f$  at time  $t$ . It can be obtained by the replacement of  $\mathcal{B}^0 i$  and  $\mathcal{B}^0 i$  in equation (37) by  $a$  and  $a^0$ , respectively. Similarly,  $A_{\bar{B} \rightarrow \bar{f}}(t)$  can be obtained by replacing  $\mathcal{B}^0 i$  and  $\mathcal{B}^0 i$  in equation (38) by  $b^0$  and  $b$ , respectively. The amplitudes can be written as

$$A_{B \rightarrow f}(t) = \frac{a^h}{2} e^{i_H t} + e^{i_L t} \quad e^{i_H t} \quad e^{i_L t} i \quad (40)$$

$$A_{\bar{B} \rightarrow \bar{f}}(t) = \frac{a^h}{2} e^{i_H t} + e^{i_L t} \quad e^{i_H t} \quad e^{i_L t} i \quad (41)$$

where

$$\frac{qa^0}{pa}; \quad \frac{pb^0}{qb} \quad (42)$$

The amplitudes for the CP conjugation modes,  $A_{B \rightarrow \bar{f}}(t)$  and  $A_{\bar{B} \rightarrow f}(t)$ , are similarly expressed as

$$A_{B \rightarrow \bar{f}}(t) = \frac{ap^h}{2q} e^{i_H t} + e^{i_L t} \quad e^{i_H t} \quad e^{i_L t} i \quad (43)$$

$$A_{\bar{B} \rightarrow f}(t) = \frac{aq^h}{2p} e^{i_H t} + e^{i_L t} \quad e^{i_H t} \quad e^{i_L t} i \quad (44)$$

Here, we introduce two new quantities: mass difference,  $M_H - M_L$ , and width difference,  $\Gamma_H - \Gamma_L$ . Consequently, we obtain

$$\Gamma_H - \Gamma_L = M + i \quad (45)$$



We also define the average width of  $B_H$  and  $B_L$  as

$$\frac{\Gamma_H + \Gamma_L}{2} \quad (46)$$

Now we set  $f = f = f_{CP}$ . Squaring the amplitudes of equations from (40) and (41) the corresponding decay distributions are obtained:

$$\begin{aligned} \Gamma(B \rightarrow f_{CP}) (t) &= \frac{\dot{P}f^2}{2} e^{-\Gamma t} \left[ 1 + |j_{CP} f|^2 \cosh \frac{\Delta\Gamma}{2} t + 2 \operatorname{Re}(j_{CP}) \sinh \frac{\Delta\Gamma}{2} t \right. \\ &\quad \left. + (1 - |j_{CP} f|^2) \cos M t - 2 \operatorname{Im}(j_{CP}) \sin M t \right] \end{aligned} \quad (47)$$

$$\begin{aligned} \Gamma(B^0 \rightarrow f_{CP}) (t) &= \frac{\dot{P}f^2}{2} e^{-\Gamma t} \left[ 1 + |j_{CP} f|^2 \cosh \frac{\Delta\Gamma}{2} t + 2 \operatorname{Re}(j_{CP}^1) \sinh \frac{\Delta\Gamma}{2} t \right. \\ &\quad \left. + (1 - |j_{CP} f|^2) \cos M t - 2 \operatorname{Im}(j_{CP}^1) \sin M t \right] \end{aligned} \quad (48)$$

We used  $a = b^0$ ,  $a^0 = b$ , and  $\Delta\Gamma = \Gamma_H - \Gamma_L$  derived from equation (32), and we defined

$$\Gamma_{CP} = \frac{\Gamma_H + \Gamma_L}{2} \quad (49)$$

Squares of equations (43) and (44) yield same result as equations (47) and (48). In the  $B^0$  meson system,  $\Delta\Gamma \approx 0.10$  can be explicitly derived from the Standard Model, and therefore, the relation  $e^{(\frac{\Delta\Gamma}{2})t} \approx e^{\Gamma t}$  holds. Consequent approximations of equations (47) and (48) are:

$$\begin{aligned} \Gamma(B \rightarrow f_{CP}) (t) &\approx \frac{\dot{P}f^2}{2} e^{-\Gamma t} \left[ 1 + |j_{CP} f|^2 + (1 - |j_{CP} f|^2) \cos M t \right. \\ &\quad \left. - 2 \operatorname{Im}(j_{CP}) \sin M t \right] \end{aligned} \quad (50)$$

$$\begin{aligned} \Gamma(B^0 \rightarrow f_{CP}) (t) &\approx \frac{\dot{P}f^2}{2} e^{-\Gamma t} \left[ 1 + |j_{CP} f|^2 + (1 - |j_{CP} f|^2) \cos M t \right. \\ &\quad \left. - 2 \operatorname{Im}(j_{CP}^1) \sin M t \right] \end{aligned} \quad (51)$$

The CP invariance is violated when the time-dependent decay rate of  $B^0 \rightarrow f_{CP}$  and its CP conjugation decay are different for any possible  $t$ :

$$\Gamma(B \rightarrow f_{CP}) (t) \neq \Gamma(B^0 \rightarrow f_{CP}) (t) \quad (52)$$

A time-dependent asymmetry  $a_{CP}(t)$  is defined as the normalized decay rate difference:

$$a_{CP}(t) = \frac{\Gamma(B \rightarrow f_{CP}) (t) - \Gamma(B^0 \rightarrow f_{CP}) (t)}{\Gamma(B \rightarrow f_{CP}) (t) + \Gamma(B^0 \rightarrow f_{CP}) (t)}$$

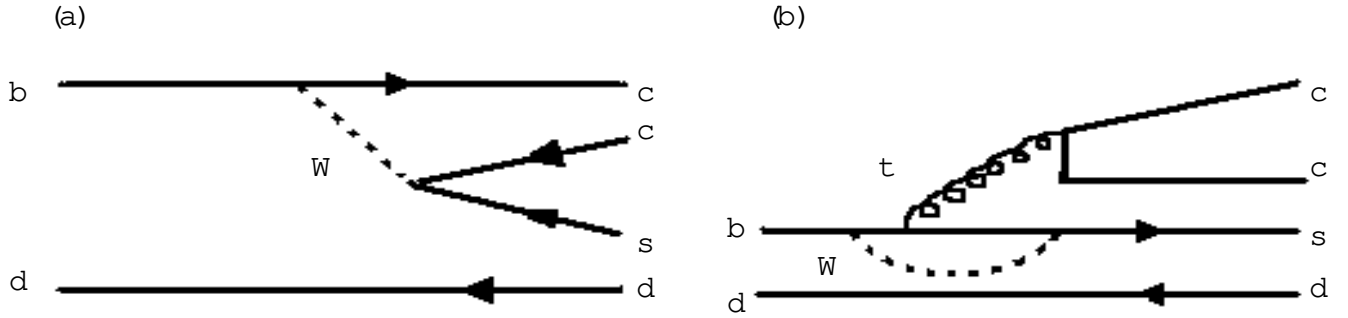


Figure 6: Tree (a) and penguin (b) diagrams for  $B^0 \rightarrow J=K_S$ . The penguin contamination is negligible for  $\sin 2\beta_1$  measurement

$$= \frac{(j_{CP}^2 - 1) \cos M_t + 2 = (j_{CP}) \sin M_t}{1 + j_{CP}^2} \quad (53)$$

### 3- CP Violation in $B^0 \rightarrow J=K_S$

Among all  $B^0 \rightarrow \text{charm onium} + K_S$  channels,  $B^0 \rightarrow J=K_S$ , where  $K_S$  decays into two charged pions, is the most promising decay mode to extract  $\beta_1$  experimentally because of relatively large branching fractions with small backgrounds. In addition, as we see later in this subsection, the final state has only negligible theoretical uncertainty in  $\beta_1$  measurement. These are the reasons why this mode has earned the name of "golden mode" (GM). We use  $J=K_S$  instead of  $j_{CP}$  to indicate the decay final state being  $J=K_S$  explicitly, hereafter.

$J=K_S$  can be expressed as

$$J=K_S = \frac{A(B^0 \rightarrow J=K_S)_q}{A(B^0 \rightarrow J=K_S)_p} \quad (54)$$

In the following discussion, first we compute  $\frac{A(B^0 \rightarrow J=K_S)}{A(B^0 \rightarrow J=K_S)}$ , then we compute  $\frac{q}{p}$ .

The decay of  $B^0 \rightarrow J=K_S$  is based on the quark transition  $b \rightarrow ccs$ . Contributing Feynman diagrams to  $b \rightarrow ccs$  decays are shown in Figure 6 where the left diagram is called "tree diagram" and the right diagram holding one loop is called "strong (penguin) diagram". In the case of electroweak penguin contribution, the gluons are replaced by a Z or a  $\gamma$ . The amplitude of the tree diagram is

$$\langle J=K_S | H_t | B^0 \rangle = V_{cb} V_{cs} A^t \quad (55)$$

and the amplitude of the penguin diagram is

$$hJ = K_S H_P \mathcal{B}^0 i = V_{ub} V_{us} A_u^P + V_{cb} V_{cs} A_c^P + V_{tb} V_{ts} A_t^P \quad (56)$$

Here,  $A_P^t$  and  $A_i^P$  ( $i = u, c, t$ ) are the amplitudes apart from the explicitly shown CKM factors. Because  $\sum_{i=u,c,t} V_{ib} V_{is} = 0$  due to the unitarity condition, following equation holds:

$$hJ = K_S H_P \mathcal{B}^0 i = V_{cb} V_{cs} (A_c^P - A_t^P) + V_{ub} V_{us} (A_u^P - A_t^P) \quad (57)$$

According to the Wolfenstein parameterization, the first term has the same weak phase as the tree diagram and the second term has different weak phase from the tree diagram. We can also read from the parameterization that  $\frac{(V_{ub} V_{us})}{(V_{cb} V_{cs})}$  is order of  $O(\lambda^2)$ . Thus, the second term is negligible with respect to the first term. Therefore, the penguin diagram possesses the same weak phase as the tree diagram up to very small correction. When there is only one amplitude (or more than but with the same weak phase),  $\mathcal{B}^0 \rightarrow f_{CP} j = \mathcal{B}^0 \rightarrow \bar{f}_{CP} j$  holds. Thus, we can conclude

$$\mathcal{A}(\mathcal{B}^0 \rightarrow J = K_S) j = \mathcal{A}(\mathcal{B}^0 \rightarrow \bar{J} = K_S) j \quad (58)$$

and

$$\frac{\mathcal{A}(\mathcal{B}^0 \rightarrow J = K_S)}{\mathcal{A}(\mathcal{B}^0 \rightarrow \bar{J} = K_S)} = \frac{(V_{cb} V_{cs})}{(V_{cb} V_{cs})} \quad (59)$$

Then we calculate  $\frac{a}{p}$ . The dominating quark in the internal loop of the mixing diagrams is  $t$  because of its heaviest mass. Neglecting the contribution from  $u$ - and  $c$ -quarks, the  $M_{12}$  is computed as [13]:

$$M_{12} \sim \frac{G_F^2 m_W^2}{4} \sum_{QCD} V_{tb}^2 \frac{m_t^2}{m_W^2} h_{\mathcal{B}}(d_L, b_L)^2 \mathcal{B}^0 i \quad (60)$$

On the other hand, the  $\bar{M}_{12}$  is computed as:

$$\bar{M}_{12} \sim \frac{3G_F^2 m_W^2}{8} \sum_{QCD} V_{tb}^2 \frac{m_b^2}{m_W^2} h_{\mathcal{B}}(d_L, b_L)^2 \mathcal{B}^0 i \quad (61)$$

From above equations, we have

$$\frac{\bar{M}_{12}}{M_{12}} \sim \frac{3 m_b^2}{2 m_t^2} \sim O(10^{-2}) \quad (62)$$

Using equations (32), (60), and (62),  $\frac{q}{p}$  is approximated as

$$\frac{q}{p} = \frac{M_{12}^*}{M_{12}} = \frac{V_{tb}V_{td}}{V_{tb}V_{td}} = e^{-2i\phi_1} \quad (63)$$

We have to be aware of  $K^0 - \bar{K}^0$  mixing because we have  $K_S$  in the decay final state. Similar discussion as equation (33) is available for  $K^0 - \bar{K}^0$  mixing:

$$hK_S j = p_K hK^0 j - q_K h\bar{K}^0 j \quad (64)$$

Writing the transition of  $K^0 \rightarrow K^0$  explicitly, the amplitudes for  $B^0 \rightarrow J = K_S$  are expressed as

$$hJ = K_S \mathcal{B}^0 i = hK_S \mathcal{K}^0 i hJ = K^0 \mathcal{B}^0 i = p_K V_{cb}V_{cs}A \quad (65)$$

$$hJ = K_S \mathcal{B}^0 i = p_K V_{cb}V_{cs}^* A \quad (66)$$

Here, we used the facts of  $CP \mathcal{B}^0 i = \mathcal{B}^0 i$ ,  $CP \mathcal{K}^0 i = \mathcal{K}^0 i$ ,  $CP j\bar{j} = i = j\bar{j} = i$ , and  $CP j\bar{j} = K^0 i = j\bar{j} = K^0 i$ , where the third equation is derived from  $J^{CP} = 1$  for  $J =$  and the last equation is from angular momentum of the system being 1. Therefore,

$$\begin{aligned} hJ = K_S \mathcal{B}^0 i &= q_K hJ = K^0 j (CP)^{-1} (CP) H (CP)^{-1} (CP) \mathcal{B}^0 i \\ &= q_K hJ = K^0 j \mathcal{H}^{CP} \mathcal{B}^0 i \end{aligned} \quad (67)$$

$(\frac{q}{p})_K$  is obtained from the calculation of  $K^0 - \bar{K}^0$  mixing diagrams. In this case, using  $V_{cd}V_{cs}j$   $V_{td}V_{ts}j$ , we obtain the additional factor to  $J = K_S$  as

$$\frac{q}{p}_K = \frac{V_{cs}V_{cd}}{V_{cs}V_{cd}} \quad (68)$$

Finally, we obtain

$$\begin{aligned} \mathcal{A}_{J = K_S} &= \frac{A(B^0 \rightarrow J = K_S)}{A(B^0 \rightarrow J = K_S)} \frac{q}{p} = \frac{q}{p}_K \\ &= \frac{V_{cb}V_{cs}}{V_{cb}V_{cs}} \frac{V_{tb}V_{td}}{V_{tb}V_{td}} \frac{V_{cs}V_{cd}}{V_{cs}V_{cd}} \\ &= e^{-2i\phi_1} \end{aligned} \quad (69)$$

and

$$= (\mathcal{A}_{J = K_S}) = \sin 2\phi_1 \quad (70)$$

The minus sign in front of equation (69) is due to the state of  $J = K_S$  being CP odd. Because of  $\mathcal{P}^0 \rightarrow J = K_S$  and  $\mathcal{P}^0 \rightarrow J = K_S$  and  $\frac{q}{p} = 1$ ,  $\frac{q}{p} = 1$  holds. As a result, equations (50), (51) and (53) become much simpler:

$$B \rightarrow f_{CP} (t) = \frac{1}{2} e^{-\Gamma t} (1 - \sin 2\phi_1 - \sin M t) \quad (71)$$

$$B \rightarrow f_{CP} (t) = \frac{1}{2} e^{-\Gamma t} (1 + \sin 2\phi_1 - \sin M t) \quad (72)$$

$$a_{CP} (t) = \sin 2\phi_1 - \sin M t \quad (73)$$

Finally, consider neutral B decays into neutral CP eigenstates  $f_{CP}$  [21,22,23]. Such states are accessible in both  $B^0$  and  $\bar{B}^0$  decays. The quantity of interest here that is independent of phase conventions and physically meaningful of (49) is  $\frac{q}{p} \frac{A_{f_{CP}}}{A_{f_{CP}}}$ . When CP is conserved  $\frac{q}{p} = 1$  and  $\frac{A_{f_{CP}}}{A_{f_{CP}}} = 1$  furthermore the relative phase between  $\left(\frac{q}{p}\right)$  and  $\left(\frac{A_{f_{CP}}}{A_{f_{CP}}}\right)$  vanishes therefore (49) implies

$$\neq 1 \rightarrow \text{CP violation} \quad (74)$$

Note that both CP violation in decay (54) and CP violation (59) lead to (63) through  $j \neq 1$ . However, it is possible that to a good approximation  $\frac{q}{p} = 1$  and  $\frac{A_{f_{CP}}}{A_{f_{CP}}} = 1$  yet there is a CP violation

$$j \neq 1; \neq 0 \quad (75)$$

This type of CP violation is called CP violation in the interference between decays with and without mixing; sometimes this is abbreviated as "interference between mixing and decay". This type of CP violation has also been observed in the neutral Kaon system.

For the neutral B system, CP violation in the interference between decays with and without mixing can be observed by comparing decays into the neutral CP eigenstates of a time-evolving neutral B state that begins at time zero as  $B^0$  to those of the state that begin as a  $\bar{B}^0$ :

$$a_{f_{CP}} = \frac{(B_{phys}^0(t) \rightarrow f_{CP}) - (\bar{B}_{phys}^0(t) \rightarrow f_{CP})}{(B_{phys}^0(t) \rightarrow f_{CP}) + (\bar{B}_{phys}^0(t) \rightarrow f_{CP})} \quad (76)$$

It was shown above (59) that this time dependant symmetry is given by:

$$a_{f_{CP}} = \frac{(1 - j_{f_{CP}} j) \cos(m_B t) - 2j_{f_{CP}} \sin(m_B t)}{1 + j_{f_{CP}} j} \quad (77)$$

This asymmetry will be non-vanishing if any of the three types of CP violations are present. However, for decays such that  $j = 1$  (the 'clean' modes), (77) simplifies considerably:

$$a_{f_{CP}} = \frac{q}{p} = f_{CP} \sin(\delta_B) \quad (78)$$

One point concerning this type of asymmetries is worth clarifying. Consider the decay amplitudes of  $B^0$  into two different final CP eigenstates  $A_a$  and  $A_b$ . A non-vanishing difference between  $aA_a$  and  $bA_b$ ,

$$aA_a - bA_b = \frac{q}{p} \frac{A_a}{A_a} - \frac{A_b}{A_b} \neq 0 \quad (79)$$

would establish the existence of CP violation in  $b = 1$  processes. For this reason, this type of CP violation is also called sometimes "direct CP violation". Yet unlike the case of CP violation in decay, no non-trivial strong phases are necessary. The richness of possible final CP eigenstates in B decays makes it very likely that various asymmetries will exhibit (79). (A measurement of  $\epsilon_1(K_L \rightarrow \pi^0 \pi^0)$   $\sim 10^2$  can establish the existence [24,25,26] of a similar effect as  $s = 1$  CP violation that does not depend on strong phase shifts.) Either this type of observation or the observation of CP violation in decay would rule out superweak models for CP violation.

CP violation in the interference between decays with and without mixing can be cleanly related to Lagrangian parameters when it occurs with no CP violation in decay. In particular for  $B_d$  decays that are dominated by a single CP violating phase so that the effect of CP violation in decay is negligible  $A_{f_{CP}}$  is cleanly translated into a value for  $\epsilon$  (see (78)) which in turn is cleanly interpreted in terms of purely electroweak Lagrangian parameters. (As discussed below  $\epsilon = \epsilon_K$  which describes CP violation in the interference between decays with and without mixing in the K system is cleanly translated into a value of  $\delta_{12}$  the phase between  $M_{12}(K)$  and  $\Gamma_{12}(K)$ . It is difficult however to interpret  $\delta_{12}$  cleanly in terms of electroweak Lagrangian parameters.)

When there is CP violation in decay at the same time as in the interference between decays with and without mixing, the symmetry (76) depends also on the ratio of the different amplitudes and their relative strong phases, and thus the prediction had hadronic uncertainties. In some cases, however, it is possible to remove any large hadronic uncertainties by measuring several isospin-related rates (see e.g. [27,28,29]) and thereby extract a clean measurement of CKM phases.

There are so many final states for B decay that have CP self-conjugate particle content but are not CP eigenstates because they contain a mixture of different angular momenta and hence different parities. In certain angular analyses of the final state can be used to determine the amplitudes for each different CP contribution separately. Such final states can then also be used for clean comparison with theoretical models [30].

As mentioned above, in the  $B_d$  system the result  $\frac{q}{p} \approx \frac{M_{12}}{M_{12}^*}$  is model independent. Moreover, within the Standard Model and assuming that the box diagram (with a cut) is appropriate to estimate  $M_{12}$ , one can actually calculate the two quantities from the quark diagrams of Figure (6). The calculation gives [31]

$$\frac{q}{p} = \frac{3}{2} \frac{1}{f_2} \frac{m_b^2}{(\frac{m_t^2}{m_W^2}) m_t^2} \left( 1 + \frac{8 m_c^2 V_{cb} V_{cd}}{3 m_b^2 V_{tb} V_{td}} \right) \quad (80)$$

This confirms the order of magnitude estimate,  $|\frac{q}{p}| \approx 10^{-2}$ . The derivation of  $\frac{q}{p}$  from unity is proportional to  $(\frac{12}{M_{12}})$  which is even suppressed by another order of magnitude. Thus to a very good approximation

$$\frac{q}{p} = \frac{M_{12}}{M_{12}^*} = \frac{V_{tb} V_{td}}{V_{tb} V_{td}^*} e^{2i \arg V_{td}} \quad (81)$$

Note that equation (80) allows an estimate of CP violation in mixing namely

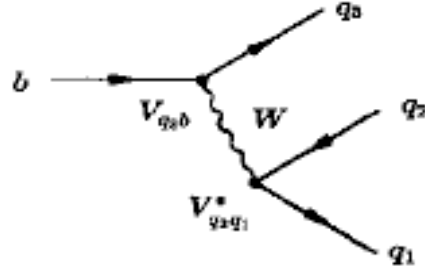
$$1 - \frac{q}{p} = \frac{1}{2} \frac{12}{M_{12}} = \frac{4}{f_2} \frac{m_c^2}{(\frac{m_t^2}{m_W^2}) m_t^2} \frac{J}{V_{tb} V_{td}^*} \approx 10^{-3} \quad (82)$$

The last term is the ratio of the area of the Unitary Triangle to the length of one of its sides squared, so it is  $O(1)$ . The only suppression factor then  $(\frac{m_c^2}{m_t^2})$ . The uncertainty in the calculation comes from the use of a quark diagram to describe  $M_{12}$  and could easily be of order 30% but not three orders of magnitude. (A similar expression (81) holds for  $B_s$ , except that the last term is  $\frac{J}{V_{tb} V_{td}^*} \approx 10^{-2}$ , as can be seen from the relevant unitarity triangle in Figure 3).

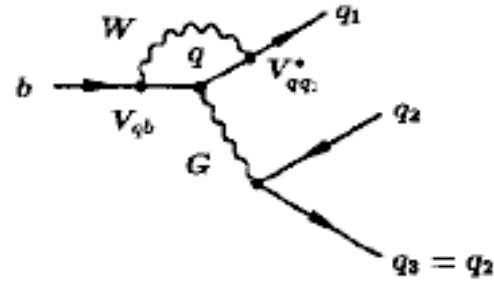
Most channels have contributions from both tree and three types of penguin diagrams [32]. The latter are classified according to the identity of the quark in the loop, as diagrams with different intermediate quarks may have both different strong phases and different weak phases. On the other hand, the subdivision of tree processes into spectator, exchange, and annihilation diagrams is unimportant in this respect since they all carry the same weak phase. In addition to gluonic penguins there are also electroweak penguin contributions, with a photon or Z boson. In certain cases the latter contribution can be significant because it is enhanced by a factor  $\frac{M_t^2}{M_Z^2}$  which partially compensates the relative suppression of electroweak versus QCD couplings.

Figure 7 shows the quark diagrams for tree, penguin and electroweak penguin contributions. While quark diagrams can be easily classified in this way, the description of B decays is not so neatly divided into tree and penguin contributions once long distance physics effects are taken into account. Rescattering processes can change the quark content of the final state and confuse

Tree Diagrams:



QCD Penguin Diagrams:



EW Penguin Diagrams:

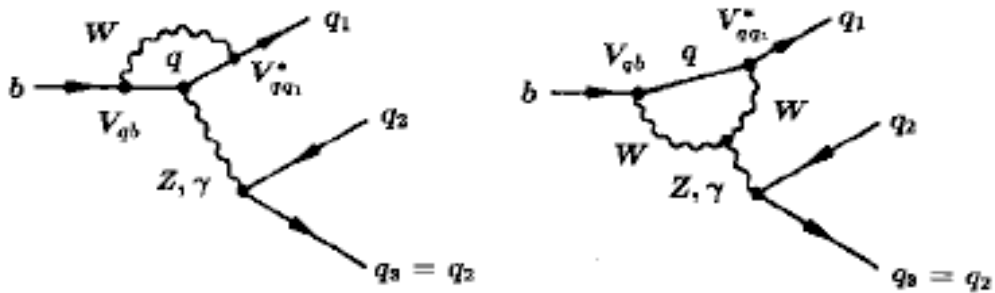


Figure 7: Quark diagrams contributing to  $b$  decays.



the identification of a contribution. There is no physical distinction between rescattered tree diagrams and long-distance contributions to the cuts of a penguin diagram. While these issues complicate estimates of various rates they can always be avoided in describing the weak-phase structure of B-decay amplitudes. The decay amplitudes for  $b \rightarrow q\bar{q}q^0$  can always be written as a sum of three terms with definite CKM coefficients:

$$A(q\bar{q}q^0) = V_{tb}V_{tq^0}P_{q^0}^t + V_{cb}V_{cq^0}(T_{cq^0 q^0} + P_{q^0}^c) + V_{ub}V_{uq^0}(T_{uq^0 q^0} + P_{q^0}^u) \quad (83)$$

Here  $P$  and  $T$  denote contributions from tree and penguin diagrams, excluding the CKM factors. As they stand, the  $P$  terms are not well defined because of the divergences of the penguin diagrams. Only differences of penguin diagrams are finite and well defined. (However, as will be seen, introduction of a common high momentum cut-off in the loop diagrams does not affect the final answer, since it depends only on differences of penguin amplitudes). This can be seen by using Eqs. (13) and (14) to eliminate one of the three terms, by writing its CKM coefficient as minus the sum of the other two. In the case of  $qq\bar{s}$  decays it is convenient to remove the  $V_{tb}V_{ts}$  term. Then

$$\begin{aligned} A(ccs) &= V_{cb}V_{cs}(T_{ccs} + P_s^c - P_s^t) + V_{ub}V_{us}(P_s^u - P_s^t) \\ A(uus) &= V_{cb}V_{cs}(P_s^c - P_s^t) + V_{ub}V_{us}(T_{uus} + P_s^u - P_s^t) \\ A(sss) &= V_{cb}V_{cs}(P_s^c - P_s^t) + V_{ub}V_{us}(P_s^u - P_s^t) \end{aligned} \quad (84)$$

In these expressions only differences of penguin contributions occur, which makes the cancellation of the ultraviolet divergences of these diagrams explicit. Further, the second term has a CKM coefficient that is much smaller than the first. Hence this grouping is useful in classifying the expected direct CP violations. (Note that terms  $b \rightarrow d\bar{s}s$ , which have only penguin contributions, mix strongly with the  $uus$  terms and hence cannot be separated from them. Thus  $P$  terms in  $A(uus)$  include contributions from both  $dds$  and  $uus$  diagrams.) In the case of  $qqd$  decays the three CKM coefficients are all of similar magnitude. The convention is then to retain the  $V_{tb}V_{td}$  term because, in the Standard Model, the phase difference between this weak phase and half the mixing weak phase is zero. Thus only one unknown weak phase enters the calculation of the interference between decays with and without mixing. One can choose to eliminate whichever of the other terms does not have a tree contribution. In the cases  $q = s$  or  $d$ , since neither has a tree contribution either term can be removed. Thus the amplitudes can be written

$$\begin{aligned} A(c\bar{c}d) &= V_{tb}V_{td}(P_d^t - P_d^u) + V_{cb}V_{cd}(T_{c\bar{c}d} + P_d^c - P_d^u) \\ A(uud) &= V_{tb}V_{td}(P_d^t - P_d^c) + V_{ub}V_{ud}(T_{uud} + P_d^u - P_d^c) \\ A(ssd) &= V_{tb}V_{td}(P_d^t - P_d^u) + V_{cb}V_{cd}(P_d^c - P_d^u) \end{aligned} \quad (85)$$

Again only differences of penguin amplitudes occur. Furthermore the difference of penguin terms that occurs in the second term would vanish if the charm and up quark masses were equal, and thus is GIM (Glashow-Iliopoulos-Maiani) suppressed. However, particularly for in modes with no tree contribution, (ssd), the interference of the two terms can still give significant direct CP violation, and thus complicate the simple predictions for the interference of decays with and without mixing [33] obtained by ignoring this term.

The penguin processes all involve the emission of a neutral boson, either a gluon (strong penguins) or a photon or Z boson (electroweak penguins). Excluding the CKM coefficients, the ratio of the contribution from the difference between a top and light quark strong penguin diagram to the contribution from a tree diagram is of order

$$P_T = \frac{P^t - P^{\text{light}}}{T_{qq^0}} \sim \frac{s}{12} \ln \left( \frac{m_t^2}{m_b^2} \right) \quad (86)$$

This is a factor of  $O(0.03)$ . However this estimate does not include the effect of hadronic matrix elements, which are the probability factor to produce a particular final state particle content from a particular quark content. Since this probability differs for different kinematics, color flow, and spin structures, it can be different for tree and penguin contributions and may partially compensate the coupling constant suppression of the penguin term. Electroweak penguin difference terms are even more suppressed since they have an additional  $\frac{e}{g}$  or  $\frac{g}{g}$  compared to tree diagrams, but certain Z-contributions are enhanced by the large top quark mass and so can be non-negligible [34].

The most efficient tool to analyze B decays is that of the low-energy effective Hamiltonian. The meaning and use of this tool is discussed further in the following chapter. Here the conventional notations used for the B decay Hamiltonian are simply noted. This section is based on Ref. [35], where a more detailed discussion can be found. Low-energy effective Hamiltonians are constructed using the operator product expansion (OPE) which yields transition matrix elements of the structure

$$\langle \text{hf} | H_{\text{eff}} | \text{ji} \rangle / \mu^x = \langle \text{hf} | \sum_k \mathcal{O}_k(\mu) | \text{ji} \rangle C_k(\mu) \quad (87)$$

where  $\mu$  denotes an appropriate renormalization scale. The OPE allows one to separate the "long-distance" contributions to that decay amplitude from the "short-distance" parts. Whereas the former pieces are not calculable and are relegated to the nonperturbative hadronic matrix elements  $\langle \text{hf} | \mathcal{O}_k(\mu) | \text{ji} \rangle$  the latter are described by perturbatively calculable Wilson coefficient function  $C_k(\mu)$ . In the case of  $j = B$ ,  $j = 1$ ,  $C = U = 0$  transitions one finds

$$H_{\text{eff}} = H_{\text{eff}}(B = 1) + H_{\text{eff}}(B = -1)^Y \quad (88)$$

with

$$H_{\text{eff}}(\mu = 1) = \frac{G_F^2}{2} \sum_{j=u,c}^2 V_{jq} V_{jb}^* \sum_{k=1}^X V_{jq} V_{jb}^* Q_k^{jq} C_k(\mu) + \sum_{k=3}^X Q_k^q C_k(\mu) g^5 : \quad (89)$$

Here  $G_F$  denotes the Fermi constant, the renormalization scale  $\mu$  is of  $O(m_b)$ , the flavor label  $q$  in  $fd, sg$  corresponds to  $b \rightarrow d$  and  $b \rightarrow s$  transitions, respectively, and  $Q_k^{jq}$  are four-quark operators that can be divided into three categories:

(i) current-current operators:

$$\begin{aligned} Q_1^{jq} &= (\bar{q} j)_{V-A} (\bar{j} b)_{V-A} \\ Q_2^{jq} &= (\bar{q} j)_{V-A} (\bar{j} b)_{V+A} \end{aligned} \quad (90)$$

(ii) QCD penguin operators:

$$\begin{aligned} Q_3^q &= (\bar{q} b)_{V-A} \sum_{q^0}^X (\bar{q}^0 q^0)_{V-A} \\ Q_4^q &= (\bar{q} b)_{V-A} \sum_{q^0}^X (\bar{q}^0 q^0)_{V+A} \\ Q_5^q &= (\bar{q} b)_{V+A} \sum_{q^0}^X (\bar{q}^0 q^0)_{V+A} \\ Q_6^q &= (\bar{q} b)_{V+A} \sum_{q^0}^X (\bar{q}^0 q^0)_{V-A} \end{aligned} \quad (91)$$

(iii) EW penguin operators:

$$\begin{aligned} Q_7^q &= \frac{3}{2} (\bar{q} b)_{V-A} \sum_{q^0}^X e_{q^0} (\bar{q}^0 q^0)_{V+A} \\ Q_8^q &= \frac{3}{2} (\bar{q} b)_{V-A} \sum_{q^0}^X e_{q^0} (\bar{q}^0 q^0)_{V+A} \\ Q_9^q &= \frac{3}{2} (\bar{q} b)_{V-A} \sum_{q^0}^X e_{q^0} (\bar{q}^0 q^0)_{V-A} \\ Q_{10}^q &= \frac{3}{2} (\bar{q} b)_{V+A} \sum_{q^0}^X e_{q^0} (\bar{q}^0 q^0)_{V-A} \end{aligned} \quad (92)$$

Here  $a$  and  $b$  denote  $SU(3)_c$  color indices,  $V-A$  refers to the Lorentz structures  $(1-\gamma_5)$ , respectively,  $q^0$  runs over the quark flavors active at the scale  $\mu = O(m_b)$ , i.e.,  $q^0$  in  $fu, dc, sb, g$  and  $e_{q^0}$  are the corresponding electrical quark charges. The current-current, QCD, and EW penguin

operators are related to the tree, QCD, and EW penguin processes, depicted in Figure 7.

In the case of transitions of the type  $b \rightarrow q c u$  and  $b \rightarrow q c u$  with  $q$  in  $d, s$ , only current-current operators contribute. The structure of the corresponding low-energy effective Hamiltonians is completely analogous to (89). To obtain it, one replaces both the CKM factors  $V_{jq}V_{jb}$  and the flavor contents of the current-current operators (90) straightforwardly with the appropriate quark flavor structure, and omits the sum over penguin operators.

Direct CP violations require two contributions to the decay process which differ in both their strong phases and their weak phases so that  $\frac{A}{\bar{A}} \neq 1$ . Purely leptonic and semileptonic decays are dominated by a single diagram and thus are unlikely to exhibit any measurable direct CP violation. Nonleptonic decays often have two terms that are comparable in magnitude and hence could have significant direct CP violations. The theoretical calculation of CP asymmetries requires knowledge of strong phase shifts and of absolute values of various amplitudes. The estimates therefore necessarily have hadronic uncertainties. In contrast, a clean relationship between measured asymmetries and CKM phases is obtained when studying CP violation in the interference between decays with and without mixing for CP eigenstate modes dominated by a single term in the decay amplitude. B decays can thus be grouped into five classes. Classes 1 and 2 are expected to have relatively small direct CP violations and hence are particularly interesting for extracting CKM parameters from interference of decays with and without mixing. In the remaining three classes, direct CP violations could be significant and the neutral decay asymmetries cannot be cleanly interpreted in terms of CKM phases.

1. Decays dominated by a single term:  $b \rightarrow c c s$  and  $b \rightarrow s s s$ . The Standard Model cleanly predicts zero (or very small) direct CP violations because the second term is Cabibbo suppressed. Any observation of large direct CP-violating effects in these cases would be a clue to beyond Standard Model physics. The modes  $B^+ \rightarrow K^+ K^+$  and  $B^+ \rightarrow K^+ K^+$  are examples of this class. The corresponding neutral modes have cleanly predicted relationships between CKM parameters and the measured asymmetry from interference between decays with and without mixing.

2. Decays with a small second term:  $b \rightarrow c c s$  and  $b \rightarrow u u d$ . The expectation that penguin-only contributions are suppressed compared to tree contributions suggests that these modes will have small direct CP violation effects, and an approximate prediction for the relationship between measured asymmetries in neutral decays and CKM phases can be made.

3. Decays with a suppressed tree contribution:  $b \rightarrow u u s$ . The tree amplitude is suppressed by small mixing angles,  $V_{ub}V_{us}$ . The no-tree term may be comparable or even dominate and

give large interference effects. An example is  $B \rightarrow K$

4. Decays with no tree contribution:  $b \rightarrow ssd$ . Here the interference comes from penguin contributions with different charge  $\frac{2}{3}$  quarks in the loop. An example is  $B \rightarrow K K$

5. Radiative decays:  $b \rightarrow s \gamma$ . The mechanism here is the same as in case 4 except that the leading contributions come from electromagnetic penguins. An example is  $B \rightarrow K \gamma$

Recent CLEO results on  $B(B \rightarrow K)$  and  $B(B \rightarrow \pi)$  [36] suggest that the matrix element of penguin operators is enhanced compared to that of tree operators. If this enhancement is significant, then some of the decay modes listed in Class 2 might actually fit better to Class 3; that is it becomes more difficult to relate a measured asymmetry to a CKM phase. For example, it is possible that  $b \rightarrow ucd$  decays have comparable contributions from tree and penguin amplitudes. On the other hand, this would also mean that some modes listed in Class 3 could be dominated by a single penguin term. For such cases an approximate relationship between measured asymmetries in neutral decays and CKM phases can be made.

Some more detailed examination of the effects in a variety of theories beyond the Standard Model is given in Ref.[37].

By now the Standard Model and its particle content are so well established that any future theory will certainly contain them. However extensions that go beyond the Standard Model inevitably introduce additional fields. Along with them there often come additional coupling constants and hence the possibility of additional CP-violating phases. Even if no new phases occur there can be changes in the relationship between various physical quantities and CKM matrix element magnitudes and phases. Effects of physics beyond the Standard Model can manifest themselves in two ways, as additional contributions to the mixing of  $B^0$  and  $\bar{B}^0$  states, and/or as additional contributions to some set of decays.

An additional contribution to the mixing would have two effects: a change in the relationship between  $x_d$  and  $|\sum_{tb} V_{td} V_{tb}|$  and a change in the relationship between the phase of  $\frac{q}{p}$  and the phase of  $V_{tb} V_{td}$ . However, since all  $\lambda_f$  have a common factor  $\frac{q}{p}$ , it would not change the relative phases between various  $\lambda_f$ .

Additional contributions to the decays can only be unambiguously and model-independently observed in cases where an amplitude is dominated by a single weak-phase term in the Standard Model. Then such terms destroy the relationship between the asymmetry and a CKM matrix phase and so lead to inconsistencies. For example, various modes that have the same Standard

Model asymmetry may actually give different asymmetries [38]. In cases where two competing terms with different weak phases occur in the Standard Model expression, any additional term, whatever its phase, can always be absorbed into these two terms, appearing simply as changes in their magnitudes. Since these magnitudes cannot as yet be calculated in a model-independent and reliable fashion, this makes it quite difficult to identify changes from the Standard Model in these cases. However by a systematic study of expected patterns and improved theoretical calculations of matrix elements, one may be able to identify the impact of contributions beyond the Standard Model in these cases as well.

The angle  $\phi_1$  can be obtained through measurements of CP-violating asymmetries involving neutral states which can be either CP eigenstates or not. If the state of interest is a CP eigenstate, it was shown how to relate an asymmetry to CKM parameters. If only a single weak-decay amplitude contributes to  $B \rightarrow f_{CP}$ , that is, if penguin contributions are negligible, then  $\frac{A_{f_{CP}}}{A_{f_{CP}}} = 1$  so that

$$a_{f_{CP}} = \sin(\phi_B t) \quad (93)$$

In this case  $\phi_{CP}$  is a pure phase, i.e.,  $\phi_{CP}$  is one of the angles of the unitarity triangle. In particular, for the decay  $B \rightarrow f$ ,  $\phi_{CP} = \phi_B$ . The case where the neutral state  $f$  is not a CP eigenstate is considerably more complicated. There are four separate amplitudes for  $B^0$  and  $\bar{B}^0$  to decay to  $f$  and  $\bar{f}$ :

$$\begin{aligned} A(B^0 \rightarrow f) &= A_f e^{i\phi_f} \\ A(\bar{B}^0 \rightarrow f) &= A_f e^{i\phi_f} \\ A(B^0 \rightarrow \bar{f}) &= A_f e^{i\phi_f} \\ A(\bar{B}^0 \rightarrow \bar{f}) &= A_f e^{i\phi_f} \end{aligned} \quad (94)$$

The rates for the physical, time-evolved  $B_{phys}^0(t)$  and  $\bar{B}_{phys}^0(t)$  states to decay into  $f$  can then be written:

$$\begin{aligned} (B_{phys}^0(t) \rightarrow f) &= e^{-\Gamma t} A^2 [1 + R \cos(\phi_B t) + D \sin(2\phi_M + \phi_f + \phi_f) \sin(\phi_B t)] \\ (\bar{B}_{phys}^0(t) \rightarrow f) &= e^{-\Gamma t} A^2 [1 - R \cos(\phi_B t) + D \sin(2\phi_M + \phi_f + \phi_f) \sin(\phi_B t)] \end{aligned} \quad (95)$$

where  $\phi_M$  is the phase of  $B^0 \rightarrow \bar{B}^0$  mixing, and

$$A^2 = \frac{1}{2} (|A_f|^2 + |\bar{A}_f|^2); R = \frac{|A_f|^2 - |\bar{A}_f|^2}{|A_f|^2 + |\bar{A}_f|^2}; D = \frac{2|A_f|^2 \bar{A}_f}{|A_f|^2 + |\bar{A}_f|^2} \quad (96)$$

Similarly, the rates for  $B_{\text{phys}}^0(t) \rightarrow f$  and  $B_{\text{phys}}^0(t) \rightarrow \bar{f}$  are

$$\begin{aligned} \Gamma(B_{\text{phys}}^0(t) \rightarrow f) &= e^{-\Gamma t} A^2 [1 - R \cos(\Delta_M t) - D \sin(2\Delta_M + \Delta_f - \Delta_{\bar{f}}) \sin(\Delta_M t)] \\ \Gamma(B_{\text{phys}}^0(t) \rightarrow \bar{f}) &= e^{-\Gamma t} A^2 [1 + R \cos(\Delta_M t) - D \sin(2\Delta_M + \Delta_f - \Delta_{\bar{f}}) \sin(\Delta_M t)] \end{aligned} \quad (97)$$

where

$$A^2 = \frac{1}{2} |\mathcal{A}_f|^2 + |\mathcal{A}_{\bar{f}}|^2; R = \frac{|\mathcal{A}_f|^2 - |\mathcal{A}_{\bar{f}}|^2}{|\mathcal{A}_f|^2 + |\mathcal{A}_{\bar{f}}|^2}; D = \frac{2|\mathcal{A}_f|^2 \mathcal{A}_{\bar{f}}}{|\mathcal{A}_f|^2 + |\mathcal{A}_{\bar{f}}|^2} \quad (98)$$

CP conservation requires that

$$|\mathcal{A}_f| = |\mathcal{A}_{\bar{f}}| \quad (99)$$

$$\sin(2\Delta_M + \Delta_f - \Delta_{\bar{f}}) = \sin(2\Delta_M + \Delta_{\bar{f}} - \Delta_f) \quad (100)$$

CP violation occurs if any of these equalities is not satisfied. The above expressions for the decays of  $B_{\text{phys}}^0(t) \rightarrow f$  and  $B_{\text{phys}}^0(t) \rightarrow \bar{f}$  are completely general. However, when one assumes that each decay is dominated by a single weak amplitude (i.e., that penguins and any new physics effects are negligible), the expressions simplify. In this case, the parameters in the amplitudes for the decays of  $B^0$  and  $\bar{B}^0$  to  $f$  and  $\bar{f}$  obey certain equalities which reflect their CP transformation relationships:

$$\begin{aligned} \mathcal{A}_f &= \mathcal{A}_{\bar{f}}^* \quad \mathcal{A}_{\bar{f}} = \mathcal{A}_f^* \\ \Delta_f &= \Delta_{\bar{f}} + \delta_f; \quad \Delta_{\bar{f}} = \Delta_f + \delta_{\bar{f}} \\ \Delta_f &= \Delta_{\bar{f}} + \delta_f^0; \quad \Delta_{\bar{f}} = \Delta_f + \delta_{\bar{f}}^0 \end{aligned} \quad (101)$$

In the above,  $\Delta_f$  and  $\Delta_{\bar{f}}$  represent the weak-CKM phases of the decays of  $B^0$  to  $f$  and  $\bar{f}$  respectively, while  $\delta_f$  and  $\delta_{\bar{f}}$  are the strong phases. With these equalities, the expressions in Eqs. (96) and (98) become very similar:  $A^2 = A^2$ ,  $R = R$ ,  $D = D$ . The above equalities give

$$\begin{aligned} \sin(2\Delta_M + \Delta_f - \Delta_{\bar{f}}) &= \sin(2\Delta_M + \Delta_f - \Delta_{\bar{f}}) \\ \sin(2\Delta_M + \Delta_{\bar{f}} - \Delta_f) &= \sin(2\Delta_M + \Delta_{\bar{f}} - \Delta_f) \end{aligned} \quad (102)$$

where  $\delta_f = \delta_{\bar{f}}^0$ . The CP-violating weak-CKM phase is given by the quantity  $2\Delta_M + \Delta_f - \Delta_{\bar{f}}$ . From measurements of the time-dependent decay distributions one can obtain  $S \sin(2\Delta_M + \Delta_f - \Delta_{\bar{f}})$  and  $S \sin(2\Delta_M + \Delta_{\bar{f}} - \Delta_f)$ , and from these one can extract  $\sin^2 2\Delta_M + \Delta_f - \Delta_{\bar{f}}$  up to a two-fold ambiguity:

$$\sin^2 2\Delta_M + \Delta_f - \Delta_{\bar{f}} = \frac{1}{2} [1 + SS \sqrt{(1 - S^2)(1 - \bar{S}^2)}] \quad (103)$$

The true value of  $\sin^2 2\Delta_M + \Delta_f - \Delta_{\bar{f}}$  is given by one of the signs on the right-hand side, while the other gives  $\cos^2$ . However, this discrete ambiguity can in principle be removed by comparison with

other final states which have the same weak-phase  $2\alpha$ , but different strong phases. Note that, if the three different time-dependent terms  $(1, \cos, \sin)$  can be isolated with sufficient accuracy, it is not necessary to measure all four time-dependent rates  $B_{\text{phys}}^0(t); B_{\text{phys}}^0(t) \rightarrow f; \bar{f}$ . The measurement of one of the rates in Eq. (95) and one of the rates in Eq. (97) is sufficient to obtain the above phase information.

Thus, assuming penguins make negligible contributions, this technique can be used to extract the CP angle  $\alpha_1$ : one must measure the decays of  $B_{\text{phys}}^0(t)$  and  $B_{\text{phys}}^0(t) \rightarrow f; \bar{f}$ . When penguins are significant these methods yield a quantity, denoted  $\alpha_{\text{eff}}$ , which differs from the true  $\alpha_1$  by an unknown amount, which we will denote as  $\frac{\delta}{2}$ . This quantity is channel-dependent because it depends on the ratio of tree-dominated to penguin-only contributions. Model-dependent calculations can be used to estimate this shift in but significant theoretical uncertainty remains. Eventually, this uncertainty may be reduced by restricting the value of the penguin terms from other measurements, for example via the SU(3) relationships discussed below. As models become better tested by a variety of measurements the uncertainties that arise due to their application may also be reduced, even without the use of such SU(3) relationships. Eventually, however, one would like to be able to use model-independent methods that take the penguin contributions into account correctly. These are discussed below.

In most cases there is in fact more than one weak-decay amplitude contributing to a decay, which can always be written as a tree-dominated plus a penguin-only term. In the channels of interest here, the weak-phase difference between these terms is  $\alpha_1$ .

For the case where  $f$  is a CP eigenstate the amplitudes for  $B \rightarrow f_{CP}$  and  $B \rightarrow \bar{f}_{CP}$  can then be written as

$$\begin{aligned} A_{f_{CP}} &= T e^{i\tau} e^{i\alpha_1} + P e^{i\beta} e^{i\alpha_1} ; \\ A_{\bar{f}_{CP}} &= T e^{-i\tau} e^{i\alpha_1} + P e^{-i\beta} e^{i\alpha_1} \end{aligned} \quad (104)$$

where  $T$ ,  $\tau$  and  $\alpha_1$  ( $P$ ,  $\beta$  and  $\alpha_1$ ) represent the magnitude, the weak phase and the strong phase of the tree-dominated (penguin-only) amplitude, respectively.

Now suppose that penguin contributions are non-negligible and that  $\tau \neq \beta$ . In this case it is clear from Eq. (104) that  $A_{f_{CP}}$  depends on a function of tree and penguin parameters, so that it no longer cleanly measures a single CKM phase. Thus the presence of significant "penguin pollution" spoils the clean extraction of the angles of the unitarity triangle from CP-violating asymmetries. In general, the presence of non-negligible penguin contributions will also lead to direct CP violation, that is,  $j_{f_{CP}} \neq 0$ . In the presence of direct CP violation, the time-dependent CP asymmetry contains a  $\cos(m_B t)$  term, the coefficient of which can also be



measured. However, this need not be the case. If the strong phases are equal,  $\delta_T = \delta_P$ , then  $\phi_{CP}$  is a pure phase (i.e.  $j_{\phi_{CP}} = 1$ ). However, this phase depends on both tree and penguin parameters, so that there is still a shift in  $\phi_1$  due to penguin contributions, even though there is no direct CP violation.

Although the above discussion has been made for the case where the final state is a CP eigenstate, it applies equally well when the final state is not a CP eigenstate (e.g.  $\pi^0 \pi^0$ ,  $a_1$ , etc.). If penguin contributions are important in decays to such final states, then the CP asymmetries alone do not cleanly probe the angles of the unitarity triangle.

In fact, present experimental information suggests that penguin pollution may well be significant in  $B^0 \rightarrow \pi^+ \pi^-$ . CLEO has observed the decay  $B^0 \rightarrow \pi^+ \pi^- K^+$ : they have  $N_K = 21.6^{+6.8}_{-6.0}$  events, which translates into a branching ratio of  $1.5 \times 10^{-5}$ . For  $B^0 \rightarrow \pi^+ \pi^-$  they have  $9.9^{+6.0}_{-5.1}$  events, leading to an upper limit of  $1.5 \times 10^{-5}$ . While one cannot draw rigorous conclusions from these data, one can still make a back-of-the-envelope estimate as follows. The quantity of interest is a  $\frac{P}{T}$ , where

$$\frac{P}{T} = \frac{A(B^0 \rightarrow \pi^+ \pi^-)_{\text{penguin}}}{A(B^0 \rightarrow \pi^+ \pi^-)_{\text{tree}}} \quad (105)$$

This ratio can be written

$$\frac{P}{T} = \frac{A(B^0 \rightarrow \pi^+ \pi^- K^+)_{\text{penguin}}}{A(B^0 \rightarrow \pi^+ \pi^- K^+)_{\text{penguin}}} \frac{P}{T} \quad (106)$$

This ratio can be estimated with the help of some assumptions. First, take the central values of the number of events at face value, so that the branching ratio for  $B^0 \rightarrow \pi^+ \pi^-$  is half that of  $B^0 \rightarrow \pi^+ \pi^- K^+$ . Second, assume that the observed events for  $B^0 \rightarrow \pi^+ \pi^- K^+$  and  $B^0 \rightarrow \pi^+ \pi^-$  are due only to the  $b \rightarrow s$  penguin and the  $b \rightarrow d$  tree amplitudes, respectively. This implies that

$$\frac{A(B^0 \rightarrow \pi^+ \pi^- K^+)_{\text{penguin}}}{T} = \frac{P}{2} \quad (107)$$

The second term in Eq. (106) is the ratio of  $b \rightarrow d$  and  $b \rightarrow s$  penguins. This can be written

$$\frac{P}{A(B^0 \rightarrow \pi^+ \pi^- K^+)_{\text{penguin}}} = \frac{V_{td}}{V_{ts}} \quad \text{an SU(3)-breaking factor} \quad (108)$$

The size of the SU(3)-breaking effects is not known. However, as a crude guess, take this factor to be roughly  $\frac{f}{f_K} \approx \frac{1}{12}$ . The ratio of CKM matrix elements is constrained to be in the range

$$0.15 \leq \frac{V_{td}}{V_{ts}} \leq 0.34 \quad (109)$$

Putting all the factors together, gives

$$0.18 \pm \frac{P}{T} \pm 0.4 \quad (110)$$

These numbers should not be taken literally, since they neglect both theoretical and experimental uncertainties other than the range of  $\frac{V_{td}}{V_{ts}}$ . However they show that the CLEO data suggests that penguins are likely to be significant in  $B^0 \rightarrow \pi^+ \pi^-$  and, by extension, in  $B^0 \rightarrow \pi^+ \pi^- a_1$ .

The tool to separate the tree and penguin contributions is isospin analysis. Isospin amplitudes  $I_{i \rightarrow f}$  can be labeled by the  $I_i$  value of the b-quark decay and by the  $I_f$  of the final state, which includes the spectator quark. The key observation is that a gluon is pure  $I = 0$ , so that the dominant gluonic  $b \rightarrow d$  penguins are pure  $I = \frac{1}{2}$ . On the other hand, the tree-level  $b \rightarrow u$  decays have both  $I = \frac{3}{2}$  and  $I = \frac{1}{2}$  components. Thus, if the  $I = \frac{3}{2}$  piece can be isolated, then the tree contribution, which contains the weak phase to be measured, is thereby isolated. Inclusion of the spectator quark then gives final isospin of 0 or 1 for the gluonic penguin contributions, but 0, 1 or 2 for the tree contributions. (Similar arguments apply to  $b \rightarrow s$  penguins and  $b \rightarrow u$  tree amplitudes.)

Isospin analysis can be used for a variety of final states:  $\pi^+ \pi^-$ ;  $\pi^+ \pi^- a_1$ ;  $\pi^+ \pi^- K$ ;  $\pi^+ \pi^- K$ ;  $\pi^+ \pi^- K$  etc. Isospin analysis for some final-state particle pairs will be discussed separately below. Table 1 lists the isospin amplitudes for all relevant channels for these states. Note that, in all cases, there is at least one isospin amplitude which can be reached only via tree diagrams:  $A_{\frac{3}{2},2}$  for  $B \rightarrow \pi^+ \pi^-$ ,  $A_{1,\frac{3}{2}}$  for  $B \rightarrow \pi^+ \pi^- K$ ,  $A_{\frac{3}{2},1}$  for  $B \rightarrow \pi^+ \pi^- \pi^0$ . Isolation of such isospin amplitudes allows the removal of penguin pollution. (Note: this statement is only true to the extent that electroweak penguins can be neglected. The effects of such contributions in the context of the various final states are discussed below.) Note also that the decay  $B \rightarrow D D$  is not included in the list. This is because both tree and penguin diagrams correspond to  $I = \frac{1}{2}$  transitions. Thus, an isospin analysis cannot be used to remove penguin pollution in this case.

#### IV - Measurement of $\sin 2\beta_1$ at B-Factory

In the B-factory, B mesons are produced from bb resonance state of  $(4S)$ , because the  $(4S)$  is the lowest bound state that can decay into two B mesons. In this system, we observe the CP violation in proper-time difference distribution. In the following subsections, first we describe the proper-time difference of two B meson decays produced from  $(4S)$ . Then we describe the overview to observe the CP violation at the B-factory. Experimental constraints and recent measurement of  $\sin 2\beta_1$  are also described.

Table 1 Isopin decomposition for  $B \rightarrow \pi\pi$ ,  $B \rightarrow \pi K$  and  $B \rightarrow \rho\pi$  in terms of the isopin amplitudes  $A_{\Delta I, I_f}$  where  $\Delta I$  and  $I_f$  are the isopin change of the transition and the final-state isopin, respectively. The CP-even part of  $B \rightarrow \pi\pi$  decays follow the same pattern as  $B \rightarrow \pi\pi$ ,  $B \rightarrow \pi K$  and  $B \rightarrow \pi K$  are analogous to  $B \rightarrow \pi K$ ;  $B \rightarrow \rho\pi$  is similar to  $B \rightarrow \pi\pi$ .

Channel	Decay Amplitudes
$\pi\pi$	$A(B^+ \rightarrow \pi^+\pi^0) = \frac{\sqrt{3}}{2}A_{3/2,2}$ $\frac{1}{\sqrt{2}}A(B^0 \rightarrow \pi^+\pi^-) = \frac{1}{\sqrt{12}}A_{3/2,2} - \sqrt{\frac{1}{6}}A_{1/2,0}$ $A(B^0 \rightarrow \pi^0\pi^0) = \frac{1}{\sqrt{3}}A_{3/2,2} + \sqrt{\frac{1}{6}}A_{1/2,0}$
$\pi K$	$A(B^+ \rightarrow \pi^0 K^+) = \frac{2}{3}A_{1,3/2} + \frac{1}{3}A_{1,1/2} - \sqrt{\frac{1}{3}}A_{0,1/2}$ $A(B^0 \rightarrow \pi^0 K^0) = \frac{2}{3}A_{1,3/2} + \frac{1}{3}A_{1,1/2} + \sqrt{\frac{1}{3}}A_{0,1/2}$ $\frac{1}{\sqrt{2}}A(B^+ \rightarrow \pi^+ K^0) = \frac{1}{3}A_{1,3/2} - \frac{1}{3}A_{1,1/2} + \sqrt{\frac{1}{3}}A_{0,1/2}$ $\frac{1}{\sqrt{2}}A(B^0 \rightarrow \pi^- K^+) = \frac{1}{3}A_{1,3/2} - \frac{1}{3}A_{1,1/2} - \sqrt{\frac{1}{3}}A_{0,1/2}$
$\rho\pi$	$A(B^+ \rightarrow \rho^+\pi^0) = \frac{1}{2}\sqrt{\frac{3}{2}}A_{3/2,2} - \frac{1}{2}\sqrt{\frac{1}{2}}A_{3/2,1} + \sqrt{\frac{1}{2}}A_{1/2,1}$ $A(B^+ \rightarrow \rho^0\pi^+) = \frac{1}{2}\sqrt{\frac{3}{2}}A_{3/2,2} + \frac{1}{2}\sqrt{\frac{1}{2}}A_{3/2,1} - \sqrt{\frac{1}{2}}A_{1/2,1}$ $A(B^0 \rightarrow \rho^+\pi^-) = \frac{1}{2}\sqrt{\frac{1}{3}}A_{3/2,2} - \frac{1}{2}A_{3/2,1} + \frac{1}{2}A_{1/2,1} - \sqrt{\frac{1}{6}}A_{1/2,0}$ $A(B^0 \rightarrow \rho^-\pi^+) = \frac{1}{2}\sqrt{\frac{1}{3}}A_{3/2,2} + \frac{1}{2}A_{3/2,1} - \frac{1}{2}A_{1/2,1} - \sqrt{\frac{1}{6}}A_{1/2,0}$ $A(B^0 \rightarrow \rho^0\pi^0) = \sqrt{\frac{1}{3}}A_{3/2,2} + \sqrt{\frac{1}{6}}A_{1/2,0}$

## 1 Proper-Time Difference

(4S) decays into a coherent  $B^0 - \bar{B}^0$  state with a C-odd configuration. Subsequently oscillations take place preserving the C-odd configuration: Bose statistics tells us that if one of the mesons is a  $B^0$  at some time, the other one cannot be  $B^0$  at that time, since the state must be odd under exchange of two mesons. Let us consider the decay rate of such pair of B mesons. We label each of the B mesons with its momentum:  $k$  or  $\bar{k}$ . Assuming  $\mathbf{p} = 0$ , a state with  $B_k$  at time  $t = t_k$  and  $B_{\bar{k}}$  at time  $t = t_{\bar{k}}$  can be expressed as

$$\begin{aligned} \mathcal{B}_k B_{\bar{k}}(t_k; t_{\bar{k}}) &= \frac{1}{\sqrt{2}} e^{-\frac{i}{2}(t_k + t_{\bar{k}})} \\ & \left[ i \sin \frac{M(t_k - t_{\bar{k}})}{2} \left( \frac{p}{q} \mathcal{B}_k^0 B_{\bar{k}}^0 - \frac{q}{p} \mathcal{B}_k^0 B_{\bar{k}}^0 \right) \right. \\ & \left. + \cos \frac{M(t_k - t_{\bar{k}})}{2} \left( \mathcal{B}_k^0 B_{\bar{k}}^0 - \mathcal{B}_{\bar{k}}^0 B_k^0 \right) \right] \end{aligned} \quad (111)$$

where  $B_k^0 (B_{\bar{k}}^0)$  denotes  $B_k (B_{\bar{k}})$  is  $B^0$  and  $B_{\bar{k}}^0 (B_k^0)$  denotes  $B_{\bar{k}} (B_k)$  is  $B^0$ . This equation is obtained from the time evolution of

$$\frac{1}{\sqrt{2}} (\mathcal{B}_k^0(t) i \mathcal{B}_{\bar{k}}^0(t) - \mathcal{B}_{\bar{k}}^0(t) i \mathcal{B}_k^0(t)) \quad (112)$$

where the state is chosen to be anti-symmetric due to the C-odd state of the system. The decay rates are computed for the case in which one of the particles decays in a "flavor-specific" way, while the other one decays in a "flavor-nonspecific" way, e.g.:

$$B^0 \rightarrow l^+ + X \quad B^0$$

$$B^0 \rightarrow l^+ + X \quad B^0$$

$$B^0 \rightarrow f_{CP} \quad B^0$$

Using the definitions of  $h(l^+ X) \mathcal{B}_k^0 = h(l^+ X) \mathcal{B}_k^0 / A_{SL}$ ,  $h(f_{CP}) \mathcal{B}_k^0 = a$ , and  $h(f_{CP}) \mathcal{B}_{\bar{k}}^0 = \bar{a} = \frac{a^*}{q}$ , the decay rates can be calculated as

$$\begin{aligned} h(l^+ X)_k; (f_{CP})_{\bar{k}} \mathcal{B}_k B_{\bar{k}}(t_k; t_{\bar{k}})^2 &= \frac{1}{4} e^{-(t_k + t_{\bar{k}})} A_{SL}^2 a^2 \bar{a}^2 \\ & [(1 + j_{CP} \bar{a}) + (1 - j_{CP} \bar{a}) \cos M(t_k - t_{\bar{k}})]^2 = (j_{CP} \sin M(t_k - t_{\bar{k}}))^2 \end{aligned} \quad (113)$$

and

$$h(\Gamma X)_{\bar{K}}; (f_{CP})_{\bar{K}} \mathcal{B}_{\bar{K}} B_{\bar{K}}(t_{\bar{K}}; t_{\bar{K}}) i^2 = \frac{1}{4} e^{-(t_{\bar{K}} + t_{\bar{K}})} \mathcal{A}_{SL} j_{\bar{K}}^2 j_{\bar{K}}^2 \frac{q^2}{p^2}$$

$$[(1 + j_{CP} j_{\bar{K}}) - (1 - j_{CP} j_{\bar{K}}) \cos M(t_{\bar{K}} - t_{\bar{K}}) + 2 = (j_{CP} \sin M(t_{\bar{K}} - t_{\bar{K}}))] \quad (114)$$

approximations of  $j_{CP} j_{\bar{K}} \approx 1$ , and  $j_{\bar{K}} \approx 1$  for  $B^0 \rightarrow J/\psi K_S$  simplify equations (113) and (114) into:

$$G_1(t_{\bar{K}}; t_{\bar{K}}) / e^{-(t_{\bar{K}} + t_{\bar{K}})} [1 - \sin 2\phi_1 \sin M(t_{\bar{K}} - t_{\bar{K}})] \quad (115)$$

where  $G_1 = h(\Gamma X)_{\bar{K}}; (f_{CP})_{\bar{K}} \mathcal{B}_{\bar{K}} B_{\bar{K}}(t_{\bar{K}}; t_{\bar{K}}) i^2$  and  $\sin 2\phi_1 = \sin 2\phi_{CP}$ .

Let  $t_{\bar{K}}$  as the time when one of two  $B$  meson decays into  $f_{CP}$  state, and  $t_{\bar{K}}$  as the time when another  $B$  meson decays in flavor-specific way, such as semileptonic decay. We label the  $B$  meson decaying into  $CP$  eigenstate as  $B_{CP}$  and the remaining  $B$  meson as  $B_{tag}$ , hereafter. A duration measurement from  $B_{tag}$  decay to  $B_{CP}$  decay, defined as  $t = t_{\bar{K}} - t_{\bar{K}}$ , provides  $\sin 2\phi_1$  instead of the measurements of  $t_{\bar{K}}$  and  $t_{\bar{K}}$ , as follows. Because we care about neither individual decay times of  $t_{\bar{K}}$  nor  $t_{\bar{K}}$ , we have to integrate equation (115) with respect to  $t_{\bar{K}}$  and  $t_{\bar{K}}$  under the constraint of  $t = t_{\bar{K}} - t_{\bar{K}}$ . Using  $t_{\bar{K}} \geq 0$  and  $t_{\bar{K}} \geq 0$ , we obtain

$$\int_0^\infty \int_0^\infty dt_{\bar{K}} dt_{\bar{K}} G_1(t_{\bar{K}}; t_{\bar{K}}) (t_{\bar{K}} - t_{\bar{K}} - t) / e^{-j t} (1 - \sin 2\phi_1 \sin M t) \quad (116)$$

It is worth mentioning what happens if we swap  $\bar{K}$  and  $\bar{K}$  in equations (113) and (114). In this case, "flavor-specific" mode is associated to  $B_{\bar{K}}$ , and "flavor-nonspecific" mode is associated to  $B_{\bar{K}}$ , and therefore the definition of  $t$  is flipped as  $t = t_{\bar{K}} - t_{\bar{K}}$ . Thus, we have exactly same functions as (113) and (114).

To summarize, in the  $CP$  odd system, if we measure the proper-time difference and if we identify the flavor of  $B_{tag}$ , we can extract  $\sin 2\phi_1$  from the  $t$  distributions.

Calculating a normalization factor for equation (116), we obtain a  $t$  distribution function as

$$f_1(t; \sin 2\phi_1) = \frac{1}{2\tau_{B^0}} e^{-\frac{j t}{\tau_{B^0}}} (1 - \sin 2\phi_1 \sin M t) \quad (117)$$

where  $\tau_{B^0} = \frac{1}{\Gamma_{B^0}}$  is a lifetime of  $B^0$  meson. In general,  $\Gamma^+$  denotes that "flavor-specific"  $B$  meson was  $B^0$  and  $\Gamma^-$  denotes that "flavor-specific"  $B$  meson was  $\bar{B}^0$ . Inputs of  $\sin 2\phi_1$ ,  $\tau_{B^0}$ , and  $M$  are 0.60, 1.548 ps, and 0.472 ps<sup>-1</sup>, respectively.

## 2. Belle Experiment

In this subsection, we give introduction of the experimental procedure to determine  $\sin 2\theta_1$  in the Belle experiment, which is the B-factory experiment at KEK.

In the KEK B-factory, a  $B\bar{B}$  meson pair is produced by a decay of  $(4S)$ , where  $(4S)$  is a  $b\bar{b}$  resonance state possessing a minimum mass to decay  $B^0\bar{B}^0$  pair. One of the  $B$  meson pair is fully reconstructed to identify its decay final state. We reconstruct  $B$  meson with  $J/\psi$  and  $K_S$  mesons.  $J/\psi$  and  $K_S$  are constructed via  $J/\psi \rightarrow l^+l^-$  ( $l = e, \mu$ ) and  $K_S \rightarrow \pi^+\pi^-$  decay, respectively. Efficient determination of the charged particles and good lepton identification capability is essential.

It is necessary to determine flavor of the associated  $B$  meson. This process is called "flavor tagging". In addition to the semileptonic decays, the presence of the following particles can be used to tag the flavor of the  $B$  mesons: secondary lepton in  $b \rightarrow c \rightarrow l^+$  decays, fast pions, which reflects the charge of virtual  $W$  in  $b \rightarrow c + W^-$ , slow pions coming from  $D$  whose charge reflects a charge of  $c$ , and kaons and  $W$  from cascade decays of  $b \rightarrow c \rightarrow s$ . When the probability to incorrectly assign the flavor of the associated  $B$  meson is  $w$ , (called wrong tag fraction), the observed  $t$  distribution becomes

$$\begin{aligned} f_1(t; \sin 2\theta_1) &= \frac{1}{2} e^{-\frac{t}{\tau_{B^0}}} \left[ (1-w) \sin 2\theta_1 \sin M t \right] \\ &\quad + \frac{1}{2} e^{-\frac{t}{\tau_{B^0}}} \left[ w \sin 2\theta_1 \sin M t \right] \\ &= \frac{1}{2} e^{-\frac{t}{\tau_{B^0}}} \left[ (1-2w) \sin 2\theta_1 \sin M t \right] \end{aligned} \quad (118)$$

Good particle identification, in particular lepton and kaon identification, is required to minimize  $w$ .

The  $t$  is obtained from the distance of two decay vertices  $B_{\text{tag}}$  and  $B_{CP}(z)$  as

$$t = \frac{z}{c(\beta_1)_B} \quad (119)$$

where  $(\beta_1)_B$  is a motion of  $B$  meson. Because the mass of  $(4S)$  is close to a sum of two  $B^0$  masses, two  $B$  mesons are produced almost at rest in the  $(4S)$  rest frame.

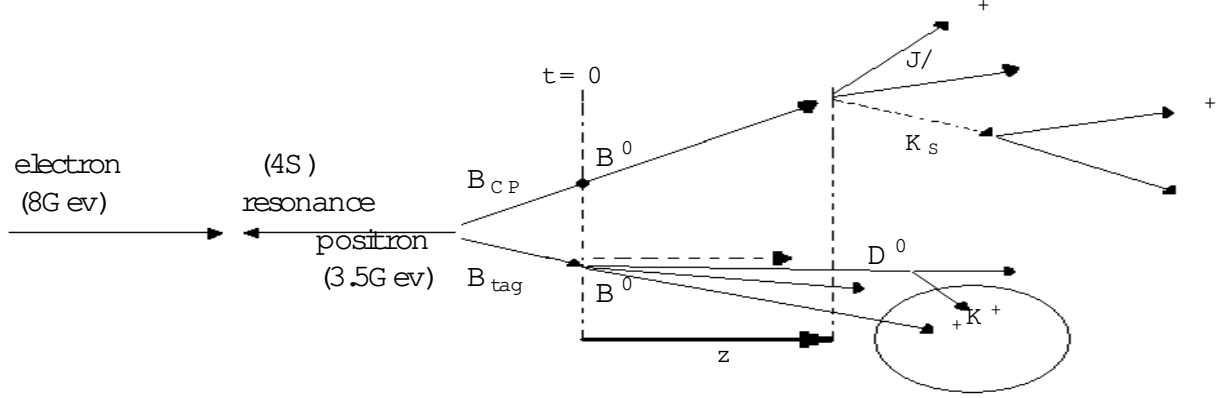


Figure 8: Schematic drawing of the vertex reconstruction of two B decay vertices. In the illustration  $B_{\text{tag}}$  and  $B_{\text{CP}}$  is assumed  $B^0$  at the decay time  $B_{\text{tag}}$  ( $t = 0$ )

Thus, we can approximately assume that  $(\gamma_1)_B$  is common for both B mesons. To make the  $z$  length sizable, we boost B meson by an asymmetric energy of the  $e^+e^-$  collider, 3.5 GeV for  $e^+$  and 8.0 GeV for  $e^-$ . The produced (4S) possesses  $(\gamma_1) = 0.425$ . Because B meson pair is produced at the rest frame of the (4S), B mesons also possess  $(\gamma_1)_B = 0.425$ . Since B meson lifetime is 1.5 – 1.7 ps, the produced B mesons run about 200 m before they decay, which are sizable length by the detector. The decay vertex of  $B_{\text{CP}}$  is reconstructed by leptons from  $J/\psi$  decay and the decay vertex of  $B_{\text{tag}}$  is reconstructed by all remaining tracks after the  $J/\psi = K_S$  reconstruction. Figure 8 shows the schematic drawing of the vertex reconstruction of two B decay vertices. As equation (73) states, accurate measurement of  $z$  is crucial issue because the integration of equation (73) with  $t$  vanishes  $\sin 2\gamma_1$ . For the precise measurement of the B decay vertex, the Belle is equipped with the silicon vertex detector.

The wrong tagging probability varies event by event according to the  $B_{\text{tag}}$  decay products. The detector response also varies event by event by multiple scattering and energy loss of the tracks, and/or resolution of each hit on the detector, and so on. To take into account the event-by-event effect, we determine  $\sin 2\gamma_1$  from the asymmetric  $t$  distribution by the unbinned-maximum-likelihood method.

### 3. Constraints on $\sin 2\gamma_1$ and Unitarity Triangle

The review of current experimental constraints is given in this subsection. Those measurements define the preferable area for  $\gamma_1$  by specifying the apex of  $(\sim; \sim)$  in figure 4 (b).

The entries in the first two rows of the CKM matrix are accessible in so-called direct (tree-level) processes, i.e. in weak decays of hadrons containing the corresponding quarks.  $|V_{ud}|$  and  $|V_{us}|$  are known to an accuracy of better than 1%,  $|V_{cb}|$  is known to 5% and  $|V_{cd}|$  and  $|V_{cs}|$  are known to about 10-20%. Hence, the two Wolfenstein parameters  $\lambda$  and  $A$  are rather well determined experimentally:

$$|V_{us}| = 0.2205 \pm 0.0018; \quad A = \frac{V_{cb}}{V_{us}^2} = 0.80 \pm 0.04$$

On the other hand,  $|V_{ub}|$  has an uncertainty of 30%, and the same is true for  $|V_{td}|$  which is obtained from  $B^0 - \bar{B}^0$  mixing. This implies rather significant uncertainty in  $\lambda$  and  $A$ . A more precise determination of these parameters will be done by the B-factory experiments.

To determine the shape of the triangle, one can aim for measurements of the two sides and three angles. So far, experimental information is available only on the sides of the triangle. Using the Wolfenstein parameterization and equation (18), the two sides of the unitarity triangle are expressed as

$$R_b = |V_{ub}/V_{cb}| = \frac{1}{\lambda} \left( 1 - \frac{\lambda^2}{2} \right) \frac{|V_{ub}|}{|V_{cb}|} \quad (120)$$

$$R_t = |V_{td}/V_{tb}| = \frac{1}{A} \frac{|V_{td}|}{|V_{tb}|} \quad (121)$$

$|V_{td}V_{tb}|$  is accessible through  $B^0 - \bar{B}^0$  mixing by the measurement of mass difference,  $\Delta M$ . The theoretical prediction by the Standard Model is [13]

$$|V_{td}V_{tb}| = \frac{6^2 M}{G_F^2 m_W^2 n_{QCD}^{tt} B_{B_d} f_{B_d}^2 m_{B_d} S\left(\frac{m_t}{m_W}\right)} \quad (122)$$

where  $n_{QCD}^{tt}$  is known as QCD correction factor measured to be  $n_{QCD}^{tt} = 0.55 \pm 0.01$  [14], and  $S\left(\frac{m_t}{m_W}\right)$  is a function of the top quark mass. The product,  $B_{B_d} f_{B_d}^2$ , parameterizes the hadronic matrix element of a local four-quark operator between  $B_d$  meson states. Another way to improve the determination of  $R_t$  is through a measurement of  $B_S^0 - \bar{B}_S^0$  mixing,

$$R_t^2 = \frac{f_{B_S}^2 B_{B_S}}{f_{B_d}^2 B_{B_d}} \frac{m_{B_S}}{m_{B_d}} \frac{M_{B_S}}{M} \frac{1}{2} (1 - 2\lambda) \quad (123)$$

The advantage of this way to the one from  $\Delta M$  alone is that the elimination of dependence of  $m_t$  and the ratio of  $\frac{f_{B_S}}{f_{B_d}}$  can be more precisely determined than each decay constant itself. Presently only a lower limit on  $M_{B_S}$  is obtained, and thus it gives upper limit of  $R_t$ .



Another constraint is given by  $K^0 - \bar{K}^0$  mixing parameter  $\epsilon_K$ . The constraint arising in the  $\sin 2\beta_1$  plane forms hyperbola, depending on a hadronic parameter  $R_K$ .

The preferred region for  $\beta_1$  is

$$0.47 < \sin 2\beta_1 < 0.89$$

at 95% confidence level [15], or  $\sin 2\beta_1 = 0.70 \pm 0.07$  at 68% confidence level [16].

#### 4. Previous Measurements of $\sin 2\beta_1$

The first direct measurement of  $\sin 2\beta_1$  was presented by the OPAL collaboration in 1998. They selected 24 candidates of  $B^0 \rightarrow J/\psi K_S$  decay with a purity of 60% from  $4.4 \times 10^6$  hadronic  $Z^0$  decays. They obtained [17]

$$\sin 2\beta_1 (\text{OPAL}) = 3.2^{+1.8}_{-2.0} (\text{stat}) \pm 0.5 (\text{syst})$$

The ALEPH collaboration recorded 23 candidates of  $B^0 \rightarrow J/\psi K_S$  from  $4.2 \times 10^6$  hadronic  $Z^0$  decays with estimated purity of 71%. The result was [18]

$$\sin 2\beta_1 (\text{ALEPH}) = 0.84^{+0.82}_{-1.04} (\text{stat}) \pm 0.16 (\text{syst})$$

The CDF collaboration also reported  $\sin 2\beta_1$  value. In  $110 \text{ pb}^{-1}$  of proton antiproton collision at  $\sqrt{s} = 1.8 \text{ TeV}$ , they accumulated 395  $\pm 31$  events of  $B^0 \rightarrow J/\psi K_S$  candidates, with a signal-to-noise ratio  $\frac{S}{N}$  of 0.7. Their conclusion was [19]

$$\sin 2\beta_1 (\text{CDF}) = 0.79^{+0.41}_{-0.44} (\text{stat} + \text{syst})$$

Recently the CDF collaboration updated their result with improvement of analysis technique [20]. The result is:  $\sin 2\beta_1 (\text{CDF}) = 0.91 \pm 0.32 (\text{stat}) \pm \dots (\text{syst})$ , but this is still preliminary.

#### Conclusion

The violation of CP symmetry enables physicists to make an absolute distinction between matter and antimatter. The distinction between matter and antimatter may have profound implications for cosmology. One of the unsolved theoretical questions in physics is why the universe is made chiefly of matter. With a series of debatable but plausible assumptions, it can be demonstrated that the observed matter-antimatter ratio may have been produced by the occurrence of

CP violation in the first seconds after the "Big Bang", the violent explosion that is thought to have resulted in the formation of the universe. In the Standard Model it turns out that there is only one way to introduce a parameter that gives CP violation. The observed CP violation in K decay then leads to predicted relationships between a number of CP violating effects in B meson decays. A primary purpose of the B Factory at KEKB is to look for these effects and study whether or not they fit the pattern predicted by the Standard Model. KEK physics predicts the observation of CP violation in B-meson system. Most physicists hope that they do not because this will then give some clues to the nature of physics beyond the Standard Model.

#### References:

- [1] C.S.Wu, E.Ambler, R.W.Hayward, D.D.Hoppes and R.P.Hudson, PhysRev: 105 1413 (1957).
- [2] L.Wolfenstein, PhysRevLett: 13, 362 (1964).
- [3] S.Bennet et al., PhysRevLett: 19 993 (1967).
- [4] M.GellMann, PhysLett: 8 214 (1964).
- [5] M.Kobayashi and T.Maskawa, ProgTheorPhys: 49, 652 (1973).
- [6] N.Cabibbo, PhysRevLett: 10 531 (1963).
- [7] S.L.Glashow, J.Iliopoulos and L.Maiani, PhysRevD 2 1585 (1970).
- [8] L.H.Christenson, J.W.Cronin, V.L.Fitch, and R.Turlay, PhysRevLett: 13 138 (1964)
- [9] L.Wolfenstein in PhysRevLett: 51, 1945 (1983).
- [10] A.J.Buras, M.E.Lautenbacher and G.Ostermair, PhysRevD 50, 3433 (1994).
- [11] C.D.Dib et al.. PhysRevD 41, 1522 (1990).
- [12] T.Inami and C.S.Lin, ProgTheorPhys: 65 297 (1981) [Erratum -ibid. 65 1772 (1981)]; F.J.Gilman and M.B.Wise, PhysRevD 27, 1128 (1983); A.J.Buras, M.Jamin and P.H.Wisz, NuclPhysB 347 491 (1990).

- [13] J.S. Hagelin, *Nucl Phys:B* 193 123 (1981).
- [14] CKM Fitter: [ckm.fitter.in2p3.fr](http://ckm.fitter.in2p3.fr) A. Hocker, H. Lacker, S. Laplace, and F. Le Diberder, *Eur Phys:J.C* 21 225 (2001).
- [15] M. Ciuchini et al, *JHEP* 0107 013 (2001) [[arXiv:hep-ph/0012308](http://arXiv:hep-ph/0012308)].
- [16] H. Hirano et al, *Nucl:Instrum Meth:A* 455 259 (2000).
- [17] R. Barate et al, [ALEPH Collaboration], *Phys Lett:B* 492 259 (2000).
- [18] T. A. Odler et al, [CDF Collaboration], *Phys Rev:D* 61, 072005 (2000).
- [19] V. Papadimitriou, The Fifth KEK Topical Conference, (2001).
- [20] G. A. Monti et al, [BELLE Collaboration], *Nucl:Instrum Meth:A* 453 71 (2001).
- [21] A. B. Carter and A. I. Sanda, *Phys Rev Lett:* 45,952 (1980); *Phys Rev:D* 23, 1567 (1981).
- [22] I.I. Bigg and A. I. Sanda, *Nucl Phys:B* 193,85 (1981); *Nucl Phys:B* 281, 41 (1987).
- [23] I. Duneitz and J. Rosner, *Phys Rev:D* 34, 1404 (1986).
- [24] L.S. Littenberg *Phys Rev:D* 39, 3322 (1989).
- [25] G. Buchalla and A. J. Buras, *Nucl Phys:B* 400, 225 (1993); A. J. Buras *Phys Lett:B* 333, 476 (1994).
- [26] Y. Grossman and Y. Nir, *Phys Lett:B* 398, 163 (1997).
- [27] M. Gronau and D. London, *Phys Rev Lett:* 65, 3381 (1990).
- [28] Y. Nir and H. R. Quinn, *Phys Rev Lett:* 67, 541 (1991).
- [29] H. J. Lipkin et al. *Phys Rev:D* 44, 1454 (1991).
- [30] I. Duneitz et al. *Phys Rev:D* 43, 2193 (1991).

- [B1] I.I. Bigi et al.. in *CP violation*, ed. C . Jarlskog, W orld Science Singapore (1992).
- [B2] M . Bander, S. Silverman and A . Soni *PhysRevLett*: 43, 242 (1979).
- [B3] R . Fleischer, *Z . Phys. C* 341, 205 (1995); A J. Buras R . Fleischer, *PhysRevLett*: B 336, 471 (1994).
- [B4] R . Fleischer *Z . Phys. C* 62, 81 (1994); N G . Deshpande and X -G . He, *PhysRevLett*: 80, 3456 (1998).
- [B5] R . Fleischer, *Int. J. Mod. Phys. A* 12, 2459 (1997).
- [B6] R . Godang et al.. (CLEO Collaboration), *PhysRevLett*: 78, 3257 (1997).
- [B7] C O . Dib, D London and Y . Nir, *Int. J. Mod. Phys. A* 6, 1253 (1991); M Gronau and D London, *PhysRevD* 55, 2845 (1997); Y . Grossman, Y . Nir and R . Rattazzi, (1997) hep-ph/9701231, to appear in *Heavy Flavours II*, eds. A J. Buras and M . Lindner, *Advanced Series on Direction in High Energy Physics*, W orld. Scientific Publishing, Singapore.
- [B8] Y . Grossman and M . W orah, *PhysRevLett*: B 395, 241 (1997).