

Can the Majorana phases are restricted ?

K. MATSUDA and T. FUKUYAMA

Department of Physics, Ritsumeikan University, Kusatsu, Shiga, 525-8577 Japan

H. NISHIURA

Department of General Education, Junior College of Osaka Institute of Technology,

Asahi-ku, Osaka, 535-8585 Japan

(February 27, 2003)

Abstract

We reanalyze the constraints in neutrino masses and MNS lepton mixing parameters using the new data from the terrestrial (KamLAND) and astrophysical (WMAP) observations together with the HEIDELBERG-MOSCOW double beta decay experiment. It leads us to the almost degenerate or inverse hierarchy neutrino mass scenario. We discuss the possibility of getting the bound for the Majorana CP violating phase.

PACS number(s): 14.60.Pq, 23.40.-s

Recently the two important experimental results on neutrino physics have been successively released. One comes from the KamLAND [1] and the other does from the WMAP [2]. In this letter, by using these values together with Heiderberg-Moscow result [3], we constrain one of the two Majorana phases in the framework of our treatment [4]. The other Majorana phase cannot be restricted because of the smallness of U_{e3} . We use the following experimental values.

(1) Heiderberg-Moscow result on the averaged neutrino mass [3]

$$\begin{aligned}\langle m_\nu \rangle &= 0.39 \text{ [eV]} \text{ (best fit)} \\ &= 0.11 - 0.56 \text{ [eV]} \text{ (95\%CL)}.\end{aligned}\tag{1}$$

(2) WMAP result on the neutrino masses [2]

$$\sum_{i=1}^3 m_i < 0.70 \text{ [eV]} \text{ (95\%CL)}.\tag{2}$$

(3) Solar neutrino & KamLAND (l-LMA solution) [5]

$$\begin{aligned}\sin^2 2\theta_{12} &= 0.82 \text{ (best fit)}, \\ &= 0.70 - 0.96 \text{ (95\%CL)}.\end{aligned}\tag{3}$$

(4) CHOOZ [8]

$$\sin^2 \theta_{13} < 0.03 \text{ (90\%CL)}.\tag{4}$$

The differences of the squared masses $\Delta m_{ij}^2 \equiv |m_j^2 - m_i^2|$ measured by neutrino oscillation experiments are not sensitive to our phase analysis. Therefore we only use these best fit values.

$$\begin{aligned}\Delta m_{12}^2 &= 7.32 \times 10^{-5} \text{ [eV]}^2 \text{ (l-LMA)}, \\ \text{and } \Delta m_{23}^2 &= 2.5 \times 10^{-3} \text{ [eV]}^2 \text{ (Atmospheric } \nu \text{ exp. [6])}\end{aligned}\tag{5}$$

Moreover, we estimate very roughly the errors of $\langle m \rangle$, $\sum_{i=1}^3 m_i$, $\sin^2 2\theta_{12}$ and suppose the experimental data are distributed as a normal (Gaussian) distribution around the best fit.

($1\sigma = 68.3\%$ CL, $1.65\sigma = 90.0\%$ CL, $1.96\sigma = 95.0\%$ CL) Namely, we use the following values.

$$\langle m_\nu \rangle = 0.39 \pm (0.39 - 0.11) \times \frac{1.65}{1.96} = 0.39 \pm 0.24 \text{ (90\%CL)}, \quad (6)$$

$$\sum_{i=1}^3 m_i < 0.00 - (0.00 - 0.70) \times \frac{1.65}{1.96} = 0.59 \text{ (90\%CL)}, \quad (7)$$

$$\sum_{i=1}^3 m_i < 0.00 - (0.00 - 0.70) \times \frac{1.28}{1.96} = 0.46 \text{ (80\%CL)}, \quad (8)$$

$$\sin^2 2\theta_{12} = 0.82 \pm (0.82 - 0.70) \times \frac{1.65}{1.96} = 0.82 \pm 0.11 \text{ (90\%CL)}. \quad (9)$$

Maki-Nakagawa-Sakata (MNS) mixing matrix U takes the following form in the standard representation:

$$U = \begin{pmatrix} c_1 c_3 & s_1 c_3 e^{i\beta} & s_3 e^{i(\rho-\phi)} \\ (-s_1 c_2 - c_1 s_2 s_3 e^{i\phi}) e^{-i\beta} & c_1 c_2 - s_1 s_2 s_3 e^{i\phi} & s_2 c_3 e^{i(\rho-\beta)} \\ (s_1 s_2 - c_1 c_2 s_3 e^{i\phi}) e^{-i\rho} & (-c_1 s_2 - s_1 c_2 s_3 e^{i\phi}) e^{-i(\rho-\beta)} & c_2 c_3 \end{pmatrix}. \quad (10)$$

Here $c_j = \cos \theta_j$, $s_j = \sin \theta_j$ ($\theta_1 = \theta_{12}$, $\theta_2 = \theta_{23}$, $\theta_3 = \theta_{31}$) [7]. Note that, for Majorana particles, there appear three CP violating phases, the Dirac phase ϕ and the Majorana phases β , ρ . Irrespectively of the CP violating phases we have the inequality [4] on the averaged mass,

$$\langle m_\nu \rangle \equiv \left| \sum_{j=1}^3 U_{ej}^2 m_j \right| \quad (11)$$

$$< |U_{e1}|^2 m_1 + |U_{e2}|^2 \sqrt{m_1^2 + \Delta m_{12}^2} + |U_{e3}|^2 \sqrt{m_1^2 + \Delta m_{12}^2 + \Delta m_{23}^2}. \quad (12)$$

Here we have used the constraint from the oscillation experiments of CHOOZ [8] and SuperKamiokande [9]. It is apparent from Eqs.(1), (2), and (3) that the normal hierarchy, $m_1 \lesssim m_2 \ll m_3$, is forbidden. We know that the inverse hierarchy is disfavored by the observation of Supernova 1987A [10] and by the realistic GUT model [11]. However we have no way of distinguishing between the almost degenerate and inverse hierarchy neutrino mass scenarios based on Eq.(1) at this stage, because $|U_{e1}|^2 m_1 + |U_{e2}|^2 \sqrt{m_1^2 + \Delta m_{12}^2} \gg |U_{e3}|^2 \sqrt{m_1^2 + \Delta m_{12}^2 + \Delta m_{23}^2}$. Keeping these in mind, we adopt that the neutrino masses are almost degenerate and

$$\langle m_\nu \rangle \simeq m ||U_{e1}|^2 + |U_{e2}|^2 e^{2i\beta}|, \quad (13)$$

with $m \equiv m_1 \simeq m_2$. Since Eq.(4), $\sin^2 2\theta_{12}$ becomes $4|U_{e2}|^2(1 - |U_{e2}|^2)$ and Eq.(13) is rewritten as

$$\sin^2 \beta = \frac{1}{\sin^2 2\theta_{12}} \left(1 - \frac{\langle m_\nu \rangle^2}{m^2} \right). \quad (14)$$

Eq.(14) gives

$$\sin^2 \beta \leq \frac{1}{(\sin^2 2\theta_{12})} \left(1 - \frac{\langle m_\nu \rangle^2}{m_{\max}^2} \right). \quad (15)$$

Here we have denoted the experimental upper limits of m obtained from Eq.(2) as m_{\max} . Let us superimpose the constraints of the other experimental bounds of Eqs. (1) and (3) on this inequality in Fig.1 where χ^2 defined as

$$\chi^2(\sin^2 2\theta_{12}, \langle m \rangle) \equiv 3.84 \left(\frac{\sin^2 2\theta_{12} - 0.82}{0.70 - 0.82} \right)^2 + 3.84 \left(\frac{\langle m \rangle - 0.39}{0.11 - 0.39} \right)^2, \quad (16)$$

In another respect, Eq.(14) gives the upper limit of $\sin^2 \beta$ as

$$\sin^2 \beta \leq \frac{1}{(\sin^2 2\theta_{12})_{\min}} \left(1 - \frac{\langle m_\nu \rangle_{\min}^2}{m^2} \right) \quad (17)$$

in the confined region $\chi((\sin^2 2\theta_{12})_{\min}, \langle m \rangle_{\min}) < 3.22, 4.61$ and 5.99 . Then we obtain the allowed region in the $\sin^2 \beta - m$ plane in Fig.2. By combining this with the WMAP experiments, we have the meaningful constraint on the Majorana phase β with $\lesssim 90\%$ C.L. for LMA-MSW solution. Namely, we have

$$\sin^2 \beta \lesssim 0.24 \quad (18)$$

at 80 %C.L. And we obtain the lower limits of neutrino mass at the respctive C.L.

The reliability of the HEIDELBERG-MOSCOW $(\beta\beta)_{0\nu}$ experimental results will be checked by other near future $(\beta\beta)_{0\nu}$ experiments and the one of two Majorana phases will be understood more precisely. However, it will be difficult to measure the angle of other one. Finally, we must note the near future 3H beta decay experiments, KATRIN [12]. After three years of measuring time, this upper limit will be improved to

$$m \lesssim 0.35[\text{eV}] \text{ (90\%CL)}. \quad (19)$$

It will be very useful to get more detailed information about the Majorana phases and to check the mutual consistencies among many parameters [13].

We are grateful to express our sincere thanks to O. Yasuda for the useful comments on error analysis.

REFERENCES

- [1] K.Eguchi et al., KamLAND collaboration, hep-ex/0212021.
- [2] WMAP collaboration (NASA),
http://map.gsfc.nasa.gov/m_ig/outreach_images/Parameters2_m.jpg
- [3] H.V. Klapdor-Kleingrothaus, A. Dietz, H.L. Harney, and I.V. Krivosheina, Mod. Phys. Lett. **A16**, 2409 (2001).
- [4] K.Matsuda, T.Kikuchi, T.Fukuyama, and H. Nishiura, Mod. Phys. Lett. **A17**, 2597 (2002).
- [5] P.C. de Holanda and A.Yu. Smirnov, hep-ph/0212270.
- [6] M. Shiozawa, talk at Neutrino 2002 ([http:// neutrino.t30.physik.tu-muenchen.de/](http://neutrino.t30.physik.tu-muenchen.de/))
- [7] S.M. Bilenky, J. Hosek, and S.T. Petcov, Phys. Lett. **94B**, 495 (1980); J. Schechter and J.W.F. Valle, Phys. Rev. **D22**, 2227 (1980); M. Doi, T. Kotani, H. Nishiura, K. Okuda, and E. Takasugi, Phys. Lett. **102B**, 323 (1981); A. Barroso and J. Maalampi, Phys. Lett. **132B**, 355 (1983).
- [8] M. Apollonio et al., Phys. Lett. **B420**, 397 (1998).
- [9] T. Kajita, talk presented at Neutrino '98, Takayama, Japan, June 1998; H. Sobel, talk presented at Neutrino 2000, Sudbury, Canada, June 2000; Y. Fukuda et al., Phys. Rev. Lett. **81**, 1158 (1998); Phys. Rev. Lett. **81**, 1562 (1998); Phys. Lett. **B433**, 9 (1998); Phys. Rev. Lett. **85**, 3999 (2000); Phys. Rev. Lett. **86**, 5656 (2001); Q.R. Ahmad, *et al.*, Phys. Rev. **87**, 071301 (2001).
- [10] H. Minakata and H. Nunokawa, Phys. Lett. **B504**, 301 (2001).
- [11] T. Fukuyama and N. Okada, JHEP 0211, 011 (2002); K. Matsuda, Y. Koide, T. Fukuyama, and H. Nishiura, Phys. Rev. **D65**, 033008 (2002); Erratum-ibid. **D65**, 079904 (2002); K. Matsuda, Y. Koide, and T. Fukuyama, Phys. Rev. **D64**, 053015

(2001).

[12] A. Osipowicz et al., hep-ex/0109033.

[13] K. Matsuda, N. Takeda, T. Fukuyama, and H. Nishiura, Phys. Rev. **D64**, 013001 (2001).

FIGURES

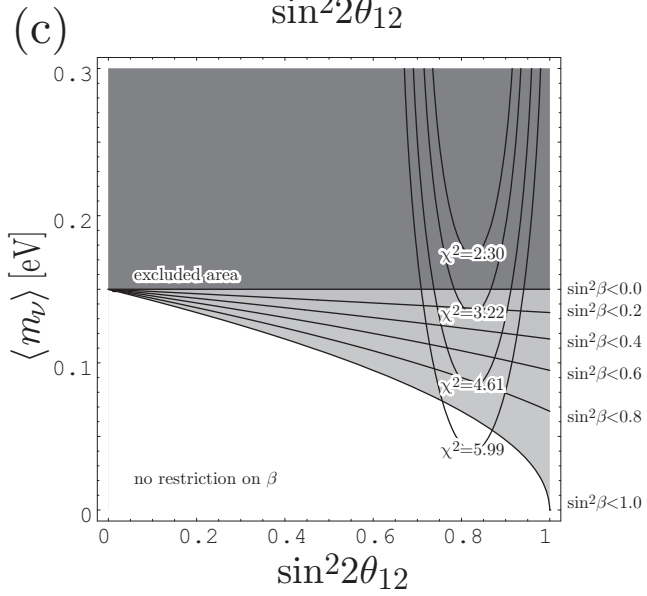
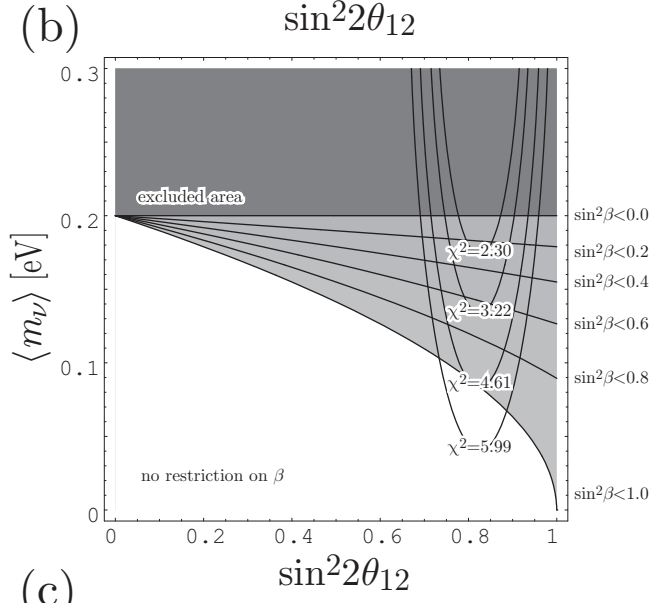
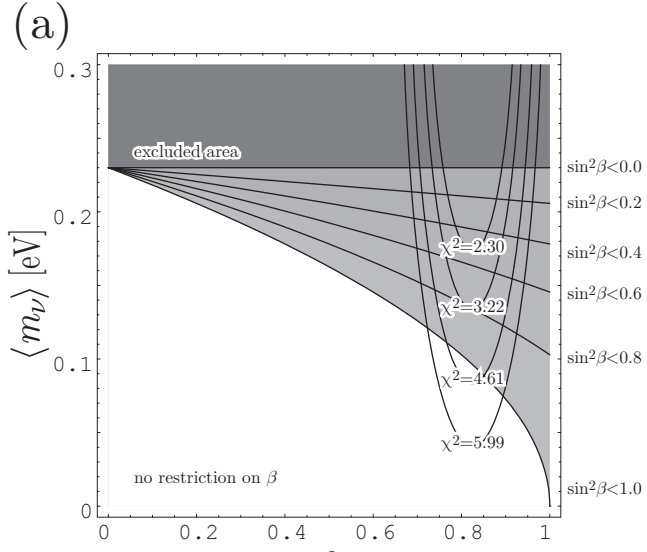


FIG. 1. The possible upper bounds for $\sin^2 \beta$ on the $\sin^2 2\theta_{12} - \langle m \rangle$ plane. Figs (a), (b) and (c) show the cases $\sum_{i=1}^3 m_i < 0.70$ (95%C.L.), 0.59 (90% C.L.) and 0.46 (80%C.L.), respectively. The contour lines of χ^2 indicate the allowed regions from Eqs. (1) and (2) where $\chi^2=2.30, 3.22, 4.61$ and 5.99 are taken for $1\sigma, 80\%, 90\%$ and 95% C.L.

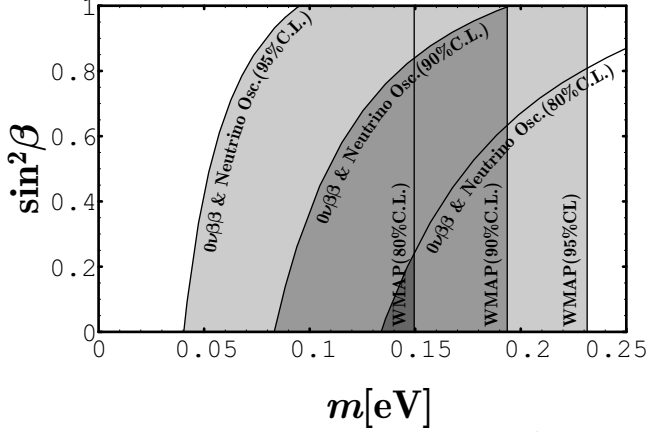


FIG. 2. The allowed region in the $m - \sin^2 \beta$ plane. Light, medium, dark shaded regions are allowed with 95% C.L., 90% C.L., 80% C.L., respectively. Thus $\sin^2 \beta$ has the upper limit with C.L. smaller than 90 %.