

Bouncing Neutrons and the Neutron Centrifuge

P. J. S. Watson

*

*Physics Dept., Carleton University,
Ottawa, Canada, K1S 5B6
(Dated: October 30, 2018)*

The recent observation of the quantum state of the neutron bouncing freely under gravity allows some novel experiments. A method of purifying the ground state is given, and possible applications to the measurement of the electric dipole moment of the neutron and the short distance behaviour of gravity are discussed.

PACS numbers: 03.65-w, 13.40-f, 04.80-Cc

I. INTRODUCTION:

In an elegant experiment, Nesvizhevsky et al [1] [2] have observed the quantum states of a neutron bouncing freely under gravity. Their experiment shows that the state exists with approximately the predicted properties by observing its extinction by lowering a neutron absorber. In this paper, we discuss a method for purifying the ground state and then discuss experiments to exploit it.

Ultracold neutron (UCN) technology [3] has been around for many years, and it is exploited in the latest EDM experiments [4]. This relies on the observation that (for example) beryllium metal totally reflects neutrons at a temperature of below 100 K. This implies the existence of the quantum state; that of a neutron bouncing freely under gravity. Although the idea is a fairly obvious one, and the theory is very old [5], [6], it appears that no attempts were made to observe it until recently. It seems possible that if the ground state of the system could be isolated, there are several experiments which could be performed

In the next section we show that a simple device based on a classical centrifuge could be used to purify the ground state. We then show that the lifetime of the state is expected to be long. We then consider two possible applications to fundamental physics. Firstly, it is well-known that the breakdown of CP invariance and hence T invariance in fundamental interactions implies the existence of an electric dipole moment (EDM) for the neutron. Predictions of the magnitude vary from 10^{-25} e-cm down to 10^{-35} e-cm, while the current limit is 0.5×10^{-25} e cm. Obviously it is of considerable interest to lower this, since it restricts possible extensions of the standard model considerably. Finally we investigate the possibility of using the system to test for extra gravitational interactions at very short range.

II. THE BOUNCING NEUTRON

In this section we review the theory for the one-dimensional case. The bounce eigenfunctions $Z_n(z)$ are defined by the Schrodinger equation which describes the neutron under gravity is

$$-\frac{\hbar^2}{2m} \frac{d^2}{dz^2} Z(z) + (\sigma z - E) Z(z) = 0, \quad \sigma = mg \quad (1)$$

This can be converted to a dimensionless form via the substitution

$$y = \beta z - y_n, \quad \beta = \left(\frac{2m\sigma}{\hbar^2} \right)^{1/3} \quad (2)$$

The boundary condition for a totally reflecting "ground" is that the wave-function vanishes at $z = 0$. This gives

$$\frac{d^2}{dy^2} Z_n(y) + (y - y_n) Z_n(y) = 0 \quad (3)$$

with

$$Z_n(-y_n) = 0 \quad (4)$$

As is well known, this is the equation for the Airy function, and hence y_n is the n -th zero of the function. This gives rise to an energy E_n and a "bounce height" z_n

$$E_n = \frac{\hbar^2 \beta^2}{2m} y_n, \quad z_n = \frac{y_n}{\beta} \quad (5)$$

For the neutron, the ground state parameters are $E_0 = 1.407 \text{ peV}$ and $z_0 = 13.7 \mu$ (these results differ slightly from those quoted in [2]. The latter number implies that one could build a macroscopic apparatus sensitive to the parameters of a quantum state. The usual method of looking for bound states, by measuring the spectrum of emitted photons, is not available. The frequency for the 1-photon transition between the first excited and the ground state is 254 Hz [12] and one can estimate the radiative lifetime of the first excited state to be much larger than the Hubble time!

*Also at Department of Theoretical Physics, University of Oxford;
Electronic address: watson@physics.carleton.ca

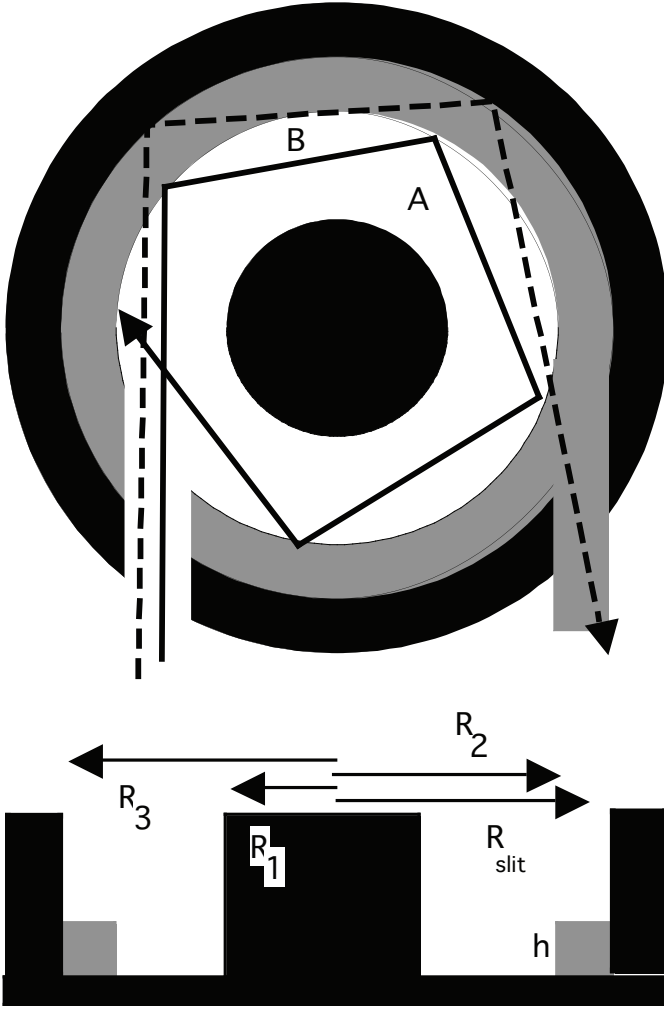


FIG. 1: The neutron centrifuge. A shows a classically confined orbit, B shows a higher energy one that escapes.

III. THE NEUTRON CENTRIFUGE

The basic concept is shown in Fig 1 UCN's are injected into the centre of the apparatus. The height of the step h is adjusted so that the lowest energy bounce states will be trapped in the middle of the apparatus while the higher energy ones will bounce over the step and will be centrifuged out. It is obvious that this will work classically: it is less obvious that it will work quantum-mechanically. In order to investigate this, we need to solve the 3-D Schrodinger equation which describes the neutron:

$$-\frac{\hbar^2}{2m}\nabla^2\Psi(\vec{r}) + (\sigma z - E)\Psi(\vec{r}) = 0, \quad \sigma = mg \quad (6)$$

In the case where the step-height $h = 0$, the wave function $\Psi_m(r, z, \phi)$ can be separated to give

$$\Psi_{k\ln}(r, z, \phi) = f_{lk}(r) Z_n(z) e^{il\phi} \quad (7)$$

We now want to use these as the basis functions for the problem with a step. The step is defined in general

via a function $H(r)$: in this case

$$H(r) = 0 \quad r < R_1 \quad H(r) = h \quad r \geq R_1 \quad (8)$$

We can then define the new wave function as

$$\Phi_m(r, z, \phi) = \sum a_{k\ln}^m(r, z) \Psi_{k\ln}(r, z, \phi) \quad (9)$$

The solution of this problem is shown in the appendix.

To simulate the passage of a large number of neutrons through the centrifuge, we first choose a random superposition of the $\Phi_m(r, z)$.

$$\Theta_0(r, z) = \sum b_m^0 \Phi_m(r, z) \quad (10)$$

After passing once through the centrifuge, all components of the wave function lying beyond $r = R_s$ are eliminated, so we find a new wave function

$$\Theta_i(r, z) = \sum b_m^i \Phi_m(r, z) \quad (11)$$

where

$$b_m^i = \sum d_{mm'} b_{m'}^{i-1} \quad (12)$$

and

$$d_{mm'} = \int \Phi_m(r, z) \Phi_{m'}(r, z) \theta(R_s - r) r dr dz \quad (13)$$

Note that the $d_{mm'}$ only depend on the eigenfunctions, so it acts as a transfer matrix. The phases of the b_m^i are randomized for each pass round the centrifuge. Strictly speaking, this is not adequate: instead we should form wave-packets and project out a superposition of the radial and bounce states. However, the process we have defined here is essentially equivalent.

To obtain actual results, we must choose a set of parameters. We use $R_1 = 10\mu$, $R_2 = 20\mu$, $R_3 = 35\mu$, $R_{slit} = 30\mu$ and $h = 17\mu$: these are fairly arbitrary, with the exception of h which must lie between the bounce heights for the ground and first excited states. The set of basis functions includes 12 bounce states and 6 radial states, for a total of 72: again this is not a critical parameter.

The process is very efficient: in fig 2 we show the initial probability $P_0(r, z) = |\Theta_0(r, z)|^2$. In fig 3 we show the corresponding probability $P_{100}(r, z)$ after 100 passes. Obviously the wave function is very strongly concentrated in the central region, and corresponds on the lowest bounce states ($n = 1$). It is not straightforward to quantify this further, since our actual wavefunctions are a mixture of various bounce and radial states. However, it is possible to find the mean height after each passage through the apparatus, and compare this to the mean height of the lowest bounce state, which turns out to be 9.6μ . This is shown in fig 4 where we plot the mean

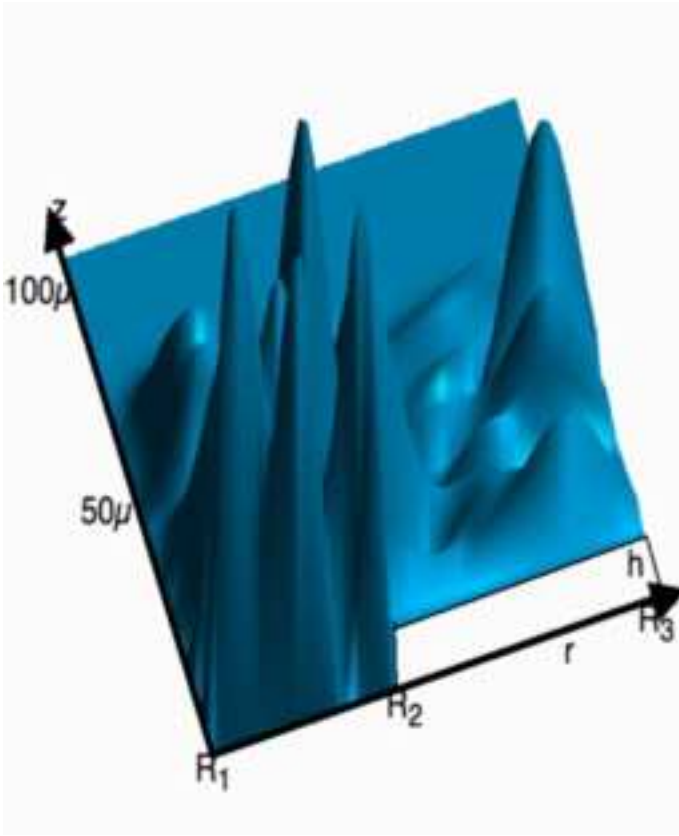


FIG. 2: initial probability distribution

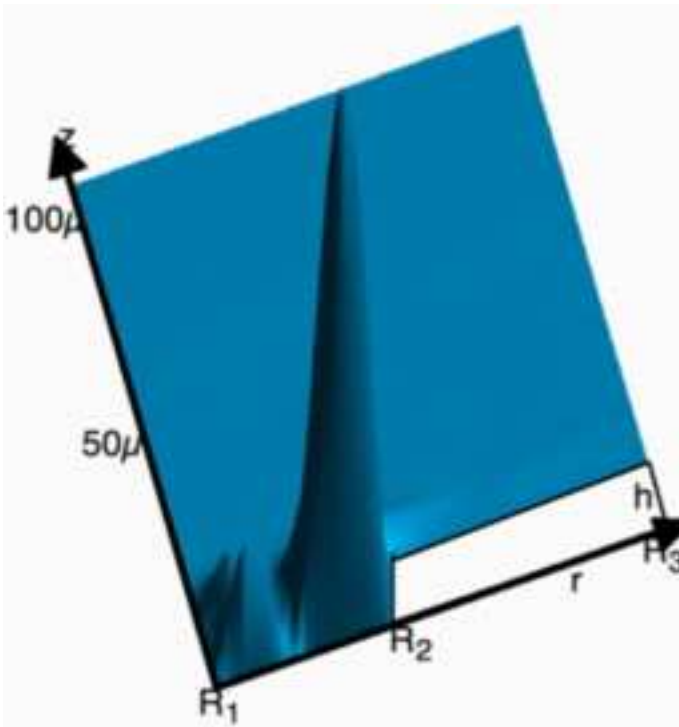


FIG. 3: Probability distribution after 100 passes

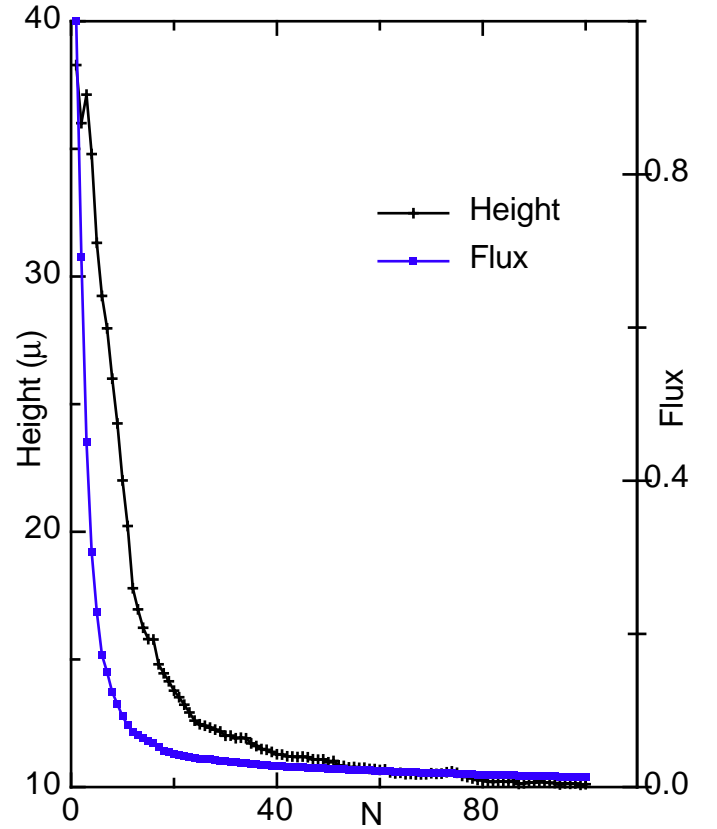


FIG. 4: Mean Height of state as a function of the number of bounces

height as a function of the number of passes. These results are for $l = 1$: they are in fact more dramatic for larger l , as intuition would suggest.

We conclude that this entirely passive device will perform a very effective job of separating the lowest bounce state. Two points should be noted, however. In practice we will not know if there is a neutron in the device. Secondly the step effectively mixes bounce and radial states and their energies, so that (e.g) each bounce state would be spread over a number of radial states. Careful adjustment of the radial parameters can minimize this.

IV. FINITE PENETRATION EFFECTS

We have assumed above that the neutron is perfectly reflected. In fact this is not correct: the potential barrier at the metal has a finite height, given by the Fermi quasi-potential [3]), which allows the wave-function to penetrate into the surface[13]. This has two effects: firstly the calculated energies and bounce heights will not be correct. Secondly the penetration of the neutron allows it to be either absorbed or scattered inelastically by phonons: obviously either of these would destroy the state. Hence even the ground state would be expected to have a finite lifetime: if the lifetime is shorter than the neutron life-

time, it would seriously affect any potential experiments, so it is important to estimate it.

Provided that the penetration depth is small, we can estimate these effects by perturbation theory. The potential inside the metal is

$$\delta V = \delta V_R + i\delta V_i \quad (14)$$

where

$$\delta V_R = 252 \text{ neV}, \delta V_i = 1.26 \text{ peV} \quad (15)$$

are the values appropriate for Be [3]: other choices of material do not significantly affect the argument. The wave function for the n 'th excited state inside the surface is given by

$$\hat{Z}_n(z) = A_n e^{\kappa_n z} \quad (z < 0) \quad (16)$$

with

$$\kappa_n = \frac{1}{\hbar} \sqrt{2m(E_b - E_n)} \quad (17)$$

where E_b is the barrier height and E_n is the energy of the n 'th level. Above the surface the wave function is given by

$$\hat{Z}_n(z) = Z_n(z + \delta z) \quad (z > 0) \quad (18)$$

so that effectively the wave function has been shifted downwards by a small penetration depth δz .

Obviously $\hat{Z}(z)$ must be continuous and differentiable at $z = 0$, giving

$$\delta z_n = \frac{1}{\kappa_n} \quad A_n = \delta z_n Z'_n(0) = \delta z_n \beta A i'(-y_n) \quad (19)$$

This gives the probability of the neutron being inside the metal

$$P_n = \int_{-\infty}^0 \left| \hat{Z}_n(z) \right|^2 dz = \frac{A_n^2}{2\kappa_n} \quad (20)$$

Provided P_n is small, the calculation is self-consistent. We find the penetration depth and the probability

$$\delta z_n \sim 0.01 \mu, P_n \sim 2 \times 10^{-9} \quad (21)$$

Both increase very slowly with n , as classical intuition would suggest. This gives a correction to the real part of the energy

$$\delta E_n = P_n E_b \sim 0.01 \text{ peV} \quad (22)$$

which is less than a 1% change. Potentially more important is the imaginary part of the potential, which gives rise to a lifetime

$$\tau_n = \frac{\hbar}{2 \int_{-\infty}^0 \left| \hat{Z}_n(z) \right|^2 \delta V_i dz} \sim 1.4 \times 10^5 \text{ s} \quad (23)$$

This is almost certainly over-optimistic, since the lifetime of higher energy UCN's is rather less than would be predicted by this method [7]. However, it does suggest that the confinement time for these states is likely to be at least comparable to the neutron lifetime of 885 s.

V. MAGNETIC DIPOLE INTERACTION AND THE EDM MEASUREMENT

To utilize this apparatus, we assume that neutrons are trapped in this lowest state with all the higher energy states centrifuged out. The first observation is that it would be very easy to produce polarized neutron states by applying a static magnetic field. The magnetic and gravitational forces on the neutron are equal for $d_{\text{mag}} \frac{dB}{dz} = mg$ or a modest $\frac{dB}{dz} = 1.7 \text{ Tm}^{-1}$. Hence by applying such a field, one spin state would have its binding energy reduced, its bounce height increased and hence would be centrifuged out, while the other spin state would be more strongly bound. Such a field could easily be achieved by a current loop surrounding the apparatus, although the spatial variation slightly complicates matters.

To study the state in more detail, we consider a technique of resonantly exciting a neutron in the $n = 1$ state to the $n = 2$ or higher. This could be done via a physical oscillation of the form discussed in [8], or an oscillating magnetic field.

$$\vec{B}(z, r) = \vec{B}_0(z, r) \cos(\omega t) \quad (24)$$

If the field is spatially uniform, the excitation matrix elements will vanish identically. We therefore assume that the magnetic field is produced by a loop of wire as above. This gives rise to an interaction matrix element of the form

$$T_n = \langle n | \vec{\mu} \cdot \vec{B} | 1 \rangle \quad (25)$$

The probability for resonant transition to the first excited state (we follow [5]) is given by

$$P = \frac{\Omega^2}{\gamma^2} \sin^2(\gamma t) \quad (26)$$

where

$$\gamma^2 = \Omega^2 + \delta\omega^2, \Omega^2 = \frac{T_n^2}{\hbar^2}, \delta\omega^2 = (\omega_1 - \omega_2)^2 - \omega^2 \quad (27)$$

The frequency γ must satisfy

$$\gamma < |\omega_1 - \omega_2| = 254 \text{ Hz} \quad (28)$$

which implies a maximum magnetic field of a few milligauss. Since the excited states will have an extremely small natural width, one could, in principle, measure the transition energy quite accurately.

To make an EDM measurement requires a field as large as possible, since the dipole moment is very small: we assume $E_{\text{max}} = 10^7 \text{ Vm}^{-1}$. To show what limits one could expect to put on the EDM, we suppose that the oscillating field $\vec{E}(z, r) = \vec{E}_0(z, r) \cos(\omega t)$ is supplied by a small charged sphere on the axis of symmetry of the

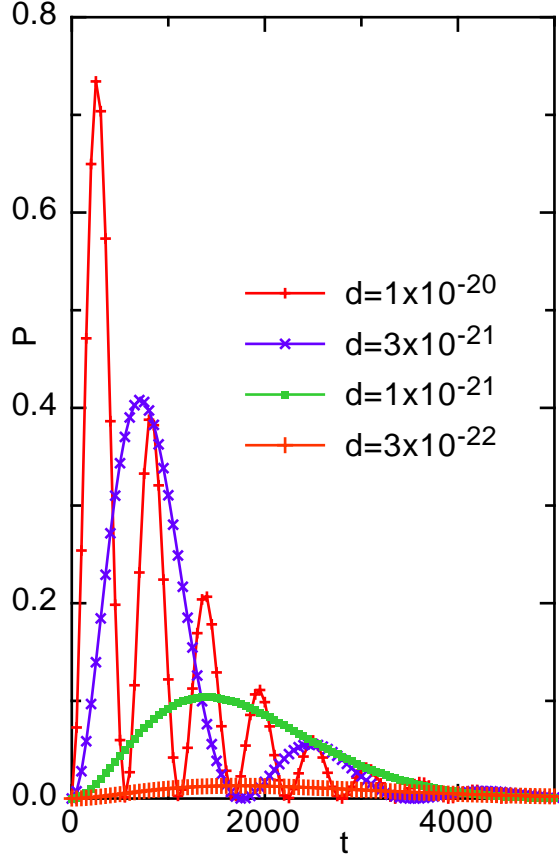


FIG. 5: Probability of excitation of the neutron from the $n = 1$ state into the $n = 2$ state for different values of the EDM

apparatus, at a depth z_0 . This gives rise to a perturbing potential of the form

$$\vec{d}_{el} \cdot \vec{E} = \frac{d_{el} E_{\max} (z + z_0) (R_1^2 + z_0^2)}{\left((r + R_1)^2 + (z + z_0)^2 \right)^{3/2}} \quad (29)$$

If $\delta\omega$ is set equal to zero, we obtain the transition probabilities shown in Fig 5, for 4 values of the dipole moment d_{el} , where we have included the neutron lifetime. The transition time $1/\gamma$ for $d_{el} = 3 \times 10^{-21}$ is approximately 1300 s, which is comparable to the neutron half-life. Clearly an optimized design would improve the result, but probably not by more than a factor of 10 at best. Hence this technique cannot give a result which is competitive with the best current methods.

VI. SHORT DISTANCE BEHAVIOUR OF GRAVITY

Several models have suggested that the short distance behaviour of gravity may be modified from Newton's law. It has been pointed out by Bertolami and Nunes [9] that, in principle, the system provides a method of measuring

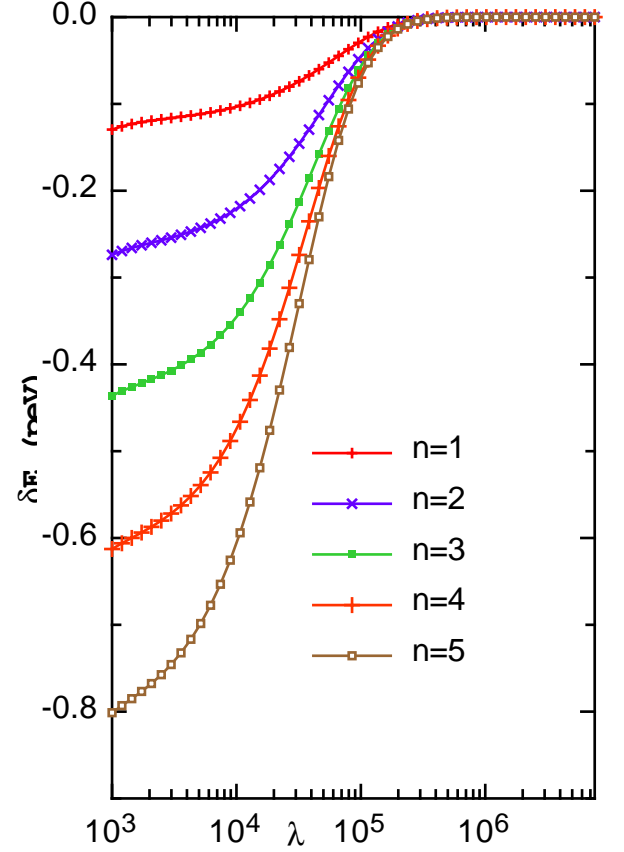


FIG. 6: Effect of extra gravitational interaction for $n=2, 3$ and 4, as a function of the range λ , with $K = 1$

corrections to the gravitational interaction with a range of a few microns. We consider whether this could be done in practice. The gravitational potential is taken to be

$$V(r) = \frac{Gm_1m_2}{r} + \frac{Km_1m_2}{r} e^{-\lambda r} \quad (30)$$

A slab of material of density ρ under the apparatus gives rise to a extra interaction the form

$$\delta V(z) = \frac{2\pi K \rho m_N}{\lambda^2} (\lambda z + 1) e^{-\lambda z} \quad (31)$$

This, of course, depends on our assumption of the slab being infinite: in practice, if the thickness of the slab is t , the approximation breaks down for $\lambda \sim t^{-1}$. This modifies the energy spectrum and hence in principle could be measured. For $\lambda \ll h^{-1}$ (i.e. $\lambda \sim 10^4 \mu^{-1}$ or less), this term simplifies to give a constant term (which can be ignored, since it shifts all the levels equally) and a term of the form

$$\delta V(z) = -\pi K \rho m_N z^2 \quad (32)$$

which is independent of λ .

In Fig 6, we show the shift in the transition energy for the 5 lowest levels as a function of λ , for $K = 1$. We

conclude that if the extra coupling constant was large and energy shifts could be measured down to 0.1 peV, it would be possible to look for an extra gravitational shift with a range of $\lambda^{-1} \sim 1\mu$.

One can again use resonant excitation of the ground state to put a better limit on the extra interaction. We assume that the slab is vibrated vertically with a frequency ω with an amplitude z_0 so that the distance from the top of the slab to the neutron is given by

$$\hat{z}(t) = z + z_0(1 - \sin(\omega t)) \quad (33)$$

This means that the neutron would feel a time-varying potential of the form

$$\delta V(z, t) = \frac{2\pi K \rho m_N}{\lambda^2} (\lambda \hat{z}(t) + 1) e^{-\lambda \hat{z}(t)} \quad (34)$$

which is obviously highly anharmonic. We can use the expansions [10]

$$e^{\lambda z_0 \cos(\omega t)} = I_0(\lambda z_0) + 2 \sum_{k=0}^{\infty} I_k(\lambda z_0) \cos(k\omega t) \quad (35)$$

Since the transition energy to the n 'th excited bounce state $\omega_1 - \omega_n$ is not a simple multiple of $\omega = |\omega_1 - \omega_2|$, the resonance condition means that we can ignore all terms except one in the expansion. This gives rise to an interaction of the form

$$\delta V(z, t) = \sin(\omega t) \frac{2\pi K \rho m_N}{\lambda^2} e^{-\lambda(z+z_0)} \times ((\lambda(2z+z_0) + 4) I_1(\lambda z_0) - 2\lambda z_0 I_1(\lambda z_0)) \quad (36)$$

This gives rise to a transition time which depends linearly on K and non-linearly on λ .

In Fig 7 we show this time as a function of λ for $K=1$. It would be possible to use this to investigate short range changes to the gravitational interaction, but this does not allow a measurement to be extended down into the the phenomenologically interesting range of $K \approx G$.

VII. CONCLUSIONS

We conclude that it is possible to isolate this novel quantum state, which, of course, has its own intrinsic interest, since the number of simple quantum mechanical states is small, and this, along with Rydberg states, are unique in having a macroscopic size. It is obviously disappointing that it does not seem possible to set new limits on the neutron EDM, but it does appear possible to test the gravitational interaction at very short distances.

We do not underestimate the problems of performing a real experimental measurement. It would obviously be very hard to observe the bouncing neutron at all, given the low flux rates combined with the huge flux of more energetic neutrons. Even if a neutron is captured in the

$n=1$ state, it will then be quite difficult to excite it and detect it on its escape from the centrifuge.

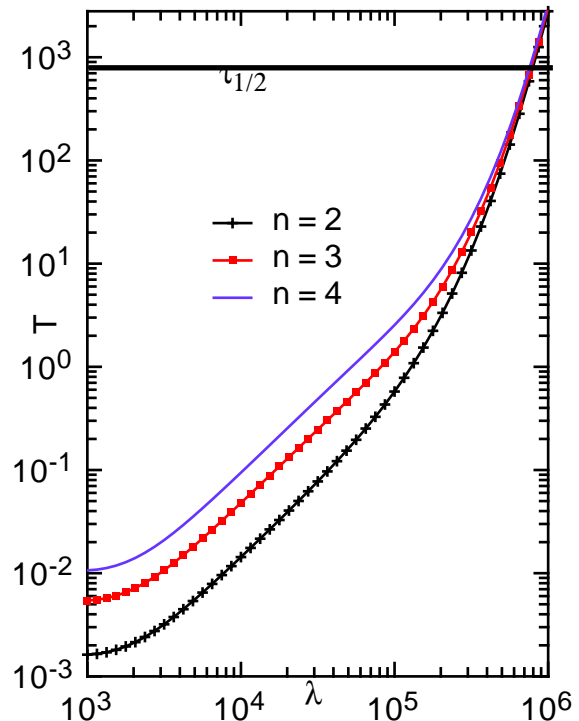


FIG. 7: Plot of the transition time t as a function of λ from the ground state to $n=2,3$ and 4 . The neutron half-life is also shown.

There is no reason in principle why this method cannot be extended to atoms. Atomic fountain experiments provide atoms which can have temperatures as low as 1 nK, and hence would provide a much more numerous source. The major unknown is that atom-surface Van der Waals interactions are likely to be fairly strong and attractive. This would seriously distort the lowest bounce states. However, atoms are stable and cannot easily be absorbed.

Finally we note that, with the addition of an appropriate static magnetic field, it would be possible to produce quantum states with an even lower energy in a controlled fashion.

Acknowledgments

I am very grateful to Bill Romo and Mike Pendlebury for their comments, and particularly to M. K. Sundaresan for pointing out an error in an earlier version of this work and advice on the solution given in the appendix. I would like to thank Frank Close and his colleagues at Oxford for their hospitality. Financial support from NSERC is gratefully acknowledged.

-
- [1] V. V. Nesvizhevsky, *Nature* **415**, 297 (2002).
[2] V. V. N. et al, N. I. M. P. R. **A 440**, 754 (2000).
[3] R. . Golub, D. J. Richardson, and S. K. Lamoureux, *Ultra-Cold Neutrons* (Hilger, Bristol, 1991).
[4] N. F. Ramsey, *Limits on the neutron edm* (1996).
[5] S. Flugge, *Practical Quantum Mechanics* (Springer-Verlag, 2002).
[6] W. J. Romo and P. J. S. Watson (1983), unpublished.
[7] Byrne, *Neutrons, Nuclei and Matter* (Institute of Physics, 1995).
[8] J. Felber, R. Gähler, C. Rausch, and R. Golub, *Phys Rev* **53**, 319 (1996).
[9] O. Bertolami and F. M. Nunes, *Ultracold neutrons, quantum effects of gravity and the weak equivalence principle* (2002).
[10] M. Abramowitz and I. A. Stegun, *Handbook of Mathematical Functions* (Dover, 1972).
[11] W. Press, S. A. Teukolsky, W. T. Vetterling, and B. P. Flannery, *Numerical Recipes in C* (Cambridge University Press, 2002), 2nd ed.
[12] It might be noted that this is almost exactly middle C. There is unlikely to be any significance in this observation
[13] The importance of this consideration was pointed out to me by Mike Pendlebury.

APPENDIX A: NUMERICAL SOLUTION OF THE SCHRÖDINGER EQUATION

The unperturbed wave function can be written

$$\Psi_{k \ln}(r, z, \phi) = f_{lk}(r) Z_n(z) e^{il\phi} \quad (A1)$$

The radial function has to vanish at $r = R_1$ and $r = R_3$. The first gives the solution

$$f(r) = Y_l(\kappa R_1) J_l(\kappa r) - J_l(\kappa R_1) Y_l(\kappa r) \quad (A2)$$

and satisfying the second condition defines the eigenvalues κ_{kl} via

$$Y_l(\kappa_{kl} R_1) J_l(\kappa_{kl} R_3) - J_l(\kappa_{kl} R_1) Y_l(\kappa_{kl} R_3) = 0 \quad (A3)$$

This is solved numerically: it is easy to get an asymptotic form for the eigenvalues:

$$\kappa_{kl} = \frac{k\pi}{R_3 - R_1} \quad (A4)$$

We must now find the perturbed wave functions $\Phi_m(r, z)$ for the problem with a step in terms of the unperturbed wave-functions $\Psi_{k \ln}(r, z)$ (the dependence on ϕ is irrelevant). To satisfy the boundary conditions with the step, we write

$$\Phi_m(r, z) = \sum a_{k \ln}^m \quad (A5)$$

$$(\psi_{k \ln}(r, z) - t(r, z, z_s(r)) \psi_{k \ln}(r, z_s(r))) \quad (A6)$$

or

$$\Phi_m(r, z) = \sum a_{k \ln}^m \hat{\psi}_{k \ln}(r, z, z_s(r)) \quad (A7)$$

The function $t(r, z, z_s(r))$ must satisfy $t(r, z_s(r), z_s(r)) = 1$. so that $\hat{\psi}_{k,n}(r, z_s(r), z_s(r)) = 0$, must vanish as $z \rightarrow \infty$ at least as fast as the Airy function itself, and must vanish as $r \rightarrow R_1$. It must also be smooth. Apart from this it is quite arbitrary: we use

$$t(r, z, z_s(r)) = \begin{aligned} &= \frac{(R_2 - r)}{(R_2 - R_1)} \quad z < h, r < R_2 \\ &= \frac{(u_h - u)}{u_h} e^{-\beta^2(z-h)^2} \quad z \geq h, r < R_1 ; , \\ &= e^{-\beta^2(z-h)^2} \quad z \geq h, r \geq R_1 \end{aligned} \quad (A8)$$

where

$$u = \left((z - h)^2 + (R_2 - r)^2 \right)^{1/2} \\ u_h = (R_2 - R_1) \left(\left(\frac{z - h}{R_2 - r} \right)^2 + 1 \right)^{1/2} \quad (A9)$$

which satisfies these properties.

These states have energy given by

$$\hat{E}_m = \frac{\langle \Phi_m | -\frac{\hbar^2}{2m} \nabla^2 + \sigma z | \Phi_m \rangle}{\langle \Phi_m | \Phi_m \rangle} \quad (A10)$$

or

$$\hat{E}_m \sum_{kl} \sum_{k'l'} a_{kl}^m a_{k'l'}^m \int \hat{\psi}_{kl}(\vec{r}) \hat{\psi}_{k'l'}(\vec{r}) d\vec{r} \quad (A11)$$

The principal problem is caused by evaluating

$$\nabla^2 \hat{\psi}_{k,n}(r, z, z_s(r))$$

. This must in general be done numerically. We regard the a_k as variational parameters and use them to minimize \hat{E}_m . This gives

$$\hat{E}_m \sum_0^N a_k G_{kl} = \frac{1}{2} \sum_0^N a_k (H_{kl} + H_{lk}) \quad (A12)$$

where

$$G_{kl} = \int \hat{\psi}_k \hat{\psi}_l dr dz, \quad H_{kl} = \int \hat{\psi}_k H \hat{\psi}_l(x) dr dz \quad (A13)$$

which is an eigenvalue equation for the \hat{E}_m . Note that G_{kl} is symmetric but H_{kl} is not. However, the resulting eigenvalue equation contains only symmetric matrices and can be solved by the techniques of [11].