

A grand unified technicolor theory and the fermion masses of the first and third generation

A. Doff and A. A. Natale

Instituto de Física Teórica, UNESP, Rua Pamplona 145, 01405-900, São Paulo, SP, Brazil

E-mail: doff@ift.unesp.br, natale@ift.unesp.br

ABSTRACT: We build a grand unified theory based on the $SU(9)$ group. The theory contains the standard model and a $SU(4)_{TC}$ technicolor group. The replication of families is introduced through a horizontal (or family) $SU(3)_H$ symmetry. Assuming a Fritzsch texture for the fermion mass matrix and with only one hypothesis about the dynamics of the strongly interacting sector we obtain a fermionic mass spectrum with a reasonable value for the top quark mass as well as for the fermion masses of the first generation. The b quark and τ lepton masses are overestimated and, as a consequence, the s quark and μ lepton masses are roughly a factor four larger than the experimental values. Within this model the origin of the mass scales of the first and third fermionic generation is naturally explained. The model has no flavor changing neutral currents at unwanted levels. We discuss the masses of pseudo-goldstone bosons and possible modifications in the model that could promote a larger splitting between the masses of the third fermionic generation, bringing also the masses of the second generation to a reasonable value.

KEYWORDS: Technicolor and Composite Models, GUT.

Contents

| | |
|---|-----------|
| 1. Introduction | 1 |
| 2. The model | 3 |
| 3. The dynamical mass | 4 |
| 4. The mass matrix | 7 |
| 5. The mass of the intermediate generation | 11 |
| 6. The diagonalized mass matrix | 15 |
| 7. Pseudo-Goldstone boson masses | 20 |
| 8. Conclusions | 22 |

1. Introduction

The standard model is in excellent agreement with the experimental data, the only still obscure part of the model is the one responsible for the mass generation, i.e. the Higgs mechanism. In order to make the mass generation mechanism more natural there are several alternatives, where the most popular ones are supersymmetry and technicolor. In the first one the mass generation occurs through the existence of non-trivial vacuum expectation values of fundamental scalar bosons while in the second case the bosons responsible for the breaking of gauge and chiral symmetry are composite. In both cases it is quite reasonable to expect that these theories belong to a larger symmetry of a grand unified theory (gut).

In any extension of the standard model it is also very probable the presence of a horizontal (or family) symmetry to provide the replication of the different fermion generations. Actually the existence of a family symmetry and grand unification are considered very plausible possibilities in the current scenario of particle physics. Within this point of view a good hint to start building one extension of the standard model is provided by the fermionic mass spectrum, which may give us some idea about the possible horizontal and grand unified symmetries.

A simple and interesting way to describe the fermionic mass spectrum is to suppose that the mechanism behind mass generation is able to produce a non-diagonal mass matrix with the Fritzsch texture [1]

$$M_f = \begin{pmatrix} 0 & A & 0 \\ A^* & 0 & B \\ 0 & B^* & C \end{pmatrix}. \quad (1.1)$$

This matrix is similar for the charged leptons, 1/3 and 2/3 charged quarks. The entry C is proportional to the mass of the third generation fermion, while the entry A is proportional to the mass of the lighter first generation. The diagonalization of such mass matrix will determine the CKM mixing angles and the resulting diagonal mass matrix should reproduce the observed current fermion masses. There are other possible patterns for the mass matrix and we choose the one of Eq.(1.1) just for simplicity. We call attention to the values of A and C . They must be of order of a few MeV and a hundred GeV respectively. In models with a fundamental Higgs boson the values of A and C are obtained due to adjusted vacuum expectation values (vev) or Yukawa couplings. We will discuss the generation of the matrix (1.1) in the case of dynamical symmetry breaking where the scalar bosons responsible for the mass generation are composite, as appears in the so called technicolor (tc) models [2, 3], and where we do not have the freedom to adjust the vevs.

In tc models the fermion masses are functions of the technifermion self energies. As we pointed out recently [4], the most general expression for this self energy is given by

$$\Sigma(-p^2)_{tc} = \mu \left(\frac{\mu^2}{-p^2} \right)^\alpha [1 + bg^2(\mu^2) \ln(-p^2/\mu^2)]^{-\beta \cos(\alpha\pi)}, \quad (1.2)$$

where α and β are terms that depend on the choice of the technicolor group and $\mu = \mu_{tc}$ is the scale of the dynamical technicolor mass. It is known (see, for instance, Ref. [3]) that the ordinary fermion masses will be roughly of the order $M_f \propto \mu_{tc}(\mu_{tc}^2/M_{etc}^2)^\alpha$, where M_{etc} is the mass of an extended technicolor boson [5]. The different scales in (1.1) will appear due to different values of M_{etc} . For the heavier fermions (when $\alpha \approx 1$) M_{etc} is small and we have the problem of flavor changing neutral currents (fcnc) [6], which has been a longstanding problem to the construction of realistic models [3]. Within the approach described above we see that to explain the fermion mass matrix we need an extra symmetry (the etc group) and new mass scales (the different etc boson masses). We are basically transferring one problem, the hierarchy of fermion masses, to another, the hierarchy of etc boson masses. There is no natural explanation (at least in ordinary models) for the hierarchy of fermion masses and it is necessary to increase the number of mass scales beyond the ones already existent.

If we assume that the standard model is embedded in an unified theory containing a technicolor group we know that apart from the grand unification scale we have only two other scales in the theory: μ_{tc} which is of the order of TeV and μ_{qcd} of the order of 250 MeV (the quantum chromodynamics - qcd - dynamical mass). It is interesting to notice that if we multiply these two scales by a number $O(10^{-2})$ we obtain two new scales of the order of few MeV and a dozen of GeV, exactly what is expected for A and C in (1.1). We will argue that this is the origin for the mass scales of the first and third generation and present a model where a realistic fermion mass matrix can be obtained. Our model contains a horizontal symmetry which will make the third generation fermion to couple to technicolor and the first generation to couple to quantum chromodynamics (qcd). We only introduce one hypothesis about the strongly interacting sector: the high energy behavior of the chiral symmetry breaking of this sector is dominated by higher order interactions (like four fermion interactions) that are relevant at or above the tc or qcd scale of chiral

symmetry breaking. This is the point of view described in Ref. [7] and [8], and it is also the one of Ref. [9] where the factor α was taken equal to zero in a basically *ad hoc* way. The reason for this hypothesis is going to be discussed in one appendix and in the remaining of this work it will be assumed just as one ansatz, in order to show that a realistic model of fermion mass generation can be built along this line, leading to a quite natural explanation of the mass origin for the different fermion generations, without flavor changing neutral current problems or unwanted light pseudo-goldstone bosons.

We consider a grand unified theory based on the gauge group $SU(9)$, we embed in this one the minimal Georgi-Glashow $SU(5)_{gg}$ group and a technicolor $SU(4)_{tc}$ group stronger than qcd. The replication of families is obtained through the introduction of a $SU(3)_H$ local horizontal symmetry. This symmetry is extremely relevant to generate the desired fermion mass matrix. The chiral symmetry of technicolor and qcd will be broken spontaneously and the respective condensates will transform under the horizontal symmetry as the $\mathbf{3}$ and $\bar{\mathbf{6}}$ representations. This system is equivalent to the existence of two composite Higgs bosons with vacuum expectation values of $O(250)\text{GeV}$ and $O(250)\text{MeV}$. The choice of representations will restrict the fermions of the first generation to couple only to the composite state formed at the qcd scale, while the third generation family will couple to the composite boson formed at the technicolor scale. The mass of the intermediate generation appears in the vacuum alignment of the two strongly interacting theories under $SU(3)_H$.

The $SU(9) \otimes SU(3)_H$ symmetry breaking will be assumed to happen at the gut scale, with their gauge bosons acquiring very heavy masses, therefore we will not have problems of flavor changing neutral currents. These bosons will play the same role of the extended technicolor theory, where the difference here is that we assume $\alpha = 0$ in Eq.(1.2) and their effects appear only logarithmically in the expressions of the fermion masses. These masses will be roughly of order $\alpha_g \times \mu$ where α_g is the gut coupling constant and μ can be the tc or qcd scale, leading to the desired A and C values discussed before.

The distribution of our work is the following: In Section II we present the anomaly free representations [10] of our model. We show the couplings of the model that will lead to the main diagrams contributing to the fermion masses of the first and third generation. Section III contains the calculation of the fermion mass, showing that this one is going to be proportional to $\alpha_g \times \mu$. In Section IV we compute the mass matrix for the first and third generation and discuss the origin of the intermediate masses. In Section V we compute the terms responsible by the mass of the intermediate generation. In Section VI we show the results of the diagonalized mass matrix as a function of the scales μ_{tc} and μ_{qcd} and the coupling α_g . Section VII is dedicated to a computation of the pseudo Goldstone boson masses showing that they are heavy enough to have escaped detection up to now. Section VIII contains our conclusions. In the appendix we justify our ansatz for the self-energy.

2. The model

We consider a grand unified theory based on the $SU(9)$ gauge group with the following anomaly free fermionic representations [10]

$$5 \otimes [9, 8] \oplus 1 \otimes [9, 2] \quad (2.1)$$

where the $[8]$ and $[2]$ are antisymmetric under $SU(9)$. Therefore the fermionic content of these representation can be decomposed according to the group product $SU(4)_{tc} \otimes SU(5)_{gg}$ as:

$[9, 2]$

$$(1, 10) = \begin{pmatrix} 0 & \bar{u}_{iB} & -\bar{u}_{iY} & -u_{iR} & -d_{iR} \\ -\bar{u}_{iB} & 0 & \bar{u}_{iR} & -u_{iY} & -d_{iY} \\ \bar{u}_{iY} & -\bar{u}_{iR} & 0 & -u_{iB} & -d_{iB} \\ u_{iR} & u_{iY} & u_{iB} & 0 & \bar{e}_i \\ d_{iR} & d_{iY} & d_{iB} & -\bar{e}_i & 0 \end{pmatrix}, \quad (4, 5) = \begin{pmatrix} Q_{iR} \\ Q_{iY} \\ Q_{iB} \\ \bar{L}_i \\ \bar{N}_i \end{pmatrix}_{TC}, \quad (\bar{6}, 1) = N_i$$

$[9, 8]$

$$(1, \bar{5}) = \begin{pmatrix} \bar{d}_{iR} \\ \bar{d}_{iY} \\ \bar{d}_{iB} \\ e_i \\ \nu_{e_i} \end{pmatrix}, \quad (1, \bar{5}) = \begin{pmatrix} \bar{X}_{R_k} \\ \bar{X}_{Y_k} \\ \bar{X}_{B_k} \\ E_k \\ N_{E_k} \end{pmatrix}_i, \quad (\bar{4}, 1) = \bar{Q}_{i\varepsilon}, L_i, N_{iL},$$

where $\varepsilon = 1..3$ is a color index and $k = 1..4$ indicates the generation number of exotic fermions that must be introduced in order to render the model anomaly free. These fermions will acquire masses of the order of the grand unified scale. We are also indicating a generation (or horizontal) index $i = 1..3$, that will appear due to the necessary replication of families associated to the $SU(3)_H$ group.

New interactions occurs among fermions within the same gauge group representation, which, on the basis of the multiplet structure shown above, lead to the new couplings shown in Fig.(1), where it is also shown the couplings generated by the horizontal symmetry.

The couplings shown in Fig.(1) are some of the ones connecting fermions and technifermions. We have to remember that the bosons of the grand unified theory eventually carry also quantum numbers of technicolor and qcd. It is important to note that many of these couplings are not important in usual technicolor models, because in these models the ordinary fermion masses that are generated through the exchange of such bosons are given by $M_f \propto \mu_{tc}^3/M_X^2$, where, if M_X is the mass of the heavy $SU(9)$ or $SU(3)_H$ bosons that we are considering, their contributions would be totally negligible. As we shall see in the next section the dependence on M_X in our model will be logarithmic and all the couplings of Fig.(1) will appear in the diagrams responsible for the fermionic masses.

3. The dynamical mass

The exact expression for the fermionic self energy used to compute the dynamical masses in technicolor models is the most relevant issue in the model building. It is known that the self energy given by Eq.(1.2), with the parameter $\alpha = 1$, usually adopted in the early

models lead to flavor changing neutral currents at a level incompatible with experimental data [5]. Here we will use Eq.(1.2) with $\alpha = 0$ and $\beta = \gamma$ where $\gamma = 3c/16\pi^2 b$ and c is given by

$$c = \frac{1}{2}[C_2(R_1) + C_2(R_2) - C_2(R_3)]. \quad (3.1)$$

The coefficient cg^2 measures the strength of the interaction between fermions in the representations R_1 and R_2 condensating in the representation R_3 and C_2 are their respective Casimir operators. Therefore, the self energy used in our model is giving by

$$\Sigma_\chi(-p^2) = \mu_\chi[1 + bg_\chi^2(\mu_\chi^2)\ln(-p^2/\mu_\chi^2)]^{-\gamma_\chi}, \quad (3.2)$$

There are pros and cons about this expression and it can be used in the sense prescribed in Ref. [7, 8]. In the appendix we will discuss these points, meanwhile we use it as one ansatz with the intent to show that it leads to a totally viable model.

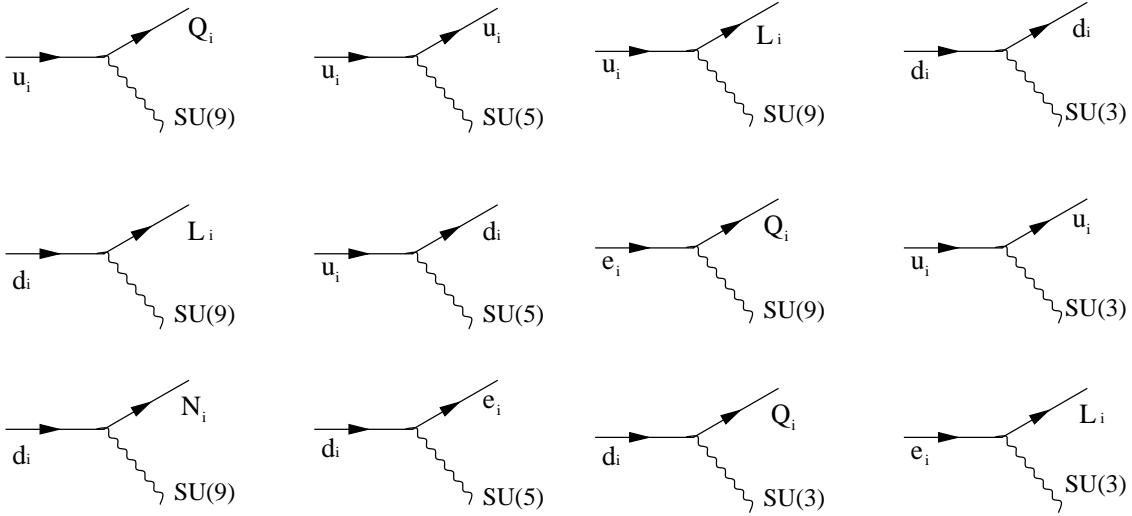


Figure 1: Couplings of ordinary fermions and technifermions to the gauge bosons of $SU(9)$, $SU(5)_{gg}$ and $SU(3)_H$ which are relevant for the generation of fermion masses.

Using Eq.(3.2) we can now compute the general diagram responsible for mass feed down shown in Fig.(2).

Assuming the complete fermion propagator to be given by $S_F^{-1} = A(p^2)\not{p} - B(p^2)$, working in the Landau gauge, with $A(p^2) = 1$, $B(p^2) = \Sigma$, performing the angular integration and some simplifications we obtain (in Euclidean space)

$$\overline{m}_f \simeq \frac{3C_{2k}\mu_\chi}{16\pi^2} \int dq^2 q^2 \frac{g_k^2[1 + b_\chi g_\chi^2 \ln(\frac{q^2}{\mu_\chi^2})]^{-\gamma_\chi}}{(q^2 + M_k^2)^2}, \quad (3.3)$$

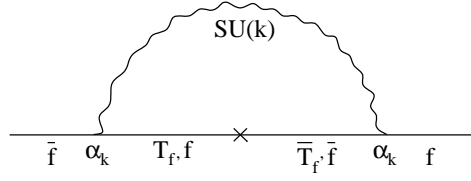


Figure 2: Typical diagram contributing to the fermion masses of the first and third generation. $SU(k)$ indicates the exchange of a $SU(9)$ or $SU(3)_H$ boson, with coupling α_k to fermions (f) or technifermions (T).

where \overline{m}_f denotes the nondiagonal fermion mass, the χ index refers to a technicolor or qcd self energy and M_k is a gut (or horizontal) boson mass. The gut (g_k) coupling constant is given by

$$g_k^2(p^2) \simeq \frac{g_k^2(M_k^2)}{(1 + bg_k^2(M_k^2) \ln(\frac{p^2}{M_k^2}))}. \quad (3.4)$$

Putting all this together the expression for the fermion mass is

$$\overline{m}_f \simeq \frac{3C_{2k}g_k^2\mu_\chi}{16\pi^2} \int_0^\infty \frac{dxx}{(x + M_k^2)^2} \left(1 + bg_k^2 \ln\left(\frac{x}{M_k^2}\right)\right)^{-1} \left(1 + bg_\chi^2 \ln\frac{x}{\mu_\chi^2}\right)^{-\gamma_\chi}. \quad (3.5)$$

With the substitution $x \rightarrow \frac{M_k^2 y}{\mu_\chi^2}$ and using

$$g_\chi^2(M_k^2) = \frac{g_\chi^2(\mu_\chi^2)}{(1 + bg_\chi^2(\mu_\chi^2) \ln(\frac{M_k^2}{\mu_\chi^2}))}, \quad (3.6)$$

Eq.(3.5) can be cast in the following form

$$\overline{m}_f \simeq \frac{3C_{2k}g_k^2\mu_\chi}{16\pi^2} \left[1 + bg_\chi^2 \ln\frac{M_k^2}{\mu_\chi^2}\right]^{-\gamma_\chi} \int_0^\infty \frac{dyy}{(y + \mu_\chi^2)^2} \left(1 + bg_k^2 \ln\frac{y}{\mu_\chi^2}\right)^{-\gamma_\chi-1}. \quad (3.7)$$

To perform the integral in Eq.(3.7) we can use the following Mellin transform

$$\left[1 + \kappa \ln \frac{x}{\mu^2}\right]^{-\epsilon} = \frac{1}{\Gamma(\epsilon)} \int_0^\infty d\sigma e^{-\sigma} \left(\frac{x}{\mu^2}\right)^{-\sigma\kappa} \sigma^{\epsilon-1}, \quad (3.8)$$

in order to obtain

$$\overline{m}_f \simeq \frac{3C_{2k}g_k^2\mu_\chi}{16\pi^2} \left[1 + bg_\chi^2 \ln\frac{M_k^2}{\mu_\chi^2}\right]^{-\gamma_\chi} \int_0^\infty d\sigma \sigma^{\epsilon-1} e^{-\sigma} \left(\frac{1}{\mu_\chi^2}\right)^{-\sigma\kappa} \int_0^\infty \frac{dyy^{1-\sigma\kappa}}{(y + \mu_\chi^2)^2}, \quad (3.9)$$

where we defined $\epsilon \equiv \gamma_\chi + 1$, $\kappa = bg_\chi^2$. After integration in y and using the inverse transformation of Eq.(3.8) we obtain

$$\overline{m}_f \simeq \frac{C_{2k}\alpha_k\mu_k}{\alpha_\chi c_\chi} \left[1 + bg_\chi^2 \ln\frac{M_k^2}{\mu_\chi^2}\right]^{-\gamma_\chi+1}. \quad (3.10)$$

where in the last equation $\alpha_{\chi,k} = g_{\chi,k}^2/4\pi$.

Eq.(3.10) is a quite general expression for the fermion mass that we will use in the sequence to calculate specific diagrams. We will assume $\alpha_k \sim \frac{1}{45}$ at the gut scale, which is of the expected order of the coupling constant, as long as we do not have too much interactions between the tc and the gut scales. The index k may refer to the exchange of $SU(5)_{gg}$ ($k = 5$) or $SU(9)$ ($k = 9$) bosons, and computing the quadratic Casimir operators for $SU(5)_{gg}$ and $SU(9)$ gauge groups, we have two classes of diagrams or expressions for the fermion mass (depending on the internal fermion if it is a quark or a technifermion):

For fermions acquiring masses due to the technicolor condensate

$$\overline{m}_f \simeq \frac{\mu_{tc}}{10c\alpha_{tc}} \left[1 + bg_{tc}^2 \ln \frac{M_9^2}{\mu_{tc}^2} \right]^{-\gamma_{tc}+1} \quad (3.11)$$

For fermions acquiring masses due to the qcd condensate

$$\overline{m}_f \simeq \frac{\mu_{qcd}}{20c\alpha_{qcd}} \left[1 + bg_{qcd}^2 \ln \frac{M_5^2}{\mu_{qcd}^2} \right]^{-\gamma_{qcd}+1} \quad (3.12)$$

Note that in both expressions the values at the right hand side of $\frac{\mu_\chi}{c\alpha_\chi}$ will depend on the parameters b , c and γ . We will also assume in the next sections, where we compute the mass matrix, that $M_k \sim 10^{16} GeV$ is a quite reasonable value for the gut scale. The higher is the gut scale the smaller are the terms on the right hand side of these two last equations. The effect of this mass scale appears only logarithmically and we expect that the variation in the coefficients of Eqs.(3.11) and (3.12) with M_k is quite small.

We assume that the gauge symmetry breaking of $SU(9) \otimes SU(3)_H$ occurs near the Planck scale, and we cannot discard that it is promoted by the vacuum expectation values of fundamental scalars or other mechanisms. Note also that if we choose other gut or horizontal symmetry we can also have a different number of diagrams contributing to the fermion masses. Therefore, the models that we can build along this line may vary due to differences in the coefficients of Eqs.(3.11) and (3.12), in the choice of the horizontal symmetry and its fermionic representations (because this will lead to different textures of the mass matrix), and in the number of diagrams contributing to each entry of the mass matrix what is connected to their group structure. However the expressions of Eqs.(3.11) and (3.12) come out solely from the dynamics and are not going to be modified. As one example, the diagrams contributing to the charge 2/3 quark masses are shown in Fig.(3), where the diagrams in (a), (b) and (c) contribute respectively to the terms A , B and C of Eq.(1.1).

4. The mass matrix

In the previous section we have seen how to generate the masses of lighter and heavier fermions. These masses are consequence of the qcd and technicolor condensation or the effective theories generated by these fundamental interactions. From Eqs.(3.11) and (3.12) we see that we can generate masses of the order $\alpha\mu_{tc}$ and $\alpha\mu_{qcd}$, where α is $O(1/10)$ and

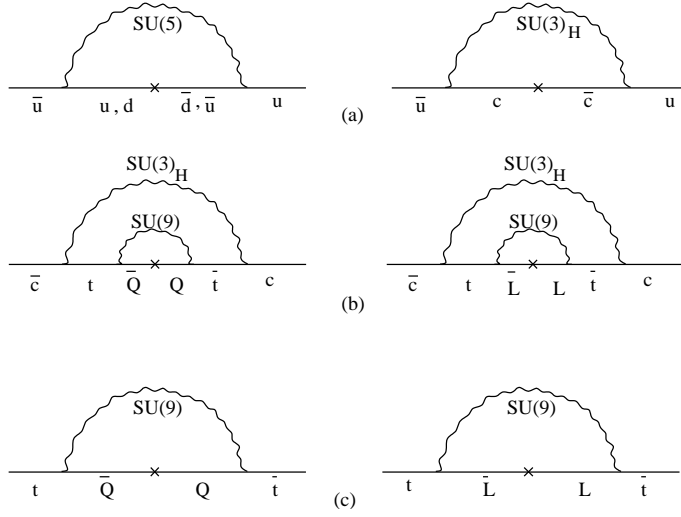


Figure 3: Diagrams contributing to the charge 2/3 quark masses

the masses come out of the order of the first and third generation. Only these two mass scales appear and it remains to determine the masses of the second generation. Before we compute the intermediate fermion masses, it is convenient to discuss in more detail how a mass matrix similar to Eq.(1.1) can be formed, i.e. how another mass scale, the one of the second family, can be generated. We will make use of effective lagrangians to show that an intermediate mass scale is quite natural in such system of composite fields. The calculation of the full mass matrix will be left for the next section.

The mass matrix of Eq.(1.1) will be formed according to the representations of the strongly interacting fermions of the theory under the $SU(3)_H$ group. The technifermions form a quartet under $SU(4)_{tc}$ and the quarks are triplets of qcd. The technicolor and color condensates will be formed at the scales μ_{tc} and μ_{qcd} in the most attractive channel (mac) [11] of the products $\bar{\mathbf{4}} \otimes \mathbf{4}$ and $\bar{\mathbf{3}} \otimes \mathbf{3}$ of each strongly interacting theory. We assign the horizontal quantum numbers to technifermions and quarks such that these same products can be decomposed in the following representations of $SU(3)_H$: $\bar{\mathbf{6}}$ in the case of the technicolor condensate, and $\mathbf{3}$ in the case of the qcd condensate. For this it is enough that the standard left-handed (right-handed) fermions transform as triplets (antitriplets) under $SU(3)_H$, assuming that the tc and qcd condensates are formed in the $\bar{\mathbf{6}}$ and in the $\mathbf{3}$ of the $SU(3)_H$ group. This is consistent with the mac hypothesis [11] although a complete analysis of this problem is out of the scope of this work.

The above choice for the condensation channels is crucial for our model, because the condensate in the representation $\bar{\mathbf{6}}$ (of $SU(3)_H$) will interact only with the third fermionic generation while the $\mathbf{3}$ only with the first generation. In this way we can generate the coefficients C and A respectively of Eq.(1.1), because when we add these condensates

(vevs) and write them as a 3×3 matrix we will end up with

$$M_f = \begin{pmatrix} 0 & A & 0 \\ A^* & 0 & 0 \\ 0 & 0 & C \end{pmatrix}. \quad (4.1)$$

This problem is very similar to the one proposed by Gelmini *et al.* [12] where the condensates were given by fundamental scalars.

We can now go back to our problem that was the mass generation of the intermediate fermionic family. It is clear that the problem of the symmetry breaking of two strongly interacting theories and their alignment with the $SU(3)_H$ interaction (and the others interactions of the standard model) is not an easy one. However, we will make one discussion in terms of effective lagrangians and show that an intermediate vev (or mass term) will appear in the alignment of these theories. After this we present a dynamical determination of this value.

We expect that the composite Higgs system can naturally be described by the following potential

$$V(\eta, \varphi) = \mu_\eta^2 \eta^\dagger \eta + \lambda_\eta (\eta^\dagger \eta)^2 + \mu_\varphi^2 \varphi^\dagger \varphi + \lambda_\varphi (\varphi^\dagger \varphi)^2, \quad (4.2)$$

in such a way that we can identify the vevs to the ratio of masses and couplings

$$v_\eta^2 = -\frac{\mu_\eta^2}{\lambda_\eta}, \quad v_\varphi^2 = -\frac{\mu_\varphi^2}{\lambda_\varphi}, \quad (4.3)$$

where the bosons represented by η and φ , respectively, are related to the system of composite Higgs bosons formed in the representations $\mathbf{3}$ and $\bar{\mathbf{6}}$ of the horizontal group. Such supposition is quite plausible if we consider the results of Ref.[7, 8], where it was shown that the interactions of a composite Higgs boson is very similar to the ones of a fundamental boson. Our intention is to show that such system leads to an intermediate mass scale and to a mass matrix identical to Eq.(1.1).

The bosons η and φ in the representations $\mathbf{3}$ and $\bar{\mathbf{6}}$ of $SU(3)_H$ will have the following Yukawa couplings [1, 12]

$$\mathcal{L}_Y = a \bar{\Psi}_{L\theta}^i \eta_\theta^k U_R^j \epsilon_{ijk} + b \bar{\Psi}_{L\theta}^i \varphi^{ij} U_R^j, \quad (4.4)$$

where θ is a weak hypercharge ($SU(2)_w$) index, for instance, $\theta = 1$ represents charge $2/3$ quarks and $\theta = 2$ correspond to the charge $1/3$ quarks, i, j e k indicate the components of the composite scalar bosons of the representations $\mathbf{3}$ and $\bar{\mathbf{6}}$ of $SU(3)_H$ and a and b are the coupling constants. Ultimately the terms of Eq.(4.4) are going to be related to the fermionic masses.

Let us, for simplicity, consider only the charge $2/3$ quarks, i.e. $\theta = 1$, and write the Yukawa lagrangian in terms of its components

$$\mathcal{L}_Y = a \bar{\Psi}_{L1}^1 \eta_1^2 U_R^3 - a \bar{\Psi}_{L1}^2 \eta_1^1 U_R^2 + a \bar{\Psi}_{L1}^2 \eta_1^3 U_R^1 - a \bar{\Psi}_{L1}^3 \eta_1^2 U_R^1 + a \bar{\Psi}_{L1}^3 \eta_1^1 U_R^2 - a \bar{\Psi}_{L1}^1 \eta_1^3 U_R^2$$

$$\begin{aligned}
& + b\bar{\Psi}_{L1}^1 \varphi^{11} U_R^1 + b\bar{\Psi}_{L1}^1 \varphi^{12} U_R^2 + b\bar{\Psi}_{L1}^1 \varphi^{13} U_R^3 + b\bar{\Psi}_{L1}^2 \varphi^{21} U_R^1 + b\bar{\Psi}_{L1}^2 \varphi^{22} U_R^2 + b\bar{\Psi}_{L1}^2 \varphi^{23} U_R^3 \\
& + b\bar{\Psi}_{L1}^3 \varphi^{31} U_R^1 + b\bar{\Psi}_{L1}^3 \varphi^{32} U_R^2 + b\bar{\Psi}_{L1}^3 \varphi^{33} U_R^3,
\end{aligned} \tag{4.5}$$

where we can identify $U_R^1 = u_R$, $U_R^2 = c_R$ and $U_R^3 = t_R$, and where we also have $\Psi_L^1 = u_L$, $\Psi_L^2 = c_L$ and $\Psi_L^3 = t_L$, η^i and φ^{ij} are the components of the composite Higgs multiplets corresponding to **3** and $\bar{\mathbf{6}}$ respectively.

The vevs of qcd and technicolor, due to the horizontal symmetry, can be written respectively in the following form [12]

$$\langle \eta \rangle \sim \begin{pmatrix} 0 \\ 0 \\ v_\eta \end{pmatrix}, \quad \langle \varphi \rangle \sim \begin{pmatrix} 0 & 0 & 0 \\ 0 & 0 & 0 \\ 0 & 0 & v_\varphi \end{pmatrix}. \tag{4.6}$$

Therefore, substituting these vevs in the Yukawa lagrangian, we obtain

$$\mathcal{L}_Y = a\bar{c}_L v_\eta u_R - a\bar{u}_L v_\eta c_R + b\bar{t}_L v_\varphi t_R, \tag{4.7}$$

and the mass matrix in the (u, c, t) base is given by

$$\overline{m}^{\frac{2}{3}} = \begin{pmatrix} 0 & -av_\eta & 0 \\ av_\eta & 0 & 0 \\ 0 & 0 & bv_\varphi \end{pmatrix}. \tag{4.8}$$

The main point of the model is that the fermions of the third generation obtain large masses because they couple directly to technifermions, while the ones of the first generation obtain masses originated by the ordinary condensation of QCD quarks.

It is clear that the $SU(3)_H$ symmetry is broken and there is no way to prevent the coupling of such composite bosons at higher order. Examples of such couplings are shown in Fig.(4)

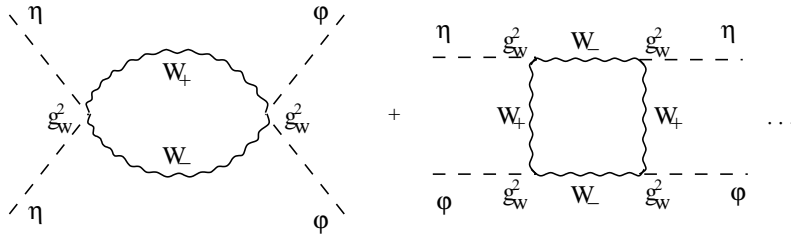


Figure 4: Higher order corrections coupling the η and φ composite bosons.

The diagrams of Fig.(4) will produce new terms for the effective potential of our composite system, therefore we must add to Eq.(4.2) the following terms

$$V_2(\eta, \varphi) = \Pi \eta^\dagger \eta \varphi^\dagger \varphi + \delta \eta^\dagger \varphi \eta \varphi^\dagger + \dots \tag{4.9}$$

The introduction of this expression in the potential of Eq.(4.2) will shift the vevs generated by the effective fields η and φ , and the vev associated to the field η will be shifted to

$$\langle \eta \rangle \sim \begin{pmatrix} \varepsilon \\ 0 \\ v_\eta \end{pmatrix}. \quad (4.10)$$

We do not include the shift in the vev of φ , because $v_\eta \ll v_\varphi$ and the modification is negligible. With this shift the Yukawa lagrangian in terms of the new vevs can be written as

$$\mathcal{L}_Y = a\bar{c}_L v_\eta u_R - a\bar{u}_L v_\eta c_R + b\bar{t}_L v_\varphi t_R - a\bar{c}_L \varepsilon t_R + a\bar{t}_L \varepsilon c_R. \quad (4.11)$$

Therefore, in the base (u, c, t) , the structure of the mass matrix now is

$$\overline{m}^{\frac{2}{3}} = \begin{pmatrix} 0 & -av_\eta & 0 \\ av_\eta & 0 & a\varepsilon \\ 0 & -a\varepsilon & bv_\varphi \end{pmatrix}. \quad (4.12)$$

We have shown that in this model we can easily generate the mass of the first and third generation. Through the use of effective theories we have also demonstrated how the mass of the second generation will also appear. It results from the vacuum alignment of the two strongly interacting systems (qcd and technicolor) contained in $SU(9)$, which belong to different representations of the horizontal symmetry but interact among themselves as shown in Fig.(4). Of course, we must now compute the precise value of the intermediate mass (i.e. the B entry of Eq.(1.1)), what is going to be done in the following section.

5. The mass of the intermediate generation

As we have seen in the previous section, fermions of the first generation couple to the qcd composite bosons, while the fermions of the third generation couple to the composite bosons generated by technicolor. The fermions of the second generation do not couple directly to technifermions, but they couple only at higher order due to diagrams like the one depicted in Fig.(5).

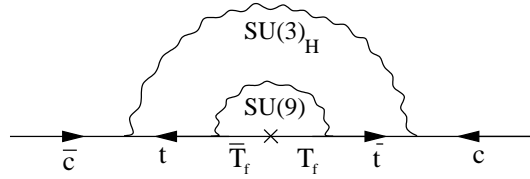


Figure 5: Diagram responsible for the c quark mass generation

The c quark can also obtain mass coupling to the ordinary quarks, but this contribution is negligible when compared to the one of Fig.(5). This is one way to compute the intermediate entry (B) in Eq.(1.1).

The second procedure is through the determination of the coefficients of the effective potential discussed in section IV (i.e. the couplings of Eq.(4.9)). Strictly speaking we have

to study how the different low energy effective theories for qcd and technicolor mix among themselves. Suppose that the full potential is given by

$$V(\eta, \varphi) = \mu_\eta^2 \eta^\dagger \eta + \lambda_\eta (\eta^\dagger \eta)^2 + \mu_\varphi^2 \varphi^\dagger \varphi + \lambda_\varphi (\varphi^\dagger \varphi)^2 + \Pi \eta^\dagger \eta \varphi^\dagger \varphi + \delta \eta^\dagger \varphi \eta \varphi^\dagger. \quad (5.1)$$

The ratios μ_χ^2/λ_χ is fixed by the vacuum expectation values. Our intention is to determine the small coefficients Π and δ that appear in the mixing terms. Knowing these coefficients and minimizing the potential we can determine the intermediate vev. After this we need only to diagonalize the mass matrix to obtain the mass spectrum of the three generations model.

We start considering the second possibility described above, which is the determination of the coupling between the different scalars. We follow a model developed by Carpenter et al. [7, 8] some years ago, where it is discussed the coupling of composite scalars to ordinary fermions and gauge bosons. The vertex that we are going to need is the one shown in Fig.(6),

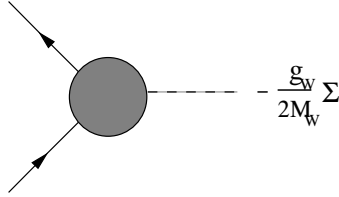


Figure 6: Vertex coupling a scalar composite boson to ordinary fermions

which will allow to determine the coupling between two gauge bosons and two scalar composites, as shown in Fig(7). Σ in Fig. (6) is the self energy of Eq.(3.2). This coupling results from the use of the Ward identities and was determined in Ref.[8].

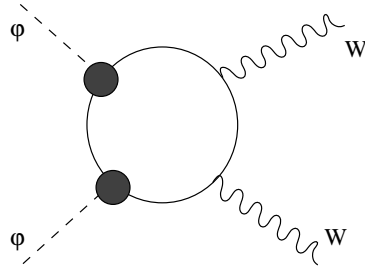


Figure 7: Diagram leading to the coupling between two composite scalar bosons and two gauge bosons

According to the standard Feynman rules and using the coupling of Fig.(6) the effective coupling of Fig.(7) between the scalars bosons and the charged weak bosons is given by

$$i\Pi_{\phi\phi WW} = -\frac{g_W^4 \delta^{ab}}{4M_W^2} \frac{1}{16\pi^4} \int d^4 q \frac{\Sigma_\chi^2 \text{Tr}[q^2 \gamma^\mu q \gamma^\nu q]}{q^8},$$

computing the trace and writing the equation in the Euclidean space, we obtain

$$\Pi_{\phi\phi WW} = -\frac{g_W^4 \delta^{ab}}{M_W^2} \frac{g^{\mu\nu}}{32\pi^2} \int d^2 q \frac{\Sigma_\chi^2}{q^2}. \quad (5.2)$$

Following closely the procedure adopted by Carpenter et al. [8] we may approximate the self energy by $\Sigma_\chi \sim \mu_\chi \left(\frac{q^2}{\mu_\chi^2}\right)^{-\epsilon}$, where $\epsilon = \frac{3C_{2k}g_\chi^2}{16\pi^2}$, to obtain the following coupling between two composite scalars and the intermediate gauge bosons of the weak interaction

$$\Pi_{\phi\phi WW} = -\frac{M_W^2 \delta^{ab}}{2\pi^2} \frac{G_F^2 \mu_\chi^2}{\epsilon_\chi} g^{\mu\nu}. \quad (5.3)$$

Where in this expression the index χ differentiates technicolor and qcd composites and we made use of the relation $\frac{G_F}{\sqrt{2}} = \frac{g_W^2}{8M_W^2}$. Note that the coupling between scalars and gauge bosons is dominated by the ultraviolet limit, where the approximation for the self energy discussed above is also valid. As our interest is in the quartic coupling between qcd and technicolor composite scalar bosons that are shown in Fig.(4), we can compute the first diagram of this figure, which should be equivalent to the coupling Π in Eq.(5.1). The result is

$$\Pi_{\eta\eta\varphi\varphi} = \frac{M_W^4 G_F^4 \mu_{tc}^2 \mu_{qcd}^2}{32\pi^8 \epsilon_{tc} \epsilon_{qcd}}. \quad (5.4)$$

Now we can approximately determine the value of ε assuming that the potential of Eq.(4.2) has a minimum described by the vevs $\langle \varphi \rangle$, Eq.(4.6), and $\langle \eta \rangle$, Eq.(4.10), what lead us to the following value of the potential at minimum

$$V(\eta, \varphi)|_{min} = \mu_\eta^2 v_\eta^2 + \lambda_\eta v_\eta^4 + \mu_\varphi^2 v_\varphi^2 + \lambda_\varphi v_\varphi^4 + \lambda_\eta \varepsilon^4. \quad (5.5)$$

We then compare the minimum of this potential with the one obtained from Eq.(5.1), where the term proportional to δ is neglected in comparison to the one proportional to Π . This is equivalent to say that the second diagram of Fig.(4) is much smaller then the first diagram, and the vevs entering in Eq.(5.1) are the unperturbed ones because the perturbation will enter through the Π term. Finally, assuming that the coefficient describing the coupling between four scalar bosons that are formed in the chiral symmetry breaking of QCD is given by[8]

$$\lambda_\eta = \frac{G_F^2 \mu_{qcd}^4 c\alpha_{qcd}}{\pi}, \quad (5.6)$$

we conclude that

$$\varepsilon \sim B \sim \left(\frac{M_W^4 G_F^2 \mu_{tc}^4}{18\pi^3 c\alpha_{tc}} \right)^{\frac{1}{4}} GeV \sim 16.8 GeV. \quad (5.7)$$

Following an alternative procedure we can also compute \overline{m}_c , or the entry B in the mass matrix, through the diagram of Fig.(5) and verify that the result is not essentially different

from the one of Eq.(5.7). From Fig.(5) with the standard Feynman rules we can write the following expression

$$S_c^{-1} = \int \frac{d^4 q}{(2\pi)^4} \int \frac{d^4 k}{(2\pi)^4} F(k, q), \quad (5.8)$$

where

$$F(k, q) = \gamma^\mu T^a g_h S_F(q) \gamma^\rho t^c g_{gut} S_F(k) \gamma^\lambda t^d g_{gut} D_{\rho\lambda}(q - k) S_F(q) \gamma^\nu T^b g_h D_{\mu\nu}(p - q).$$

With the fermion propagator written as a function of the scalar self energies and using Landau gauge the equation for \overline{m}_c entails

$$\overline{m}_c \simeq 9c_g c_h \int \frac{d^4 q}{(2\pi)^4} \frac{g_h^2}{(q^2 + m_t^2)^2} \frac{q^2}{(q^2 + M_h^2)} \int \frac{d^4 k}{(2\pi)^4} \frac{\Sigma_{TC}(k^2)}{(k^2 + m_Q^2)} \frac{g_{gut}^2}{(k^2 + M_{gut}^2)}, \quad (5.9)$$

where c_g and c_h are Casimir operators related to the gut and horizontal symmetries. As we know that m_t is given by

$$m_t \simeq \frac{3c_g}{16\pi^2} \int dk^2 k^2 \frac{g_{gut}^2 \Sigma_{TC}(k^2)}{(k^2 + M_{gut}^2)^2}, \quad (5.10)$$

we can write for the c quark

$$\overline{m}_c \simeq \frac{3c_h m_t}{16\pi^2} \int dq^2 \frac{g_h^2}{(q^2 + M_h^2)}. \quad (5.11)$$

For simplicity we neglected the momentum dependence in Eq.(5.10), and will also neglect this dependence in the coupling constant in Eq.(5.11). With these approximations Eq.(5.11) is divergent and it will be regularized with a cutoff (the full calculation is lengthy and the result will not differ appreciably). Therefore, the integration gives

$$\overline{m}_c \simeq \frac{3c_h \alpha_h m_t}{4\pi} [\ln(M_h^2 + \Lambda^2) - \ln(M_h^2)], \quad (5.12)$$

where Λ is the ultraviolet cutoff and can naturally be taken as $\Lambda^2 \sim M_{gut}^2$, leading to

$$B = \overline{m}_c \sim \frac{3c_h \alpha_h m_t}{4\pi} \ln(1 + \frac{M_{gut}^2}{M_h^2}). \quad (5.13)$$

Note that we have made several simplifications until we came to Eq.(5.13), the final result should also depend on m_t and m_Q . To estimate the nondiagonal c quark mass (\overline{m}_c or B) we will suppose that the horizontal symmetry boson mass scale is about $M_h \sim 10^{13}$ GeV [12] in order to obtain

$$B \sim \frac{14\alpha_h m_t}{\pi}. \quad (5.14)$$

The assumption that the mass scale for the horizontal symmetry is of the order of the gut one is plausible within our model, where all these symmetries will be broken at very high energies. The dependence on the ratio of these masses in Eq.(5.13) is only a logarithmic one.

The above result could be expected since in a similar model, but with fundamental scalars, Barr and Zee [13] obtained a quite similar result between the first and second generation of leptons $m_e = \frac{N\alpha_h m_\mu}{\pi}$. In their model the muon would obtain mass at the 1-loop level coupling to heavier leptons X , and N in their model would be a number of $O(1)$. The difference between our models is that the top quark is the one obtaining mass at 1-loop level, and the c quark is obtaining mass at a 2-loop level, coupling to the top quark through the horizontal symmetry. Considering the expected numerical values of all constants we obtain $\overline{m}_c \sim 17$ GeV, which is of the order of the previous determination. In this section we obtained the entry of the mass matrix correspondent to the intermediate generation. We have made several approximations and differences of factors of $O(2)$ or more would not be surprising in our approach. Actually it would be too ambitious if we wanted to compute the vacuum alignment of the two strongly interacting sectors (qcd and technicolor) with a better precision. In the next section we proceed to the diagonalization of the mass matrix.

6. The diagonalized mass matrix

In this section we will proceed to the mass matrix diagonalization in order to obtain the fermionic mass spectrum. To write the mass matrix we have to consider that for the heaviest generation, and in particular for the top quark, there are several diagrams that contribute to the mass. The same happens for the lighter generation. The top quark receive mass coupling to the techniquarks and technileptons through all the possible interactions (the ones contained in the $SU(9)$ group as well as the ones due to the horizontal symmetry). The different charges, couplings as well as condensates will also produce one splitting in the masses of fermions of the same generation as indicated in Figs.(8) and (9). For instance, when computing diagrams involving the technileptons and techniquarks condensates we assume

$$\langle \bar{L}L \rangle = \frac{1}{3} \langle \bar{Q}Q \rangle, \quad (6.1)$$

because the techniquarks carry also the three color degrees of freedom.

Let us consider only the $\frac{2}{3}$ charged quarks and verify their different contributions to the matrix in Eq.(1.1). These will come from the diagrams labeled (a), (b) and (c) in Fig.(3) and are equal to

$$\begin{aligned} A &= \frac{1\mu_{qcd}}{10c\alpha_{qcd}} \left[1 + bg_{qcd}^2 \ln \frac{M_5^2}{\mu_{qcd}^2} \right]^{-\gamma_{qcd}+1} + \frac{4\mu_{qcd}}{135c\alpha_{qcd}} \left[1 + bg_{qcd}^2 \ln \frac{M_h^2}{\mu_{qcd}^2} \right]^{-\gamma_{qcd}+1}, \\ B &= \frac{28\mu_{tc}}{675\pi c\alpha_{tc}} \left[1 + bg_{tc}^2 \ln \frac{M_9^2}{\mu_{tc}^2} \right]^{-\gamma_{tc}+1}, \end{aligned}$$

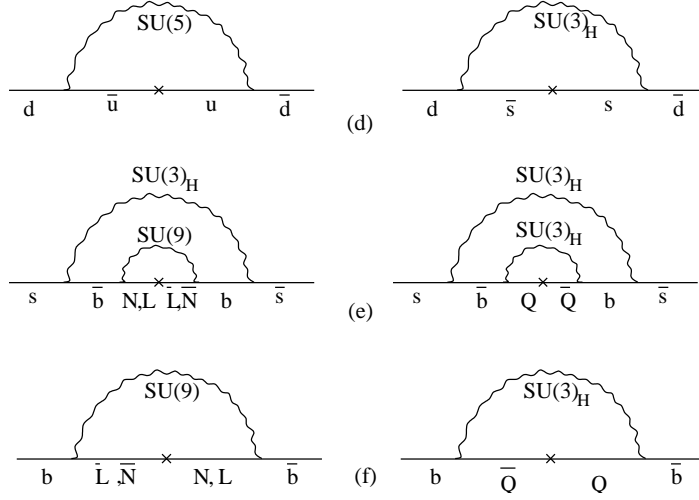


Figure 8: Diagrams contributing to the mass generation of 1/3 charged quarks.

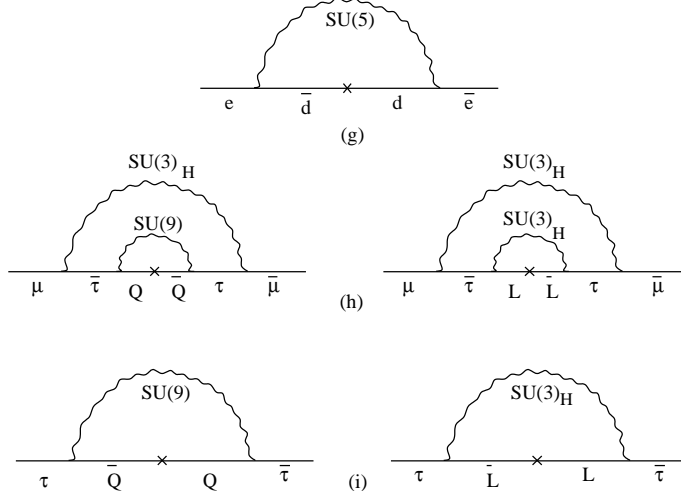


Figure 9: Diagrams contributing to lepton masses.

$$C = \frac{2\mu_{tc}}{15c\alpha_{tc}} \left[1 + bg_{tc}^2 \ln \frac{M_9^2}{\mu_{tc}^2} \right]^{-\gamma_{tc}+1} \quad (6.2)$$

Where the contributions for A , B and C come respectively from the diagrams (a), (b) and (c) displayed in Fig.(3) and again we assumed $\alpha_k \sim \frac{1}{45}$.

As the mass matrix is the same obtained in Ref.[1] we can use the same diagonalization procedure to obtain the t , c and u quark masses. Therefore, as in Ref.[1], we assume the following rotation matrix to diagonalize Eq.(1.1)

$$R(\theta_1, \theta_2) = \begin{pmatrix} \cos \theta_1 & \sin \theta_1 & 0 \\ -\sin \theta_1 & \cos \theta_1 & 0 \\ 0 & 0 & 1 \end{pmatrix} \begin{pmatrix} 1 & 0 & 0 \\ 0 & \cos \theta_2 & \sin \theta_2 \\ 0 & -\sin \theta_2 & \cos \theta_2 \end{pmatrix},$$

which is useful in the limit $m_u \ll m_c \ll m_t$.

The diagonalized matrix is giving by

$$M_{f_{Diag}}^{\frac{2}{3}} = R^{-1}(\theta_1, \theta_2) M_f R(\theta_1, \theta_2), \quad (6.3)$$

and after diagonalization we obtain

$$m_u \sim \frac{|A|^2}{|B|^2} |C|, \quad m_c \sim \frac{|B|^2}{|C|} \quad \text{and} \quad m_t \sim |C|, \quad (6.4)$$

where in Eq.(6.2) we defined the entries A , B and C . We will also assume the gut mass scale as $M_{gut} \sim 10^{16}$ GeV and the horizontal mass scale equal to $M_h \sim 10^{13}$ GeV as discussed in Section V. The several constants contained in Eq.(6.2) are $b_{tc} = \frac{1}{16\pi^2} \frac{26}{3}$, $b_{qcd} = \frac{7}{16\pi^2}$, $\gamma_{tc} = \frac{15}{23}$ and $\gamma_{qcd} = \frac{4}{7}$, below we plot the behavior of the fermion masses as a function of the parameter $c\alpha_{[tc, qcd]}$, in the calculation we also assumed $\alpha_h \sim \alpha_k \sim \frac{1}{45}$, $\mu_{tc} = 250 \text{ GeV}$ and $\mu_{qcd} = 250 \text{ MeV}$.

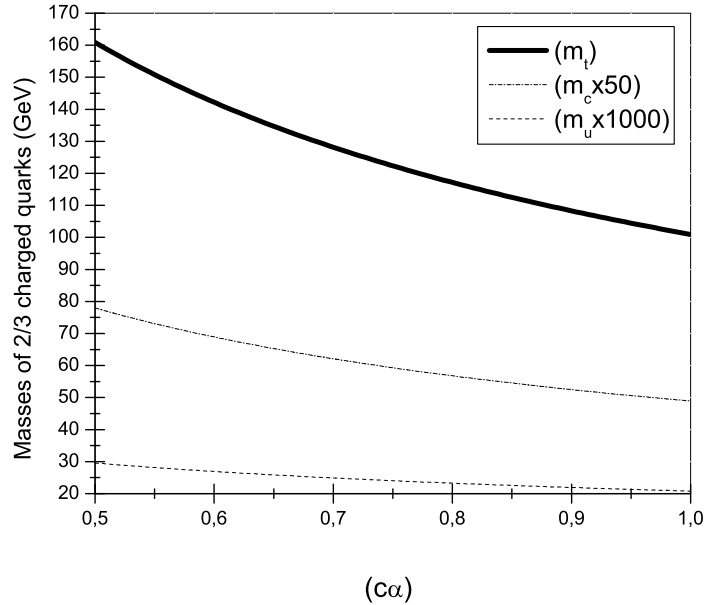


Figure 10: Plot showing the behavior of the u , c and t quark masses as a function of the parameter $c\alpha$

In Fig.(10) it is shown the behavior of the u , c and t quark masses as a function of the parameter $c\alpha = c\alpha_{tc} = c\alpha_{qcd}$. In Fig.(11) it is shown the behavior of the d , s and b quark masses.

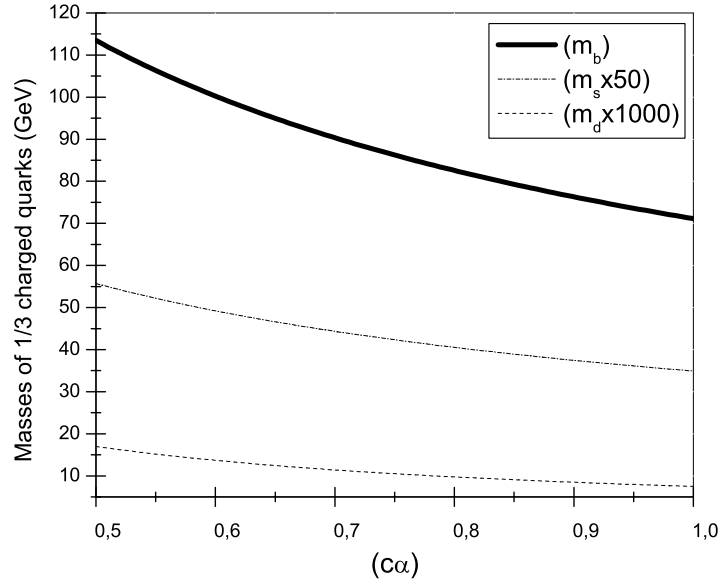


Figure 11: Behavior of the d , s and b quark masses as a function of the parameter $c\alpha$

The behavior of the lepton masses as a function of the parameter $c\alpha$ are show in the Fig.(12).

We display in Table 1 the fermionic mass spectrum obtained in this model. Considering the figures shown above, we select the values for the masses fixing the parameter $c\alpha = 0.5$ for simplicity. The two columns were obtained using the two different determinations of the coefficient B described in Section V.

In Table 1 the values indicated by (*) are the ones with larger disagreement in comparison to the experimental values, the other values show a quite reasonable agreement if we consider all the approximations that we have performed and the fact that we have a totally dynamical scheme. The values of the u and e masses can be easily lowered with a smaller value of μ_{qcd} . Of course, we are also assuming a very particular form for the mass matrix based in one particular family symmetry. Better knowledgement of the symmetry behind the mass matrix, and a better understanding of the strong interaction group alignment will certainly improve the comparisom between data and theory. The high value for the masses obtained for some of the second generation fermions also come out from the overestimation of the b and τ masses. The mass splitting between the t and b quarks,

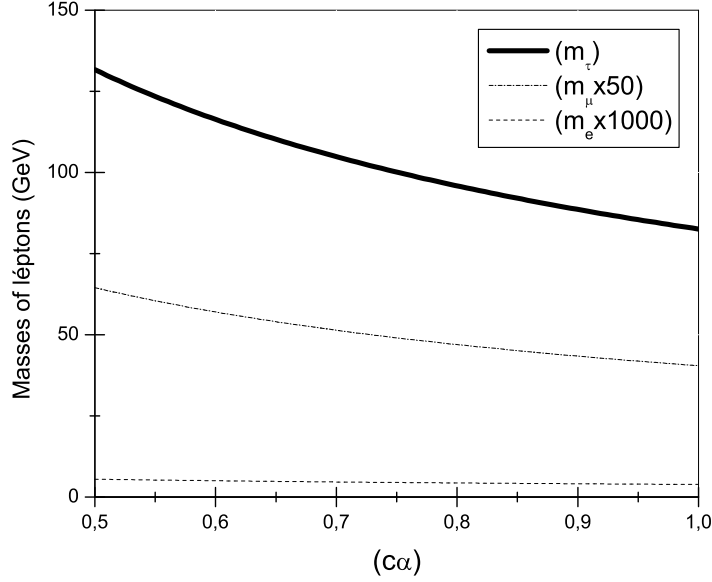


Figure 12: Lepton masses as function of the parameter $c\alpha$.

| Masses | $B = \frac{14\alpha_h m_t}{\pi}$ | $B = \left(\frac{M_W^4 G_F^2 \mu_{tc}^4}{18\pi^3 c\alpha_{tc}} \right)^{\frac{1}{4}}$ | Masses | $B = \frac{14\alpha_h m_t}{\pi}$ | $B = \left(\frac{M_W^4 G_F^2 \mu_{tc}^4}{18\pi^3 c\alpha_{tc}} \right)^{\frac{1}{4}}$ |
|-------------|----------------------------------|--|----------------|----------------------------------|--|
| m_t | 160.3 GeV | 160.3 GeV | m_d | 15.6 Mev | 6.86 Mev |
| m_c | 1.57 GeV | 1.76 GeV | m_e | 5.5 Mev | 3.32 Mev |
| m_u | 29.6 Mev | 26.4 Mev | $m_\mu^{(*)}$ | 1.30 GeV | 2.15 GeV |
| $m_b^{(*)}$ | 113 GeV | 113 GeV | $m_\tau^{(*)}$ | 131.2 GeV | 131.2 GeV |
| $m_s^{(*)}$ | 1.10 GeV | 2.50 GeV | | | |

Table 1: Approximate values for quarks and leptons masses according to the possible values of couplings and strongly interacting mass scales.

which is far from the desirable result, is a problem that has not been satisfactorily solved in most of the dynamical models of mass generation up to now. It is possible that an extra symmetry, preventing these fermions to obtain masses at the leading order as suggested by Raby [15] can be easily implemented in this model. We will discuss these points again in the conclusions. Finally considering that we do not have any fcnc problems, assume only the existence of quite expected symmetries as the gut and family symmetries, the model does quite well in comparison with many other models.

7. Pseudo-Goldstone boson masses

Another problem in technicolor models is the proliferation of pseudo-Goldstone bosons [2, 3, 14]. After the chiral symmetry breaking of the strongly interacting sector a large number of Goldstone bosons are formed, and only few of these degrees of freedom are absorbed by the weak interaction gauge bosons. The others may acquire small masses resulting in light pseudo-Goldstone bosons that have not been observed experimentally. We will discuss how in our model these bosons obtain masses that are large enough to have escaped detection at the present accelerator energies, but will show up at the next generation of accelerators (for instance, LHC).

We can list the possible pseudo Goldstone bosons according to their different quantum numbers:

Colored pseudos: They carry color degrees of freedom and can be divided into the **3** or **8** color representations. We can indicate them by

$$\Pi^a \sim \bar{Q}\gamma_5\lambda^a Q.$$

Charged pseudos: These ones carry electric charge and we can take as one example the following current

$$\Pi^+ \sim \bar{L}\gamma_5 Q.$$

Neutral pseudos: They do not carry color or charge and one example is

$$\Pi^0 \sim \bar{N}\gamma_5 N.$$

Following closely Ref.[14] the standard procedure to determine the $SU(3)_{qcd}$ contribution to the mass (M_c) of a colored pseudo Goldstone boson gives

$$M_c \sim \left(\frac{C_2(R)\alpha_c(\mu)}{\alpha_{el}} \right)^{\frac{1}{2}} \frac{F_\Pi}{f_\pi} 35.5 MeV \sim 170\sqrt{C_2(R)} GeV \sim O(300) GeV. \quad (7.1)$$

While the electromagnetic contribution to the mass of the charged pseudos Goldstone bosons is estimated to be [14]

$$M_{em} \sim Q_{ps} \frac{F_\Pi}{f_\pi} 35.5 MeV \sim Q_{ps} 47 GeV \sim O(50 GeV), \quad (7.2)$$

in the equations above we assumed that the technipion and pion decay constants are given by $F_\Pi \approx 125 GeV$ and $f_\pi \approx 95 MeV$, Q_{ps} is the electric charge of the pseudo-Goldstone boson, and $C_2(R)$ is the quadratic Casimir operator in the representation R of the pseudo-Goldstone boson under the tc group. There is not much to change in these standard calculations, except that due to the particular form of the technifermion self energy the technifermion will acquire large masses, and subsequently the pseudos-Goldstone bosons formed with these ones.

We know that any chiral current Π^f can be written as a vacuum term $m_f < \bar{\psi}_f \psi_f >$ plus electroweak (color, ...) corrections [16], where m_f is the current mass of the fermion ψ_f participating in the composition of the current Π^f , neglecting the electroweak corrections and using PCAC in the case of qcd we obtain the Dashen relation

$$m_\pi^2 \approx \frac{m_q \langle \bar{q}q \rangle}{f_\pi^2}, \quad (7.3)$$

where $\langle \bar{q}q \rangle$ is the quark condensate. Of course this relation is valid for any chiral current and in particular for the technifermions we can write

$$M_\Pi^2 \approx \frac{M_{T_f} \langle \bar{T}_f T_f \rangle}{F_\Pi^2}, \quad (7.4)$$

where M_{T_f} is the technifermion current mass. In the usual models (with $\alpha = 1$ in Eq.(1.2)) the technifermions are massless or acquire very tiny masses leading to negligible values for M_Π . In our model this is not true. All technifermions acquire masses due to the self-interaction with their own condensates through the interchange of grand unified bosons.

There are several bosons in the $SU(9)$ (and also in the $SU(3)_H$) theory connecting to technifermions and generating a current mass as is shown in Fig.(13).

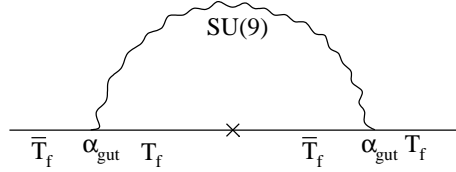


Figure 13: Diagram responsible for the technifermion mass generation.

A simple estimative, based on Eq.(3.11), of the contribution of Fig.(13) to the technifermion masses gives

$$M_{T_{fSU(9)}} \sim O(80 - 130)GeV. \quad (7.5)$$

If we also include the contribution of the same diagram where the exchanged boson is a horizontal $SU(3)_H$ boson coupling technifermions of different generations, we must add to the above value the following one

$$M_{T_{fSU(3)_H}} \sim O(10 - 40)GeV. \quad (7.6)$$

Therefore, we expect that the technifermion masses are at least of the order of $M_{T_f} \approx O(100)GeV$. Now, according to Eq.(7.4) and assuming $\langle \bar{T}_f T_f \rangle \sim F_\Pi^3$ we have the following estimative for the pseudo-Goldstone boson masses

$$M_\Pi \sim O(100)GeV. \quad (7.7)$$

Note that in this calculation we have not considered the qcd or electroweak corrections discussed previously. Therefore, even if the pseudo-Goldstones bosons do not acquire masses due to qcd or electroweak corrections they will at least have masses of order of 100 GeV because of the “current” technifermion masses obtained at the $SU(9)$ (or $SU(3)_H$) level.

8. Conclusions

We have presented a grand unified technicolor theory based on the group structure $SU(9) \times SU(3)_H$. The model is based on a particular ansatz for the tc and qcd self energy. We justify this choice in the appendix, but even if it is considered as an “ad-hoc” choice for the self energy the main point of the model is that we can build a consistent model for fermion masses. This is the only new ingredient in the model, all the others (gut and horizontal symmetry) are naturally expected in the current scenario of particle physics.

One of the characteristics of the model is that the first fermionic generation basically obtain masses due to the interaction with the qcd condensate, whereas the third generation obtain masses due to its coupling with the tc condensate. The reason for this particular coupling and for the alignment of the strong theory sectors generating intermediate masses is provided by the $SU(3)_H$ horizontal symmetry. Of course, our model is not successful in predicting all the fermion masses although it has a series of advantages. It does not need the presence of many etc boson masses to generate the different fermionic mass scales. The etc theory is replaced by the gut and horizontal symmetries. It has no flavor changing neutral currents or unwanted light pseudo-Goldstone bosons.

There are many points that still need some work in this line of model. The breaking of the gut and horizontal symmetries is not discussed, and just assumed to happen near the Planck scale and possibly could be promoted by fundamental scalar bosons. The mass splitting in the third generation could be produced with the introduction of a new symmetry. For instance, if in the $SU(9)$ breaking besides the standard model interactions and the technicolor one we leave an extra $U(1)$, maybe we could have quantum numbers such that only the top quark would be allowed to couple to the tc condensate at leading order. This possibility should be further studied because it also may introduce large quantum corrections in the model.

In this class of models we can choose different gut theories, different horizontal symmetries with different textures for the mass matrix which will certainly modify the values of the fermion masses that we have obtained. The alignment of the strongly interacting sectors can be studied only with many approximations, but it is quite possible that it generates more entries to the mass matrix than only the term B . With the evidences for neutrino masses that appeared recently it would be also interesting to study models containing right handed components for the light neutrinos.

Acknowledgments

This research was supported by the Conselho Nacional de Desenvolvimento Científico e Tecnológico (CNPq) (AAN) and by Fundação de Amparo à Pesquisa do Estado de São Paulo (FAPESP) (AD).

The self energy ansatz

The expression for the quarks or techniquarks self energy have been obtained mainly with two techniques: solution of the Schwinger-Dyson equations (SDE) for the fermionic propagators and the operator product expansion (OPE).

We will not discuss too long the SDE solutions. First because it became clear in the last years that the high energy behavior of these chiral symmetry breaking solutions can be dominated by higher order interactions (like four fermion interactions), that are relevant at or above the tc or qcd scale of chiral symmetry breaking [3]. It is also worth mentioning that in the numerical techniques it is extremely difficult to isolate a very slowly decreasing of the self energy, if it happens much above the confinement scale. In this way the SDE solutions may come out with the coefficient α of Eq.(1.2) varying from 0 to 1, depending on how large is the effect of these higher order interactions. Secondly, recently it has been pointed out that the gauge boson propagator (gluon or technigluon) could be infrared finite containing a new mass scale [17]. Considering that chiral symmetry breaking has not been fully understood with this new infrared ingredient and within the SDE approach, we do not believe that we can use SDE solutions to definitively settle the question of the self energy behavior of the strongly interacting fermions at high momenta.

The determination of the quark self energy through OPE indicates that $\alpha = 1$ in Eq.(1.2) and not $\alpha = 0$ as we assume here [18]. Of course, this result could be modified by the higher order operators as assumed in Ref.[7, 8]. But this is not the strongest argument against this result, and we will argue that exactly for $\alpha = 0$ the OPE result may not be correct. Let us recall some of the results of Ref.[4], where the vacuum energy for composite operators was computed for the general expression of Eq.(1.2). There are two important points: a) It does not matter what is the theory (or the coefficients α and β) the minimum of energy always happens for $\alpha = 0$, b) For $\alpha = 0$ the value of the vacuum energy is proportional to $1/g^2$, i.e. in Ref.[4] the deepest minimum of the vacuum energy $\langle\Omega\rangle$ computed with Eq.(1.2) is given by

$$\langle\Omega(g, \mu)\rangle \propto \frac{1}{g^2}\mu^4.$$

Exactly for this case it was shown by Gupta and Quinn [19] that standard OPE may fail! Because for such vacuum expectation value OPE is correct only at the leading-twist contribution [19]. However, there is no leading-twist contribution for the mass operator in the chiral limit! For this reason we believe that it is doubtful that OPE can also be decisive to select the asymptotic form of the self energy.

Considering what was discussed above, we cannot be totally sure that the SDE and OPE techniques have undoubtedly decided which is the specific asymptotic behavior of the quark or techniquark self energy. On the other hand in favor of the solution with $\alpha = 0$ we have the following reasonings: 1) It is the only one that leads to an absolute minimum of energy [4]. 2) It is the only one that can reproduce Regge-pole solutions [20]. 3) It is the only one that has been obtained in two other nonperturbative techniques [21, 22]. Where one of these methods makes use of the Nambu-Jona-Lasinio procedure to treat the

nonperturbative vacuum, which brought so many information about the physics of chiral symmetry breaking [21]. Therefore, we believe that there are enough reasons to consider it as a viable solution. Finally, in the most pessimistic point of view that chiral symmetry breaking in qcd (or tc) is explained by confinement, as numerous authors in the eighties have considered in detail, we could just consider Eq.(1.2) with $\alpha = 0$ as a reasonable ansatz.

References

- [1] H. Fritzsch, *Quark masses and flavor mixing*, Nucl. Phys. **B 155**, 189 (1979);
H. Fritzsch and Z. Xing, *Mass and flavour mixing schemes of quarks and leptons*, Prog. Part. Nucl. Phys. **45**, 1 (2000).
- [2] S. Weinberg, *Implications of dynamical symmetry breaking*, Phys. Rev. **D 13**, 974 (1976);
S. Weinberg, *Implications of dynamical symmetry breaking: An addendum*, Phys. Rev. **D 19** 1277 (1979);
L. Susskind, *Dynamics of spontaneous symmetry breaking in the Weinberg-Salam theory*, Phys. Rev. **D 20**, 2619 (1979).
- [3] C. T. Hill and E. H. Simmons, *Strong dynamics and electroweak symmetry breaking*, hep-ph/0203079.
- [4] A. Doff and A. A. Natale, *Energy criterion to select the behavior of dynamical masses in technicolor models*, Phys. Lett. **B 537**, 275 (2002).
- [5] S. Dimopoulos and L. Susskind, *Mass without scalars*, Nucl. Phys. **B 155**, 237 (1979);
E. Eichten and K. Lane, *Dynamical breaking of weak interaction symmetries*, Phys. Lett. **B 90**, 125 (1980).
- [6] S. Dimopoulos, S. Raby and P. Sikivie, *Problems and virtues of scalarless theories of electroweak interactions*, Nucl. Phys. **B 176**, 449 (1980);
S. Dimopoulos and J. Ellis, *Challenges of extended technicolor theories*, Nucl. Phys. **B 182**, 505 (1981).
- [7] J. D. Carpenter, R. E. Norton and A. Soni, *Ultraviolet dynamical symmetry breaking and a model of grand unification*, Phys. Lett. **B 212**, 63 (1988).
- [8] J. Carpenter, R. Norton, S. Siegemund-Broka and A. Soni, *Properties of a composite higgs particle in a dynamically broken formulation of the standard model*, Phys. Rev. Lett. **65**, 153 (1990).
- [9] A. A. Natale, *Fermion masses and the extended technicolor scale*, Z. Phys. **C 21**, 273 (1984);
A. A. Natale, *Technicolor and the asymptotic behavior of dynamically generated masses*, Z. Phys. **C 30**, 427 (1986).
- [10] Paul H. Frampton, *No-go theorem for $SU(N)$ unification of extra-strong interactions*, Phys. Rev. Lett. **43**, 1912 (1979);
Michael T. Vaughn, *Massless fermions representations in grand unified gauge theories*, J. Phys. G **5**, 1371 (1979).
- [11] J. M. Cornwall, *Spontaneous symmetry breaking without scalar mesons 2*, Phys. Rev. **D 10** 500 (1974);
S. Raby, S. Dimopoulos and L. Susskind, *Tumbling gauge theories*, Nucl. Phys. **B 169**, 373 (1980).

- [12] G. B Gelmini, J. M. Gérard, T. Yanagida and G. Zoupanos, *Fermion mass hierarchy and global horizontal symmetries*, Phys. Lett. **B 135**, 103 (1984);
F. Wilczek and A. Zee, *Horizontal interaction and weak mixing angles*, Phys. Rev. Lett **42**, 421 (1979).
- [13] S. M. Barr and A. Zee, *Calculating the electron mass in terms of measured quantities*, Phys. Rev. **D 17**, 1854 (1978).
- [14] S. Dimopoulos, *Technicolored signatures*, Nucl. Phys. **B 168**, 69 (1980).
- [15] S. Raby, *Some thoughts on the mass of the top quark*, Nucl. Phys. **B 187**, 446 (1981).
- [16] B. Machet and A. A. Natale, *$\Pi^+\Pi^0$ and K^+K^0 mass differences in the standard $SU(3)_c \otimes SU(2)_L \otimes U(1)$ theory of strong, electromagnetic and weak interactions*, Ann. Phys. **160**, 114 (1985).
- [17] R. Alkofer and L. von Smekal, *The infrared behavior of QCD green's functions: Confinement dynamical symmetry breaking, and hadrons as relativistic bound states*, Phys. Rep. **353**, 281 (2001);
A. C. Aguilar, A. Mihara and A. A. Natale, *Freezing of the QCD coupling constant and solutions of Schwinger-Dyson equations*, Phys. Rev. **D 65**, 054011 (2002).
- [18] H. D. Politzer, *Effective quark masses in the chiral limit*, Nucl. Phys. **B 117**, 397 (1976).
- [19] S. Gupta and H. R. Quinn, *The operator product expansion and vacuum instability*, Phys. Rev. **D 26**, 499 (1982);
S. Gupta and H. R. Quinn, *The operator product expansion and vacuum instability: An addendum*, Phys. Rev. **D 27**, 980 (1983).
- [20] P. Langacker, *New class of bound-state solutions in field theory*, Phys. Rev. Lett. **34**, 1592 (1975).
- [21] L.-N. Chang and N.-P. Chang, *The renormalization group analysis of dynamical symmetry breaking in QCD*, Phys. Rev. **D 29**, 312 (1984);
L.-N. Chang and N.-P. Chang, *Bifurcation and dynamical symmetry breaking in a renormalization group improved field theory*, Phys. Rev. Lett. **54**, 2407 (1985);
N.-P. Chang and D. X. Li, *Dynamical generation of fermion masses*, Phys. Rev. **D 30**, 790 (1984).
- [22] K. Stam, *Dynamical chiral symmetry breaking*, Phys. Lett. **B 152**, 238 (1985).