

# The origin of the first and third generation fermion masses in a technicolor scenario

A. Doff and A. A. Natale

Instituto de Física Teórica, UNESP, Rua Pamplona 145, 01405-900, São Paulo, SP, Brazil

Received: date / Revised version: date

**Abstract.** We argue that the masses of the first and third fermionic generations, which are respectively of the order of a few MeV up to a hundred GeV, are originated in a dynamical symmetry breaking mechanism leading to masses of the order  $\alpha\mu$ , where  $\alpha$  is a small coupling constant and  $\mu$ , in the case of the first fermionic generation, is the scale of the dynamical quark mass ( $\approx 250$  MeV). For the third fermion generation  $\mu$  is the value of the dynamical techniquark mass ( $\approx 250$  GeV). We discuss how this possibility can be implemented in a technicolor scenario, and how the mass of the intermediate generation is generated.

**PACS.** 12.60.Nz Technicolor models – 12.10.Dm Unified theories and models of strong and electroweak interactions – 14.80.Cp Non-standard-model Higgs bosons

## 1 Introduction

The standard model is in excellent agreement with the experimental data. The only still obscure part of the model is the one responsible for the mass generation, i.e. the Higgs mechanism. In order to make the mass generation mechanism more natural there are several alternatives, where the most popular ones are supersymmetry and technicolor. In the first one the mass generation occurs through the existence of non-trivial vacuum expectation values of fundamental scalar bosons while in the second case the bosons responsible for the breaking of gauge and chiral symmetry are composite. Up to now the fermionic mass spectrum is the strongest hint that we have in order to unravel the symmetry breaking mechanism. A simple and interesting way to describe the fermionic mass spectrum is to suppose that the mechanism behind mass generation is able to produce a non-diagonal mass matrix with the Fritzsch texture [1]

$$M_f = \begin{pmatrix} 0 & A & 0 \\ A^* & 0 & B \\ 0 & B^* & C \end{pmatrix}. \quad (1)$$

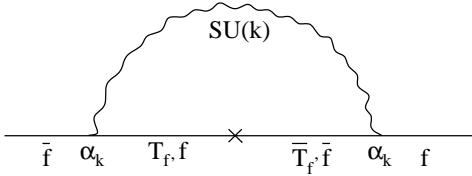
This matrix is similar for the charged leptons, 1/3 and 2/3 charged quarks. The entry  $C$  is proportional to the mass of the third generation fermion, while the entry  $A$  is proportional to the mass of the lighter first generation. The diagonalization of such mass matrix will determine the CKM mixing angles and the resulting diagonal mass matrix should reproduce the observed current fermion masses. There are other possible patterns for the mass matrix and we choose the one of Eq.(1) just for simplicity. We call attention to the values of  $A$  and  $C$ . They

must be of order of a few MeV and a hundred GeV respectively. In models with a fundamental Higgs boson the values of  $A$  and  $C$  are obtained due to adjusted vacuum expectation values (vev) or Yukawa couplings. In this way there is no natural explanation for the values of  $A$  and  $C$ ; they appear just as an *ad hoc* choice of couplings! The question that we would like to discuss here is how we naturally can generate the scales  $A$  and  $C$ ? In order to do so let us recall which are the mass scales in the standard model. In this model we have basically two natural mass scales:  $\mu_{qcd} \approx 250$  MeV, which is the quantum chromodynamics (qcd) dynamical quark mass scale and  $v \approx 250$  GeV, the vacuum expectation value of the fundamental Higgs field responsible for the gauge symmetry breaking. As qcd is already an example of a theory with dynamical symmetry breaking we will also assume that technicolor (tc) models provide a more natural way to explain the gauge symmetry breaking [2,3], *i.e.* at this level all the symmetry breaking mechanisms should be dynamical. Therefore we will not discuss about a fundamental scalar field with vev  $v$  but of a composite scalar field characterized by  $\mu_{tc} \approx 250$  GeV, which is the scale of the dynamical techniquark mass. Of course, at very high energies we possibly have other natural mass scales as the Planck one, a grand unified theory (gut) scale  $M_{gut}$  or a horizontal (family) symmetry mass scale  $M_h$ , although it is far from clear how such scales interfere with the values of  $A$  and  $C$ . Finally, in tc models we may also have the extended technicolor (etc) mass scale  $M_{etc}$  [4] upon which no constraint can be established above the 1 TeV scale [5]. In this work we will build a model where the scales  $A$  and  $C$  of Eq.(1) can be related respectively to the scales  $\mu_{qcd}$  and  $\mu_{tc}$  times some small coupling constant. The values of

Eq.(1) will depend the least as possible on the very high energy mass scales like  $M_{gut}$ ,  $M_{etc}$ , etc ... The model will require a very peculiar dynamics for the tc theory as well as for qcd, and this peculiarity in what concerns qcd differs the present approach from any other that may be found in the literature. In the next section we discuss which is the dynamics of non-Abelian theories that will lead to the desired relation between  $A(C)$  and  $\mu_{qcd}(\mu_{tc})$ . In Section III we introduce a model assuming that its strongly interacting sector has the properties described in the previous section, and show that the intermediate mass scale ( $B$ ) of Eq.(1) appears naturally in such a scheme. In Section IV we compute the fermion mass matrix. Section V contain some brief comments about the pseudo goldstone bosons that appear in our model and we draw our conclusions in the last section.

## 2 The self-energy of quarks and techniquarks

In tc models the ordinary fermion mass is generated through the diagram shown in Fig.(1). In Fig.(1) the boson indicated by  $SU(k)$  corresponds to the exchange of a non-Abelian boson, with coupling  $\alpha_k$  to fermions ( $f$ ) or technifermions ( $T$ ). In the models found in the literature the role of the  $SU(k)$  group is performed by the extended technicolor group and the boson mass is given by  $M_{etc}$ . To perform the calculation of Fig.(1) we can use the fol-



**Fig. 1.** Typical diagram contributing to the fermion masses of the first and third generation. The exchange of the boson indicated by  $SU(k)$  plays the same role of an extended technicolor boson.

lowing general expression for the techniquark (or quark) self-energy [6]

$$\Sigma(p)_g = \mu \left( \frac{\mu^2}{p^2} \right)^\theta [1 + b g_{tc(qcd)}^2(\mu^2) \ln(p^2/\mu^2)]^{-\gamma \cos(\theta\pi)} \quad (2)$$

where in the last equation we identified  $\gamma = \gamma_{tc(qcd)}$  as the canonical anomalous dimension of the tc(qcd) mass operator, and  $\mu$  is the dynamical fermion (tc or qcd) mass. The advantage of using such expression is that it interpolates between the extreme possibilities for the technifermion (or quark) self-energy, *i.e.* when  $\theta = 1$  we have the soft self-energy giving by

$$\Sigma_s(p) = \frac{\mu^3}{p^2} [1 + b g_{tc(qcd)}^2(\mu^2) \ln(p^2/\mu^2)]^\gamma, \quad (3)$$

which is the one obtained when the composite operator  $\langle \bar{\psi}_i \psi_i \rangle \equiv \mu_i^3$  has canonical dimension and where  $i$  can indicate  $tc$  or  $qcd$ . When  $\theta = 0$  operators of higher dimension may lead to the hard self-energy expression

$$\Sigma_h(p) = \mu [1 + b g_{tc(qcd)}^2(\mu^2) \ln(p^2/\mu^2)]^{-\gamma}, \quad (4)$$

where  $\gamma$  must be larger than  $1/2$  and the self-energy behaves like a bare mass [7]. Therefore no matter is the dimensionality of the operators responsible for the mass generation in technicolor theories the self-energy can always be described by Eq.(2). In the above equations  $g_{tc(qcd)}$  is the technicolor(qcd) coupling constant and  $\gamma = \frac{3c_{tc(qcd)}}{16\pi^2 b}$ , where  $c_{tc(qcd)} = \frac{1}{2}[C_2(R_1) + C_2(R_2) - C_2(R_{\bar{\psi}\psi})]$ , with the quadratic Casimir operators  $C_2(R_1)$  and  $C_2(R_2)$  associated to the  $R.H$  and  $L.H$  fermionic representations of the technicolor(qcd) group, and  $C_2(R_{\bar{\psi}\psi})$  is related to the condensate representation.  $b$  is the  $g_{tc(qcd)}^3$  coefficient of the technicolor(qcd) group  $\beta$  function. The complete equation for the dynamical fermion mass displayed in Fig.(1) is

$$m_f = a_k \int d^4 q \left( \frac{\mu^2}{q^2} \right)^\theta \frac{g_k^2(q) [1 + b_{tc(qcd)} g_{tc(qcd)}^2 \ln(\frac{q^2}{\mu^2})]^{-\delta}}{(q^2 + M_k^2)(q^2 + \mu_{tc(qcd)}^2)}, \quad (5)$$

where we define  $a_k = \frac{3C_{2k}\mu_{tc(qcd)}}{16\pi^4}$ . In the last equation  $C_{2k}$  is the Casimir operator related to the fermionic representations of the  $SU(k)$  (or etc) group connecting the different fermions (tc or qcd),  $g_k$  and  $M_k$  are the respective coupling constant and gauge boson mass, a factor  $\mu_{tc(qcd)}$  remained in the fermion propagator as a natural infrared regulator and  $\delta = \gamma \cos \theta \pi$ ,  $g_k^2(q)$  is assumed to be giving by

$$g_k^2(q^2) \simeq \frac{g_k^2(M_k^2)}{(1 + b_k g_k^2(M_k^2) \ln(\frac{q^2}{M_k^2}))}. \quad (6)$$

Note that in Eq.(5) we have two terms of the form  $[1 + b_i g_i^2 \ln q^2]$  where the index  $i$  can be related to tc(qcd) or  $SU(k)$ . To obtain an analytical formula for the fermion mass we will consider the substitution  $q^2 \rightarrow \frac{x M_k^2}{\mu_i^2}$ , and we will assume that  $b_k g_k^2(M_k) \approx b_{tc(qcd)} g_{tc(qcd)}^2(M_k)$ , what will simplify considerably the calculation. Knowing that the  $SU(k)$  group usually is larger than the tc(qcd) one, we computed numerically the error in this approximation for few examples found in the literature. The resulting expression for  $m_f$  will be overestimated by a factor  $1.1 - 1.3$  and is giving by

$$m_f \simeq \frac{3C_{2k} g_k^2(M_k) \mu}{16\pi^2} \left( \frac{\mu^2}{M_k^2} \right)^\theta \left[ 1 + b_{tc(qcd)} g_{tc(qcd)}^2 \ln \frac{M_k^2}{\mu^2} \right]^{-\delta} I, \quad (7)$$

where

$$I = \frac{1}{\Gamma(\sigma)} \int_0^\infty d\sigma \sigma^{\epsilon-1} e^{-\sigma} \frac{1}{\theta + \rho \sigma}.$$

with  $\rho = b_{tc(qcd)} g_{tc(qcd)}^2(M_k)$  and  $\epsilon = \delta + 1 = \gamma \cos \theta \pi + 1$ . To obtain Eq.(7) we made use of the following Mellin

transform

$$\left[1 + \kappa \ln \frac{x}{\mu^2}\right]^{-\epsilon} = \frac{1}{\Gamma(\epsilon)} \int_0^\infty d\sigma e^{-\sigma} \left(\frac{x}{\mu^2}\right)^{-\sigma\kappa} \sigma^{\epsilon-1}. \quad (8)$$

Finally, we obtain

$$m_f \simeq \frac{3C_{2k}g_k^2(M_{etc})\mu}{16\pi^2} \left(\frac{\mu^2}{M_{etc}^2}\right)^\theta F(\cos\theta\pi, \gamma, \rho). \quad (9)$$

where

$$F(\cos\theta\pi, \gamma, \rho) = \Gamma(-\gamma\cos(\theta\pi), \frac{\theta}{\rho}) \exp\left(\frac{\theta}{\rho}\right) \frac{1}{\rho} \left(\frac{\theta}{\rho}\right)^{\gamma\cos(\theta\pi)} \left[1 + b_{tc(qcd)}g_{tc(qcd)}^2 \ln \frac{M_k^2}{\mu^2}\right]^{-\gamma\cos(\theta\pi)}.$$

Simple inspection of the above equations shows that  $\theta = 0$  lead us to the relation that we are looking for *i.e.*

$$C \propto g_k^2 \mu_{tc}, \quad (10)$$

which give masses of  $O(GeV)$ . If the  $SU(k)$  (or etc) bosons connect quarks to other ordinary fermions we also have

$$A \propto g_k^2 \mu_{qcd}, \quad (11)$$

which are masses of a few  $MeV$ . To obtain Eqs.(10) and (11) we neglected the logarithmic term that appears in Eq.(9). In principle there is no problem to assume the existence of a tc dynamical self-energy with  $\theta = 0$ . There are tc models where it has been assumed that the self-energy is dominated by higher order interactions that are relevant at or above the tc scale leading naturally to a very hard dynamics [8,9]. The existence of a hard self-energy in qcd is the unusual ingredient that we are introducing here. Usually it is assumed that such solution is not allowed due to a standard operator product expansion (OPE) argument [10]. This argument does not hold if there are higher order interactions in the theory or a nontrivial fixed point of the qcd (or tc)  $\beta$  function [11]. There are many pros and cons in this problem which we will not repeat here [12], but we just argue that several recent calculations of the infrared qcd (or any non-Abelian theory) are showing the existence of an IR fixed point [13] and the existence of a gluon (or technigluon) mass scale which naturally leads to an IR fixed point [14]. The existence of such a mass scale seems to modify the structure of chiral symmetry breaking [15]. This fact is not the only one that may lead to a failure of the standard OPE argument. For instance, the effect of dimension two gluon condensates, if they exist, [16] can also modify the dynamics of chiral symmetry breaking and this possibility has not been investigated up to now. Therefore it seems that we still do not have a full understanding of the IR behavior of the non-Abelian theories, which can modify the behavior of the self-energies that we are dealing with. According to this we will just assume that such behavior can happen in tc as well as in qcd. How much this is a bad or good assumption it will be certainly reflected in the fermionic spectrum that we shall

obtain. Finally, this is our only working hypothesis and will lead us to the following problem: How can we prevent the coupling of the first and second fermionic generations to the technifermions? A model along this line is proposed in the next section.

## 3 The model

### 3.1 The fermionic content and couplings

According to the dynamics that we proposed in the previous section, which consists in a self-energy with  $\theta = 0$  in Eq.(2), and as the different fermion masses will be generated due to the interaction with different strong forces, we must introduce a horizontal (or family) symmetry to prevent the first and second generation ordinary fermions to couple to technifermions at leading order. The lighter generations will couple only to the qcd condensate or only at higher loop order in the case of the tc condensate. Using the hard expression for the self-energy (Eq.(4)) the fermion masses will depend only logarithmically on the masses of the gauge bosons connecting ordinary fermions to technifermions. Therefore we may choose a scale for these interactions of the order of a gut scale, without the introduction of large changes in the value of the fermion masses. We stress again that the only hypothesis introduced up to now is the dynamics described in the previous section. On the other hand, as we shall see in the sequence, we will substitute the need of an extended technicolor group by the existence of a quite expected unified theory containing tc and the standard model (SM) at a gut scale. There is also another advantage in our scheme: It will be quite independent of the physics at this “unification” scale and will require only a symmetry (horizontal) preventing the leading order coupling of the light fermion generations to technifermions. Finally, the horizontal symmetry will be a local one, although we expect that a global symmetry will also lead to the same results. We consider a unified theory based on the  $SU(9)$  gauge group, containing a  $SU(4)_{tc}$  tc group (stronger than qcd) and the standard model, with the following anomaly free fermionic representations [17]

$$5 \otimes [9, 8] \oplus 1 \otimes [9, 2] \quad (12)$$

where the [8] and [2] are antisymmetric under  $SU(9)$ . Therefore the fermionic content of these representations can be decomposed according to the group product  $SU(4)_{tc} \otimes SU(5)_{gg}$  ( $SU(5)_{gg}$  is the standard Georgi-Glashow gut [18]) as:

[9, 2]

$$(1, 10) = \begin{pmatrix} 0 & \bar{u}_{iB} & -\bar{u}_{iY} & -u_{iR} & -d_{iR} \\ -\bar{u}_{iB} & 0 & \bar{u}_{iR} & -u_{iY} & -d_{iY} \\ \bar{u}_{iY} & -\bar{u}_{iR} & 0 & -u_{iB} & -d_{iB} \\ u_{iR} & u_{iY} & u_{iB} & 0 & \bar{e}_i \\ d_{iR} & d_{iY} & d_{iB} & -\bar{e}_i & 0 \end{pmatrix}$$

$$(4, 5) = \begin{pmatrix} Q_{iR} \\ Q_{iY} \\ Q_{iB} \\ \bar{L}_i \\ \bar{N}_i \end{pmatrix}_{TC}, \quad (\bar{6}, 1) = N_i$$

[9, 8]

$$(1, \bar{5}) = \begin{pmatrix} \bar{d}_{iR} \\ \bar{d}_{iY} \\ \bar{d}_{iB} \\ e_i \\ \nu_{e_i} \end{pmatrix}, \quad (1, \bar{5}) = \begin{pmatrix} \bar{X}_{R_k} \\ \bar{X}_{Y_k} \\ \bar{X}_{B_k} \\ E_k \\ N_{E_k} \end{pmatrix}_i$$

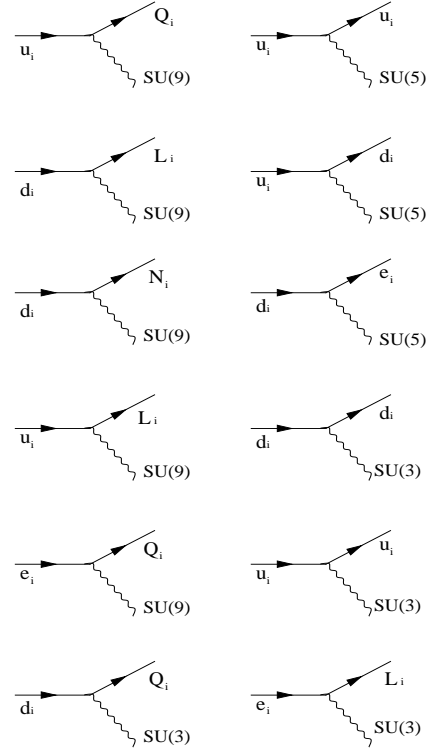
$$(\bar{4}, 1) = \bar{Q}_{i\varepsilon}, L_i, N_{iL},$$

where  $\varepsilon = 1..3$  is a color index and  $k = 1..4$  indicates the generation number of exotic fermions that must be introduced in order to render the model anomaly free. These fermions will acquire masses of the order of the grand unified scale. We are also indicating a generation (or horizontal) index  $i = 1..3$ , that will appear due to the necessary replication of families associated to a  $SU(3)_H$  horizontal group. This model is a variation of a model proposed by one of us many years ago [19]. The mass matrix of Eq.(1) will be formed according to the representations of the strongly interacting fermions of the theory under the  $SU(3)_H$  group. The technifermions form a quartet under  $SU(4)_{tc}$  and the quarks are triplets of qcd. The technicolor and color condensates will be formed at the scales  $\mu_{tc}$  and  $\mu_{qcd}$  in the most attractive channel (mac) [20] of the products  $\bar{4} \otimes 4$  and  $\bar{3} \otimes 3$  of each strongly interacting theory. We assign the horizontal quantum numbers to technifermions and quarks such that these same products can be decomposed in the following representations of  $SU(3)_H$ :  $\bar{6}$  in the case of the technicolor condensate, and  $\bar{3}$  in the case of the qcd condensate. For this it is enough that the standard left-handed (right-handed) fermions transform as triplets (antitriplets) under  $SU(3)_H$ , assuming that the tc and qcd condensates are formed in the  $\bar{6}$  and in the  $\bar{3}$  of the  $SU(3)_H$  group. This is consistent with the mac hypothesis [20] although a complete analysis of this problem is out of the scope of this work. The above choice for the condensation channels is crucial for our model, because the tc condensate in the representation  $\bar{6}$  (of  $SU(3)_H$ ) will interact only with the third fermionic generation while the  $\bar{3}$  (the qcd condensate) will interact only with the first generation. In this way we can generate the coefficients  $C$  and  $A$  respectively of Eq.(1), because when we add these condensates (vevs) and write them as a  $3 \times 3$  matrix we will end up (at leading order) with

$$M_f = \begin{pmatrix} 0 & A & 0 \\ A^* & 0 & 0 \\ 0 & 0 & C \end{pmatrix}. \quad (13)$$

This problem is very similar to the one proposed by Berezhiani and Gelmini *et al.* [21] where the vevs of fundamental scalars are substituted by condensates. The new couplings generated by the unified  $SU(9)$  group and by the hori-

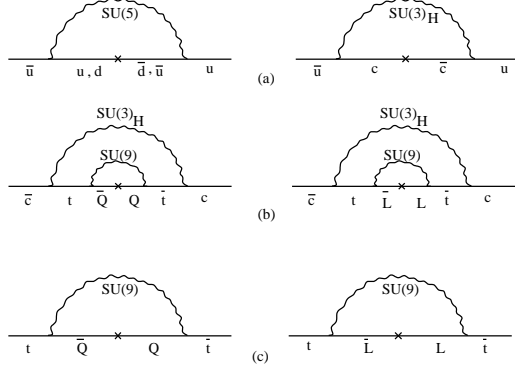
zontal symmetry  $SU(3)_H$  are shown in Fig.(2). With the



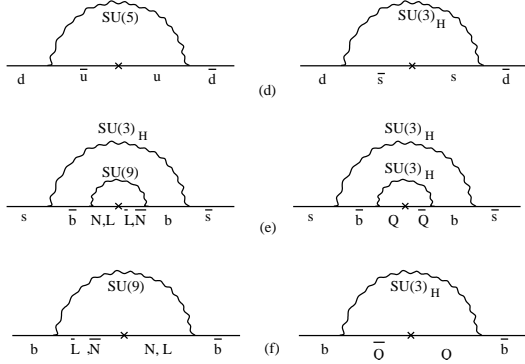
**Fig. 2.** Couplings of ordinary fermions and technifermions to the gauge bosons of  $SU(9)$ ,  $SU(5)_{gg}$  and  $SU(3)_H$  which are relevant for the generation of fermion masses.

couplings shown in Fig.(2) we can determine the diagrams that are going to contribute to the  $2/3$  and  $1/3$  charged quark masses as well as to the charged lepton masses. These diagrams are respectively shown in Fig.(3) to (5). It is important to observe the following in the above figures: The second generation fermions obtain masses only at a two loop order. This mass will be proportional to  $\mu_{tc}$  times two small couplings ( $g_h$  and  $g_9$ , respectively the  $SU(3)_H$  and  $SU(9)$  coupling constants). It will also be nondiagonal in the  $SU(3)_H$  indices. The first generation fermions obtain masses only due to the qcd condensate whereas the third generation ones couple directly to the tc condensates. Due to the particular choice of representations under the unified theory containing tc and the standard model we end up with more than one mass diagram for several fermions. It is particularly interesting the way the fermions of the first generation obtain masses. In some of the diagrams of the above figures we show a boson that is indicated by  $SU(5)$ . This boson belongs to the  $SU(9)$  group, but would also appear in the standard  $SU(5)_{gg}$  gut. For example, the electron only couples to the  $d$  quark (and to the qcd condensate) through a  $SU(5)_{gg}$  gauge boson existent in the Georgi-Glashow minimal gut, whereas the  $u$  and  $d$  can connect to the second generation through the horizontal symmetry gauge bosons. We also expect

other diagrams at higher order in  $g_h$  and/or  $g_9$  that are not drawn in these figures.



**Fig. 3.** Diagrams contributing to the charge 2/3 quark masses. In (a) we indicate by  $SU(5)$  the exchange of a boson that belongs to the  $SU(9)$  group, but that would also appear in the minimal  $SU(5)$  gut.



**Fig. 4.** Diagrams contributing to the mass generation of 1/3 charged quarks.

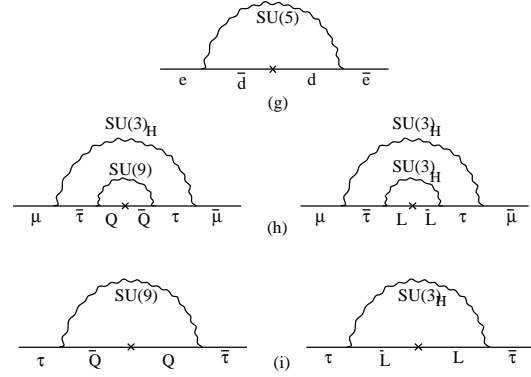
### 3.2 The composite Higgs system

We can also observe that the second generation fermions will be massive not looking at the diagrams of Fig.(3) to (5), but studying the composite Higgs system. With this we mean that the qcd and tc condensates act as if we had two composite bosons represented by the fields  $\eta$  and  $\varphi$ . In principle this system could be described by the following effective potential

$$V(\eta, \varphi) = \mu_\eta^2 \eta^\dagger \eta + \lambda_\eta (\eta^\dagger \eta)^2 + \mu_\varphi^2 \varphi^\dagger \varphi + \lambda_\varphi (\varphi^\dagger \varphi)^2, \quad (14)$$

in such a way that we can identify the vevs (given by the ratio of masses and couplings)

$$v_\eta^2 = -\frac{\mu_\eta^2}{\lambda_\eta}, \quad v_\varphi^2 = -\frac{\mu_\varphi^2}{\lambda_\varphi}, \quad (15)$$



**Fig. 5.** Diagrams contributing to lepton masses.

to the qcd and tc vacuum condensates. The bosons represented by  $\eta$  and  $\varphi$ , respectively, are related to the system of composite Higgs bosons formed in the representations **3** and  $\bar{\mathbf{6}}$  of the horizontal group. Such supposition is quite plausible if we consider the results of Ref.[8,9], where it was shown that the interactions of a composite Higgs boson is very similar to the ones of a fundamental boson. Our intention is to show that such system leads to an intermediate mass scale and to a mass matrix identical to Eq.(1).

The vevs of qcd and technicolor, due to the horizontal symmetry, can be written respectively in the following form [21]

$$\langle \eta \rangle \sim \begin{pmatrix} 0 \\ 0 \\ v_\eta \end{pmatrix}, \quad \langle \varphi \rangle \sim \begin{pmatrix} 0 & 0 & 0 \\ 0 & 0 & 0 \\ 0 & 0 & v_\varphi \end{pmatrix}, \quad (16)$$

and will be of the order of 250 MeV and 250 GeV. It is instructive at this point to observe what fermionic mass matrix we can obtain with the vevs of Eq.(16). We can assume that the composite scalars  $\eta$  and  $\varphi$  have ordinary Yukawa couplings [1,21] to fermions described by the following effective Yukawa lagrangian

$$\mathcal{L}_Y = a \bar{\Psi}_{L\lambda}^i \eta_\lambda^k U_R^j \epsilon_{ijk} + b \bar{\Psi}_{L\lambda}^i \varphi^{ij} U_R^j, \quad (17)$$

where  $\Psi$  and  $U$  are the ordinary fermion fields.  $\lambda$  is a weak hypercharge ( $SU(2)_w$ ) index, for instance,  $\lambda = 1$  represents charge 2/3 quarks and  $\lambda = 2$  correspond to the charge 1/3 quarks,  $i, j$  e  $k$  indicate the components of the composite scalar bosons of the representations **3** and  $\bar{\mathbf{6}}$  of  $SU(3)_H$  and  $a$  and  $b$  are the coupling constants. Substituting the vevs of Eq.(16) in the Yukawa lagrangian for the charge 2/3 quarks, we obtain

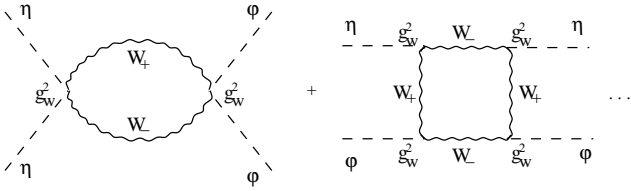
$$\mathcal{L}_Y = a \bar{c}_L v_\eta u_R - a \bar{u}_L v_\eta c_R + b \bar{t}_L v_\varphi t_R, \quad (18)$$

leading to a mass matrix in the  $(u, c, t)$  basis which is given by

$$\bar{m}^{\frac{2}{3}} = \begin{pmatrix} 0 & -av_\eta & 0 \\ av_\eta & 0 & 0 \\ 0 & 0 & bv_\varphi \end{pmatrix}. \quad (19)$$

The main point of the model is that the fermions of the third generation obtain large masses because they couple directly to technifermions, while the ones of the first generation obtain masses originated by the ordinary condensation of qcd quarks. Having this picture on mind we can now see that the most general vev for this system includes the mass generation for the intermediate family.

It is important to verify that there is no way to prevent the coupling at higher order of the different composite scalar bosons with  $SU(3)_H$  quantum numbers. Examples of such couplings are shown in Fig.(6)



**Fig. 6.** Higher order corrections coupling the  $\eta$  and  $\varphi$  composite bosons.

The diagrams of Fig.(6) will produce new terms for the effective potential of our composite system, therefore we must add to Eq.(14) the following terms

$$V_2(\eta, \varphi) = \Pi \eta^\dagger \eta \varphi^\dagger \varphi + \delta \eta^\dagger \varphi \eta \varphi^\dagger + \dots \quad (20)$$

The introduction of this expression in the potential of Eq.(14) will shift the vevs generated by the effective fields  $\eta$  and  $\varphi$ , and the vev associated to the field  $\eta$  will be shifted to

$$\langle \eta \rangle \sim \begin{pmatrix} \varepsilon \\ 0 \\ v_\eta \end{pmatrix}. \quad (21)$$

We do not include the shift in the vev of  $\varphi$ , because  $v_\eta \ll v_\varphi$  and the modification is negligible. Note that the Yukawa lagrangian that we discussed in Eq.(18) in terms of the new vevs can be written as

$$\mathcal{L}_Y = a \bar{c}_L v_\eta u_R - a \bar{u}_L v_\eta c_R + b \bar{t}_L v_\varphi t_R - a \bar{c}_L \varepsilon t_R + a \bar{t}_L \varepsilon c_R. \quad (22)$$

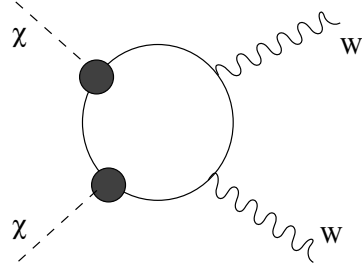
Therefore, in the  $(u, c, t)$  basis, the structure of the mass matrix now is

$$\overline{m}^2 = \begin{pmatrix} 0 & -av_\eta & 0 \\ av_\eta & 0 & a\varepsilon \\ 0 & -a\varepsilon & bv_\varphi \end{pmatrix}. \quad (23)$$

This example was motivated by a system of fundamental Higgs bosons [21]. But the most remarkable fact is that we can reproduce this result with a composite system formed by the effective low energy theories coming from qcd and tc as we shall see in the following. The coefficient  $\varepsilon$  in Eq.(21) will result from the minimization of the full potential

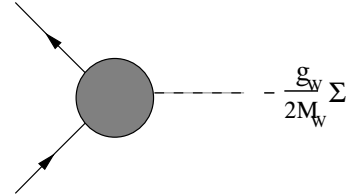
$$V(\eta, \varphi) = \mu_\eta^2 \eta^\dagger \eta + \lambda_\eta (\eta^\dagger \eta)^2 + \mu_\varphi^2 \varphi^\dagger \varphi + \lambda_\varphi (\varphi^\dagger \varphi)^2 + \Pi \eta^\dagger \eta \varphi^\dagger \varphi + \delta \eta^\dagger \varphi \eta \varphi^\dagger. \quad (24)$$

This coefficient can be calculated if we assume that  $\langle \eta \rangle$  is given by Eq.(21),  $\langle \varphi \rangle$  is the same vev described by Eq.(16) and both are related to the tc and qcd condensates. We will neglect  $\delta$  compared to  $\Pi$  in Eq.(20), what is reasonable if we look at Fig.(6) ( $\Pi$  is given by the first diagram). The coupling  $\Pi$  is computed from the first diagram of Fig.(6) using the effective vertex  $\chi \chi W W$  shown in Fig.(7), where an ordinary fermion runs in the loop, where the  $\chi$  field may indicate technicolor ( $\chi = \eta$ ) or qcd



**Fig. 7.** Diagram leading to the coupling between two composite scalar bosons and two gauge bosons

( $\chi = \varphi$ ) composites scalar bosons. To compute Fig.(7) we also need the effective coupling between the composite scalar boson and the ordinary fermions. This one has been calculated in the work of Carpenter et al. [8,9] some years ago and it is shown in Fig.(8). After a series of steps



**Fig. 8.** Vertex coupling a scalar composite boson to ordinary fermions

the calculation of the diagram of Fig.(7) will be given by

$$\Pi_{\chi\chi WW} \sim -\frac{g_W^4 \delta^{ab}}{M_W^2} \frac{g^{\mu\nu}}{32\pi^2} \int d^2 q \frac{\Sigma_\chi^2}{q^2}. \quad (25)$$

Following closely the procedure adopted by Carpenter et al. [9] we may approximate the self energy by  $\Sigma_\chi \sim \mu_\chi \left( \frac{q^2}{\mu_\chi^2} \right)^{-\varsigma}$ , where  $\varsigma_\chi = \frac{3C_{2\chi} g_\chi^2}{16\pi^2}$ , to obtain the following coupling between two composite scalars and the intermediate gauge bosons of the weak interaction

$$\Pi_{\chi\chi WW} \sim -\frac{M_W^2 \delta^{ab}}{2\pi^2} \frac{G_F^2 \mu_\chi^2}{\varsigma_\chi} g^{\mu\nu}. \quad (26)$$

In Eq.(26) we made use of the relation  $\frac{G_F}{\sqrt{2}} = \frac{g_W^2}{8M_W^2}$ . Note that the coupling between scalars and gauge bosons is

dominated by the ultraviolet limit, where the approximation for the self energy discussed above is also valid. The effective coupling  $\Pi$  in Eq.(24) is equivalent to the calculation of the first diagram of Fig.(6). Using Eq.(26) we will come to the following expression

$$\Pi_{\eta\eta\varphi\varphi} = \frac{M_W^4 G_F^4 \mu_{tc}^2 \mu_{qcd}^2}{32\pi^8 \zeta_{tc} \zeta_{qcd}}. \quad (27)$$

We can now approximately determine the value of  $\varepsilon$  assuming that the potential of Eq.(14) has a minimum described by the vevs  $\langle\varphi\rangle$ , Eq.(16), and  $\langle\eta\rangle$ , Eq.(21), what lead us to the following value of the potential at minimum

$$V(\eta, \varphi)|_{min} = \mu_\eta^2 v_\eta^2 + \lambda_\eta v_\eta^4 + \mu_\varphi^2 v_\varphi^2 + \lambda_\varphi v_\varphi^4 + \lambda_\eta \varepsilon^4. \quad (28)$$

We then compare the minimum of this potential with the one obtained from Eq.(24), where the term proportional to  $\delta$  is neglected in comparison to the one proportional to  $\Pi$ . This is equivalent to say that the second diagram of Fig.(6) is much smaller than the first diagram, and the vevs entering in Eq.(24) are the unperturbed ones because the perturbation will enter through the  $\Pi$  term. Finally, assuming that the coefficient describing the coupling between four scalar bosons that are formed in the chiral symmetry breaking of QCD is given by [9]

$$\lambda_\eta = \frac{G_F^2 \mu_{qcd}^4 c_{qcd} \alpha_{qcd}}{\pi}, \quad (29)$$

and we can obtain a similar expression for  $\lambda_\varphi$  after changing the indices  $qcd$  by  $tc$ . Equalizing  $v_\eta$  and  $v_\varphi$  to the known  $qcd$  and  $tc$  condensates (assuming  $\langle\bar{\psi}_i\psi_i\rangle = v^3 \approx \mu_i^3$  [22]), we conclude that

$$\varepsilon \sim B \sim \left( \frac{M_W^4 G_F^2 \mu_{tc}^4}{18\pi^3 c_{tc} \alpha_{tc}} \right)^{\frac{1}{4}} GeV \sim 16.8 GeV. \quad (30)$$

The surprising fact in this calculation is that the coupling of the different scalar bosons has been determined dynamically and gives exactly the expected value for the nondiagonal coefficient  $B$ . In models with fundamental scalar bosons this value results from one *ad hoc* choice. In this section we presented our model, determined the main diagrams contributing to the fermion masses and showed that this scenario naturally leads to a fermion mass matrix with the Fritzsch texture. We have not tested many other models, but it seems that we may have a full class of models along the line that we are proposing here. Because of the peculiar dynamics that we are assuming we need only a horizontal symmetry and a partial unification of the standard model and the value of their mass scales will not strongly modify our predictions (although the chosen horizontal symmetry will). Of course, the breaking of the unified and/or horizontal symmetry will happen at a very high energy scale and will not be discussed here. In particular, this symmetry breaking can be even promoted by fundamental scalars which naturally can appear near the Planck scale.

## 4 Computing the mass matrix

We can now compute the mass matrix. Let us first consider only the  $\frac{2}{3}$  charged quarks and verify their different contributions to the matrix in Eq.(1). These will come from the diagrams labeled (a), (b) and (c) in Fig.(3) and are equal to

$$\begin{aligned} A &= \frac{\mu_{qcd}}{10c_{qcd}\alpha_{qcd}} \left[ 1 + bg_{qcd}^2 \ln \frac{M_5^2}{\mu_{qcd}^2} \right]^{-\gamma_{qcd}+1} + \\ &\quad \frac{4\mu_{qcd}}{135c_{qcd}\alpha_{qcd}} \left[ 1 + bg_{qcd}^2 \ln \frac{M_h^2}{\mu_{qcd}^2} \right]^{-\gamma_{qcd}+1} \\ B &= \frac{28\mu_{tc}}{675\pi c_{tc}\alpha_{tc}} \left[ 1 + bg_{tc}^2 \ln \frac{M_9^2}{\mu_{tc}^2} \right]^{-\gamma_{tc}+1} \\ C &= \frac{2\mu_{tc}}{15c_{tc}\alpha_{tc}} \left[ 1 + bg_{tc}^2 \ln \frac{M_9^2}{\mu_{tc}^2} \right]^{-\gamma_{tc}+1} \end{aligned} \quad (31)$$

Where the contributions for  $A$ ,  $B$  and  $C$  come respectively from the diagrams (a), (b) and (c) displayed in Fig.(3). The values  $A$ ,  $B$  and  $C$  correspond to the nondiagonal masses in the horizontal symmetry basis. To come to these values we assumed  $\alpha_k (= \alpha_g = \alpha_h = \alpha_5) \sim \frac{1}{45}$  at the unification scale. We also assumed, when computing diagrams involving the technileptons and techniquarks condensates, the following relation

$$\langle\bar{L}L\rangle = \frac{1}{3}\langle\bar{Q}Q\rangle, \quad (32)$$

because the techniquarks carry also the three color degrees of freedom. As the mass matrix is the same obtained in Ref.[1] we can use the same diagonalization procedure to obtain the  $t$ ,  $c$  and  $u$  quark masses, which is given by

$$M_{f_{Diag}}^{\frac{2}{3}} = R^{-1} M_f^{\frac{2}{3}} R, \quad (33)$$

where  $R$  is a rotation matrix described in Ref.[1]. After diagonalization we obtain

$$m_u \sim \frac{|A|^2}{|B|^2} |C|, \quad m_c \sim \frac{|B|^2}{|C|} \quad \text{and} \quad m_t \sim |C|, \quad (34)$$

where the values of  $A$ ,  $B$  and  $C$  are the ones shown in Eq.(31). We will also assume the unification mass scale as  $M_9 = M_5 \sim 10^{16}$  GeV and the horizontal mass scale equal to  $M_h \sim 10^{13}$  GeV. The several constants contained in Eq.(31) are  $b_{tc} = \frac{1}{16\pi^2} \frac{26}{3}$ ,  $b_{qcd} = \frac{7}{16\pi^2}$ ,  $\gamma_{tc} = \frac{15}{23}$  and  $\gamma_{qcd} = \frac{4}{7}$ . We remember again that we assumed  $\alpha_k \sim \frac{1}{45}$ ,  $\mu_{tc} = 250 GeV$  and  $\mu_{qcd} = 250 MeV$ . The fermion masses come out as a function of the parameter  $c_{(tc, qcd)} \alpha_{(tc, qcd)}$ . For simplicity (as well as a reasonable choice) we will define  $c\alpha = c_{tc}\alpha_{tc} = c_{qcd}\alpha_{qcd} = 0.5$ .

We display in Table 1 the fermionic mass spectrum obtained in this model. Some of the values show a larger disagreement in comparison to the experimental values,

$m_t$	160.3 GeV	$m_b$	113 GeV	$m_\tau$	131.2 GeV
$m_c$	1.57 GeV	$m_s$	1.10 GeV	$m_\mu$	1.30 GeV
$m_u$	29.6 MeV	$m_d$	15.6 MeV	$m_e$	5.5 MeV

**Table 1.** Approximate values for quarks and leptons masses according to the chosen values of couplings and strongly interacting mass scales.

and others show a quite reasonable agreement if we consider all the approximations that we have performed and the fact that we have a totally dynamical scheme.

It is also impressive that  $B$  in Eq.(31), neglecting logarithmic terms, is roughly giving by  $B \sim 14\alpha_h m_t/\pi$  which is of order of 17 GeV. This is the expected value according to the estimative of the previous section (see Eq.(30)). In some way this is also expected in a mechanism where one fermionic generation obtain a mass at 1-loop level coupling to the next higher generation fermion (see, for instance, Ref.[23]). The values of the  $u$  and  $e$  masses can be easily lowered with a smaller value of  $\mu_{qcd}$ . Of course, we are also assuming a very particular form for the mass matrix based in one particular family symmetry. Better knowledge of the symmetry behind the mass matrix, and a better understanding of the strong interaction group alignment will certainly improve the comparison between data and theory. The high value for the masses obtained for some of the second generation fermions also come out from the overestimation of the  $b$  and  $\tau$  masses. The mass splitting between the  $t$  and  $b$  quarks, which is far from the desirable result, is a problem that has not been satisfactorily solved in most of the dynamical models of mass generation up to now. It is possible that an extra symmetry, preventing these fermions to obtain masses at the leading order as suggested by Raby [24] can be easily implemented in this model. We will discuss these points again in the conclusions. Finally considering that we do not have any flavor changing neutral current problems [26], because the interaction between fermion and technifermions has been pushed to very high energies, and that we assume only the existence of quite expected symmetries (a gauge group containing tc and the standard model and a horizontal symmetry) the model does quite well in comparison with many other models.

## 5 Pseudo-Goldstone boson masses

Another problem in technicolor models is the proliferation of pseudo-Goldstone bosons [2, 3, 25]. After the chiral symmetry breaking of the strongly interacting sector a large number of Goldstone bosons are formed, and only few of these degrees of freedom are absorbed by the weak interaction gauge bosons. The others may acquire small masses resulting in light pseudo-Goldstone bosons that have not been observed experimentally. In our model these bosons obtain masses that are large enough to have escaped detection at the present accelerator energies, but will show up at the next generation of accelerators (for instance,

LHC). We can list the possible pseudo Goldstone bosons according to their different quantum numbers:

*Colored pseudos:* They carry color degrees of freedom and can be divided into the **3** or **8** color representations. We can indicate them by

$$\Pi^a \sim \bar{Q}\gamma_5\lambda^a Q.$$

*Charged pseudos:* These ones carry electric charge and we can take as one example the following current

$$\Pi^+ \sim \bar{L}\gamma_5 Q,$$

where  $Q(L)$  indicate the techniquark (technilepton) fields.

*Neutral pseudos:* They do not carry color or charge and one example is

$$\Pi^0 \sim \bar{N}\gamma_5 N.$$

Following closely Ref.[25] the standard procedure to determine the  $SU(3)_{qcd}$  contribution to the mass ( $M_c$ ) of a colored pseudo Goldstone boson gives

$$\begin{aligned} M_c &\sim \left( \frac{C_2(R)\alpha_c(\mu)}{\alpha_{el}} \right)^{\frac{1}{2}} \frac{F_\Pi}{f_\pi} 35.5 MeV \\ &\sim 170\sqrt{C_2(R)} GeV \sim O(300) GeV. \end{aligned} \quad (35)$$

While the electromagnetic contribution to the mass of the charged pseudos Goldstone bosons is estimated to be [25]

$$M_{em} \sim Q_{ps} \frac{F_\Pi}{f_\pi} 35.5 MeV \sim Q_{ps} 47 GeV \sim O(50 GeV), \quad (36)$$

in the equations above we assumed that the technipion and pion decay constants are given by  $F_\Pi \approx 125 GeV$  and  $f_\pi \approx 95 MeV$ ,  $Q_{ps}$  is the electric charge of the pseudo-Goldstone boson, and  $C_2(R)$  is the quadratic Casimir operator in the representation  $R$  of the pseudo-Goldstone boson under the tc group. There is not much to change in these standard calculations, except that due to the particular form of the technifermion self energy the technifermion will acquire large current masses, and subsequently the pseudos-Goldstone bosons formed with these ones. We know that any chiral current  $\Pi^f$  can be written as a vacuum term  $m_f \langle \bar{\psi}_f \psi_f \rangle$  plus electroweak (color, ...) corrections [27], where  $m_f$  is the current mass of the fermion  $\psi_f$  participating in the composition of the current  $\Pi^f$ , neglecting the electroweak corrections and using PCAC in the case of qcd we obtain the Dashen relation

$$m_\pi^2 \approx \frac{m_q \langle \bar{q}q \rangle}{f_\pi^2}, \quad (37)$$

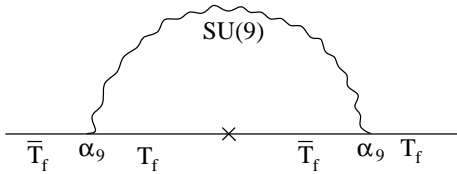
where  $\langle \bar{q}q \rangle$  is the quark condensate. Of course this relation is valid for any chiral current and in particular for the technifermions we can write

$$M_\Pi^2 \approx \frac{M_{T_f} \langle \bar{T}_f T_f \rangle}{F_\Pi^2}, \quad (38)$$



where  $M_{T_f}$  is the technifermion current mass. In the usual models (with the self-energy given by Eq.(3)) the technifermions are massless or acquire very tiny masses leading to negligible values for  $M_\Pi$ . In our model this is not true. All technifermions acquire masses due to the self-interaction with their own condensates through the interchange of  $SU(9)$  bosons.

There are several bosons in the  $SU(9)$  (and also in the  $SU(3)_H$ ) theory connecting to technifermions and generating a current mass as is shown in Fig.(9).



**Fig. 9.** Diagram responsible for the technifermion mass generation.

A simple estimative, based on Eq.(4), of the contribution of Fig.(9) to the technifermion masses gives

$$M_{T_{f_{SU(9)}}} \gtrsim O(80 - 130)GeV. \quad (39)$$

If we also include the contribution of the same diagram where the exchanged boson is a horizontal  $SU(3)_H$  boson coupling technifermions of different generations, we must add to the above value the following one

$$M_{T_{f_{SU(3)_H}}} \gtrsim O(10 - 40)GeV. \quad (40)$$

Therefore, we expect that the technifermion current masses are at least of the order of  $M_{T_f} \approx O(100)GeV$ . Now, according to Eq.(38) and assuming  $\langle \bar{T}_f T_f \rangle \sim F_\Pi^3$  we have the following estimative for the pseudo-Goldstone boson masses

$$M_\Pi \gtrsim O(100)GeV. \quad (41)$$

Note that in this calculation we have not considered the qcd or electroweak corrections discussed previously. Therefore, even if the pseudo-Goldstones bosons do not acquire masses due to qcd or electroweak corrections they will at least have masses of order of 100 GeV because of the “current” technifermion masses obtained at the  $SU(9)$  (or  $SU(3)_H$ ) level.

## 6 Conclusions

We have presented a technicolor theory based on the group structure  $SU(9) \times SU(3)_H$ . The model is based on a particular ansatz for the tc and qcd self energy. We argue that our ansatz for qcd, in view of the many recent results about its infrared behavior, is a plausible one, but even if it is considered as an “ad-hoc” choice for the self energy the main point is that it leads to a consistent model for fermion masses. This is the only new ingredient in

the model, all the others (unification of tc and the standard model and the existence of a horizontal symmetry) are naturally expected in the current scenario of particle physics. One of the characteristics of the model is that the first fermionic generation basically obtain masses due to the interaction with the qcd condensate, whereas the third generation obtain masses due to its coupling with the tc condensate. The reason for this particular coupling and for the alignment of the strong theory sectors generating intermediate masses is provided by the  $SU(3)_H$  horizontal symmetry. Of course, our model is not successful in predicting all the fermion masses although it has a series of advantages. It does not need the presence of many etc boson masses to generate the different fermionic mass scales. The etc theory is replaced by an unified and horizontal symmetries. It has no flavor changing neutral currents or unwanted light pseudo-Goldstone bosons. There are many points that still need some work in this line of model. The breaking of the  $SU(9)$  and horizontal symmetries is not discussed, and just assumed to happen near the Planck scale and possibly could be promoted by fundamental scalar bosons. The mass splitting in the third generation could be produced with the introduction of a new symmetry. For instance, if in the  $SU(9)$  breaking besides the standard model interactions and the tc one we leave an extra  $U(1)$ , maybe we could have quantum numbers such that only the top quark would be allowed to couple to the tc condensate at leading order. This possibility should be further studied because it also may introduce large quantum corrections in the model. If the unified group ( $SU(9)$  in our case) is not broken by a dynamical mechanism, *i.e.* we do not need that this group tumbles down to  $SU(4)_{tc} \otimes SM$ , then we could replace  $SU(4)_{tc}$  by one smaller group (perhaps  $SU(2)_{tc}$ ) which becomes stronger at the scale  $\mu \approx 250$  GeV. In this class of models we can choose different groups containing tc and the standard model, as well as different horizontal symmetries with different textures for the mass matrix. These will certainly modify the values of the fermion masses that we have obtained. The alignment of the strongly interacting sectors can be studied only with many approximations, but it is quite possible that it generates more entries to the mass matrix than only the term  $B$ . Another great advantage of the model is that it is quite independent of the very high energy interactions (like  $SU(9)$  or  $SU(3)_H$ ), although the horizontal symmetry is fundamental to obtain the desired mass matrices, and we believe that variations of this model can be formulated.

## 7 Acknowledgments

This research was supported by the Conselho Nacional de Desenvolvimento Científico e Tecnológico (CNPq) (AAN) and by Fundação de Amparo à Pesquisa do Estado de São Paulo (FAPESP) (AD).

## References

1. H. Fritzsch, Nucl. Phys. **B 155**, 189 (1979); H. Fritzsch and Z. Xing, Prog. Part. Nucl. Phys. **45**, 1 (2000).
2. S. Weinberg, Phys. Rev. **D 13**, 974 (1976); S. Weinberg, Phys. Rev. **D 19** 1277 (1979); L. Susskind, Phys. Rev. **D 20**, 2619 (1979).
3. C. T. Hill and E. H. Simmons, hep-ph/0203079.
4. S. Dimopoulos and L. Susskind, Nucl. Phys. **B 155**, 237 (1979); E. Eichten and K. Lane, Phys. Lett. **B 90**, 125 (1980).
5. F. Maltoni, J. M. Niczyporuk and S. Willenbrock, Phys. Rev. **D65**, 033004 (2002).
6. A. Doff and A. A. Natale, Phys. Lett. **B 537**, 275 (2002).
7. K. Lane, Phys. Rev. **D10**, 2605 (1974).
8. J. D. Carpenter, R. E. Norton and A. Soni, Phys. Lett. **B 212**, 63 (1988).
9. J. Carpenter, R. Norton, S. Siegemund-Broka and A. Soni, Phys. Rev. Lett. **65**, 153 (1990).
10. H. D. Politzer, Nucl. Phys. **B 117**, 397 (1976).
11. B. Holdom, Phys. Rev. **D24**, 1441 (1981).
12. P. Langacker, Phys. Rev. Lett. **34**, 1592 (1975); A. A. Natale, Nucl. Phys. **B226**, 365 (1983); L.-N. Chang and N.-P. Chang, Phys. Rev. **D 29**, 312 (1984); Phys. Rev. Lett. **54**, 2407 (1985); N.-P. Chang and D. X. Li, Phys. Rev. **D 30**, 790 (1984); K. Stam, Phys. Lett. **B 152**, 238 (1985); J. C. Montero, A. A. Natale, V. Pleitez and S. F. Novaes, Phys. Lett. **B161**, 151 (1985).
13. R. Alkofer and L. von Smekal, Phys. Rep. **353**, 281 (2001); A. C. Aguilar, A. Mihara and A. A. Natale, Phys. Rev. **D 65**, 054011 (2002).
14. A. C. Aguilar, A. A. Natale and P. S. Rodrigues da Silva, Phys. Rev. Lett. **90**, 152001 (2003).
15. J. C. Montero, A. A. Natale and P. S. Rodrigues da Silva, Prog. Theor. Phys. **96**, 1209 (1996); Phys. Lett. **B406**, 130 (1997); A. A. Natale and P. S. Rodrigues da Silva, Phys. Lett. **B390**, 378 (1997).
16. Ph. Boucaud *et al.*, Phys. Lett. **B493**, 315 (2000); Phys. Rev. **D63**, 114003 (2001); see also R. E. Browne and J. A. Gracey, hep-th/0306200 and K. Kondo, hep-th/0306195, and references therein.
17. Paul H. Frampton, Phys. Rev. Lett. **43**, 1912 (1979); Michael T. Vaughn, J. Phys. G **5**, 1371 (1979).
18. H. Georgi and S. L. Glashow, Phys. Rev. Lett. **32**, 438 (1974).
19. A. A. Natale, Z. Phys. **C 21**, 273 (1984); A. A. Natale, Z. Phys. **C 30**, 427 (1986).
20. J. M. Cornwall, Phys. Rev. **D 10**, 500 (1974); S. Raby, S. Dimopoulos and L. Susskind, Nucl. Phys. **B 169**, 373 (1980).
21. G. B Gelmini, J. M. Gérard, T. Yanagida and G. Zoupanos, Phys. Lett. **B 135**, 103 (1984); F. Wilczek and A. Zee, Phys. Rev. Lett. **42**, 421 (1979); Z. Berezhiani, Phys. Lett. **B 129**, 99 (1983); Z. Berezhiani, Phys. Lett. **B 150**, 177 (1985); Z. Berezhiani, J. Chkareuli, Sov. J. Nucl. Phys. **37**, 618 (1983) in english translation - in russian Yad. Fiz. **37**, 1043 (1983).
22. H. Georgi, Nucl. Phys. **B156**, 126 (1979).
23. S. M. Barr and A. Zee, Phys. Rev. **D 17**, 1854 (1978).
24. S. Raby, Nucl. Phys. **B 187**, 446 (1981).
25. S. Dimopoulos, Nucl. Phys. **B 168**, 69 (1980).
26. S. Dimopoulos, S. Raby and P. Sikivie, Nucl. Phys. **B 176**, 449 (1980); S. Dimopoulos and J. Ellis, Nucl. Phys. **B 182**, 505 (1981).
27. B. Machet and A. A. Natale, Ann. Phys. **160**, 114 (1985).