

$Z \rightarrow b\bar{b}b\bar{b}$ in the light gluino and light sbottom scenario

Rahul Malhotra* and Duane A. Dicus

Center for Particle Physics, University of Texas, Austin, Texas, 78712, USA

(Dated: January 10, 2003)

Abstract

The contribution of the process $Z \rightarrow b\bar{b}\tilde{g}\tilde{g}$ to $\Gamma(Z \rightarrow b\bar{b}b\bar{b})$ is examined in the light gluino ($12 \sim 16$ GeV) and light sbottom ($2 \sim 6$ GeV) scenario. We find that the ratio $\Gamma(Z \rightarrow b\bar{b}\tilde{g}\tilde{g})/\Gamma(Z \rightarrow b\bar{b}b\bar{b})$ can be large due to sensitivity to b -quark mass, the sbottom mixing angle and the gluino mass. We calculate it to be in the range $0.05 - 0.41$ inclusive of the entire parameter space.

PACS numbers: 12.60.Jv, 13.87.Ce, 14.65.Fy, 14.80.Ly

*Electronic address: rahul@math.utexas.edu

I. INTRODUCTION

The Standard Model (SM) has been successful in explaining a host of experimental observations on electroweak and QCD phenomenon at LEP as well as hadron colliders. But it is generally believed that the SM is an effective theory valid at the electroweak energy scale with some new physics lying beyond it. Among the leading candidates for a theory beyond the SM is the Minimal Supersymmetric Standard Model (MSSM) [1] which has been extensively studied in the past few decades.

The MSSM predicts the existence of SUSY partners of quarks, gluons and other known particles of the Standard Model. These so-called “sparticles” have not been observed which has led to speculation that they might be too heavy to have observable production rates at present collider energies. However, it has been suggested in [2] that a light sbottom (\tilde{b}_1) with a mass of $\mathcal{O}(5 \text{ GeV})$ is not ruled out by electroweak precision data if its coupling to the Z -boson is tuned to be small in the MSSM. Berger *et al* [3] have also recently used low-energy supersymmetry to explain the long-standing puzzle of overproduction of $b\bar{b}$ pairs at the Tevatron [4]. They suggest a light gluino ($12 - 16 \text{ GeV}$) decaying into a b -quark and a light sbottom ($2 - 6 \text{ GeV}$), and use this model to fit the Tevatron data at NLO level. Alternatively Cacciari and Nason [5] suggest that using the latest b -quark fragmentation functions reduces the discrepancy at the Tevatron. In this article we will work in Berger *et al*’s light gluino scenario.

Their proposal has recently led to a careful re-examination of Z -pole precision data. It has been shown by Cao *et al* [6] that to account for R_b data the other mass eigenstate of the sbottom (\tilde{b}_2) must be lighter than 125 (195) GeV at 2σ (3σ) level. Cho [7] extended that analysis to the entire range of electroweak precision data and found that the \tilde{b}_2 must be lighter than 180 GeV at the 5σ level. A \tilde{b}_2 in such a mass range would have been produced in association with a \tilde{b}_1 at LEP II energies via the couplings $Z\tilde{b}_1\tilde{b}_2$ and $Z\tilde{b}_2\tilde{b}_1$. Since such a \tilde{b}_2 has not been observed it would seem that LEP data disfavors Berger *et al*’s scenario. However experimental searches for SUSY particles are heavily model-dependent and, to the authors’ knowledge, an exhaustive search of LEP data for a \tilde{b}_2 in this particular scenario has not been done. It has also been shown recently by Baek [8] that a heavier \tilde{b}_2 ($\gtrsim 200 \text{ GeV}$), beyond the energy range of LEP II, is allowed if large CP -violating phases are present in the model.

In addition to Z -precision data, production of $b\bar{b}$ -pairs at the Z -pole via gluon splitting has also been re-examined recently by Cheung and Keung [9]. They calculate the contribution of $Z \rightarrow q\bar{q}\tilde{g}\tilde{g}$ to the process $Z \rightarrow q\bar{q}g^* \rightarrow b\bar{b}$ ($q = u, d, c, s, b$) in the massless q approximation and find that the former is only around 4 – 15% of the latter. They do not go further and consider the ratio $\Gamma(Z \rightarrow b\bar{b}\tilde{g}\tilde{g})/\Gamma(Z \rightarrow b\bar{b}b\bar{b})$ as they expect it to be very similar. Like them we note that the process $Z \rightarrow b\bar{b}\tilde{g}\tilde{g}$ contributes to $\Gamma(Z \rightarrow b\bar{b}b\bar{b})$ via the final states $b\bar{b}b\bar{b}\tilde{b}_1\tilde{b}_1$, $b\bar{b}b\bar{b}\tilde{b}_1\tilde{b}_1$ and $b\bar{b}\tilde{b}\tilde{b}\tilde{b}_1\tilde{b}_1$ which have four b -quarks and two sbottoms arising from the gluino decays $\tilde{g} \rightarrow b\bar{b}_1, \tilde{b}\tilde{b}_1$. But $Z \rightarrow b\bar{b}\tilde{g}\tilde{g}$ can arise not only from the gluon splitting diagrams in Fig 1(b) but also from “sbottom splitting” diagrams in Fig 1(c). We find that the latter can significantly enhance the width for this process. We also calculate $\Gamma(Z \rightarrow b\bar{b}b\bar{b})$ to leading order in the SM over a range of b -quark masses. The final result is a wide theoretical range for the ratio $\Gamma(Z \rightarrow b\bar{b}\tilde{g}\tilde{g})/\Gamma(Z \rightarrow b\bar{b}b\bar{b})$ of 5% to 41% inclusive of the entire parameter space.

II. CALCULATIONS

The tree level diagrams for evaluating $\Gamma_{4b} = \Gamma(Z \rightarrow b\bar{b}b\bar{b})|_{SM}$ and $\Gamma_{b\tilde{g}} = \Gamma(Z \rightarrow b\bar{b}\tilde{g}\tilde{g})$ are shown in Fig. 1. Feynman rules for the MSSM given by Rosiek [10] are used to evaluate these diagrams. Their formalism allows us to write the lighter sbottom mass eigenstate as a superposition $\tilde{b}_1 = \sin\theta_b \tilde{b}_L + \cos\theta_b \tilde{b}_R$ of the left and right-handed states where θ_b is the sbottom mixing angle. This angle appears in the coupling:

$$Z\tilde{b}_1\tilde{b}_1 \propto \left(\frac{1}{2}\sin^2\theta_b - \frac{1}{3}\sin^2\theta_W\right)$$

where θ_W is the Weinberg angle. However since electroweak data excludes the process $Z \rightarrow \tilde{b}_1\tilde{b}_1$ to a high precision, the mixing angle must be fine-tuned to make the coupling small i.e., $s_b^2 = \frac{2}{3}\sin^2\theta_W$, $|s_b| \approx 0.38$ [2] where the short-hand notation $s_b \equiv \sin(\theta_b)$ is used. We vary $|s_b|$ in the narrow range 0.30 – 0.45.

At constant scale we find that the diagrams in Fig. 1(c) enhance the width for $Z \rightarrow b\bar{b}\tilde{g}\tilde{g}$ by 10 – 60% in the range $|s_b| = 0.3 – 0.45$. We therefore choose the invariant mass of the two gluinos, $m_{\tilde{g}\tilde{g}}$, as the running scale Q since the diagrams in Fig. 1(b) are still dominant.

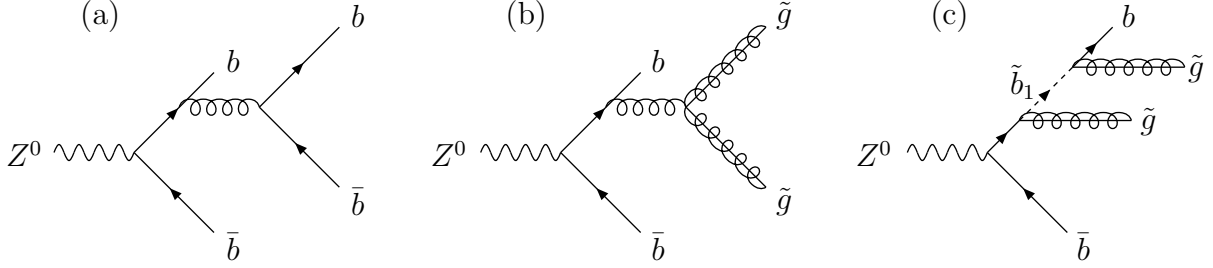


FIG. 1: Feynman diagrams contributing to (a) $Z \rightarrow b\bar{b}b\bar{b}$ and (b),(c) $Z \rightarrow b\bar{b}\tilde{g}\tilde{g}$. Diagrams with gluon/gluino emission off the \bar{b} -leg and the crossing of identical particles are not shown.

In calculating Γ_{4b} the $b\bar{b}$ -pair produced by gluon splitting cannot be isolated due to interference terms between crossed diagrams in Fig. 1(a), making the off-shellness of the virtual gluon indeterminate. This is in contrast to the gluon splitting processes $Z \rightarrow q\bar{q}g^* \rightarrow b\bar{b}$ and $Z \rightarrow b\bar{b}g^* \rightarrow q\bar{q}$, $q \neq b$, where the secondary production of b -quarks does not interfere with primary production at leading order [11]. Therefore to calculate Γ_{4b} we first find the ratio $\Gamma_{4b}/\Gamma(Z \rightarrow q\bar{q}g^* \rightarrow b\bar{b})$ at constant Q -scale, summing the denominator over $q = u, d, s, c, b$ in the massless q approximation. Then Γ_{4b} is evaluated over a running Q -scale as follows:

$$\Gamma_{4b} = \left. \frac{\Gamma_{4b}}{\Gamma(Z \rightarrow q\bar{q}g^* \rightarrow b\bar{b})} \right|_{Q=const.} \times \Gamma(Z \rightarrow q\bar{q}g^* \rightarrow b\bar{b})|_{Q=m_{b\bar{b}}} \quad (1)$$

The strong coupling value $\alpha_S(M_Z) = 0.118$ is used. In the absence of a higher-order calculation, there is no choice but to vary the b -quark mass between the lower limit of the \overline{MS} value $\bar{m}_b(\bar{m}_b) = 4$ GeV and the B -meson mass $m_B = 5.25$ GeV [12].

The results are given in terms of the ratios:

$$R_{4b} \equiv \left. \frac{\Gamma_{4b}}{\Gamma(Z \rightarrow hadrons)} \right|_{SM}, \quad R_{b\tilde{g}} \equiv \frac{\Gamma_{b\tilde{g}}}{\Gamma(Z \rightarrow hadrons)}$$

The total hadronic width of the Z is taken to be $\Gamma(Z \rightarrow hadrons) = 1.744$ GeV [12].

III. RESULTS

Using Eqn (1) we numerically calculate $R_{4b} = (6.06 - 3.04) \times 10^{-4}$ for $m_b = 4 - 5.25$ GeV. This value has been measured by DELPHI [13] and OPAL [14] to be $(6.0 \pm 1.9 \pm 1.4) \times 10^{-4}$ and $(3.6 \pm 1.7 \pm 2.7) \times 10^{-4}$ respectively and the uncorrelated average is given by the PDG

to be $R_{4b}^{exp} = (5.2 \pm 1.9) \times 10^{-4}$ [12]. Our entire calculated range is within 1.2σ of the experimental average. The central value of R_{4b}^{exp} is obtained for $m_b \sim 4.3$ GeV which agrees well with $m_b = 4.25$ GeV used by Cheung and Keung in [9] to fit the full gluon-splitting process.

In a similar fashion, $R_{b\tilde{g}}$ is very sensitive to the gluino mass $m_{\tilde{g}}$ showing a decrease by nearly a factor of 3.5 as $m_{\tilde{g}}$ varies from 12 to 16 GeV [Fig. 2(a)]. The effect of varying s_b is also considerable (30 – 40%) within the range $|s_b| = 0.30 - 0.45$ as shown in Fig. 2(b). $R_{b\tilde{g}}$ is lower for negative values of s_b but increases with $|s_b|$ due to constructive interference with the gluon-splitting diagrams. On the other hand variations in b -quark mass and the sbottom mass (2 – 6 GeV) have very little effect ($\approx 5\%$) [Fig. 3]. Including all parameters, we find $R_{b\tilde{g}} = (0.25 - 1.33) \times 10^{-4}$.

The net process $R_{4b} + R_{b\tilde{g}}$ equals $(3.3 - 7.3) \times 10^{-4}$ for the entire parameter space which is still within 1.2σ of the experimental value. However the ratio $x = R_{b\tilde{g}}/R_{4b}$ can be quite large, varying from 5 – 41% [Fig. 4]. As a percent of the total $R_{4b} + R_{b\tilde{g}}$ the gluino process could be 4 – 30%.

The R_{4b}^{exp} data might therefore contain a large admixture of sbottoms produced by gluino-decay if Berger *et al*'s model is correct. Signatures of a light sbottom have been discussed by Berger in [15]. Although a \tilde{b}_1 having b -like semi-leptonic decays is disfavored by CLEO [16] the possibility remains that it could have R -parity violating decays into soft jets: $\tilde{b}_1 \rightarrow u + s; c + d; c + s$. It can also be long-lived and form a charged mesino (\tilde{B}^\pm) with a u -type quark. This can exit the muon chambers leaving behind fake “heavy muon”-like tracks including some activity in the hadron calorimeters. Finally if the sbottom leaves no signature in the detectors at all, it might still be observed as missing energy.

IV. CONCLUSIONS

We have shown that Berger *et al*'s light gluino model cannot be constrained through an excess in the measured rate $Z \rightarrow b\bar{b}b\bar{b}$ at this point due to large uncertainties in the experimental value as well as tree-level calculations of R_{4b} . However at the same time we show that a significant fraction of experimental data for R_{4b} , ranging from 4 – 30% can contain sbottom signatures if this model is correct. We therefore suggest that the data be carefully re-examined to constrain this scenario and/or further limit the possible decay

channels for a light \tilde{b}_1 .

V. ACKNOWLEDGEMENTS

This work was supported in part by the United States Department of Energy under Contract No. DE-FG03-93ER40757.

-
- [1] H. E Haber and G. L Kane, Phys. Rept. **117**, 75 (1985).
 - [2] M. Carena, S. Heinemeyer, C. E Wagner, G. Weiglein, Phys. Rev. Lett. **86**, 4463 (2001), hep-ph/0008023.
 - [3] E. L. Berger, B. W. Harris, D. E. Kaplan, Z. Sullivan, T. M. Tait, C. E. Wagner Phys. Rev. Lett. **86**, 4231 (2001), hep-ph/0012001.
 - [4] CDF Collaboration, F. Abe *et al*, Phys. Rev. Lett **71**, 500 (1993); **79**,572 (1997); **75**,1451 (1995); D0 Collaboration, B. Abbott *et al*, Phys. Lett. B **487**, 264 (2000); D0 Collaboration, B. Abbott *et al*, Phys. Rev. Lett. **85**, 5068 (2000).
 - [5] M. Cacciari and P. Nason Phys. Rev. Lett. **89**, 122003 (2002), hep-ph/0204025.
 - [6] J. Cao, Z. Xiong, J. Yang, Phys. Rev. Lett. **88**, 111802 (2002).
 - [7] G.-C. Cho, Phys. Rev. Lett. **89**, 091801 (2002), hep-ph/0204348.
 - [8] S. Baek, Phys. Lett. B **541**, 161 (2002), hep-ph/0205013.
 - [9] K. Cheung and W.-Y. Keung, Phys. Rev. Lett. **89**, 221801 (2002).
 - [10] J. Rosiek, Phys. Rev. D **41**, 3464 (1990); hep-ph/9511250.
 - [11] B. A. Kniehl and J. H. Kuhn, Nucl. Phys. B **329**, 547 (1990).
 - [12] K. Hagiwara *et al* [Particle Data Group Collaboration], Phys. Rev. D **66**, 010001 (2002).
 - [13] P. Abreu *et al* [DELPHI Collaboration], Phys. Lett. B **462**, 425 (2001).
 - [14] G. Abbiendi *et al* [OPAL Collaboration], Eur. Phys. J. C **18**, 447 (2001).
 - [15] E. L. Berger, hep-ph/0201229.
 - [16] V. Savinov *et al* [CLEO Collaboration], Phys. Rev. D **63**, 051101 (2001).

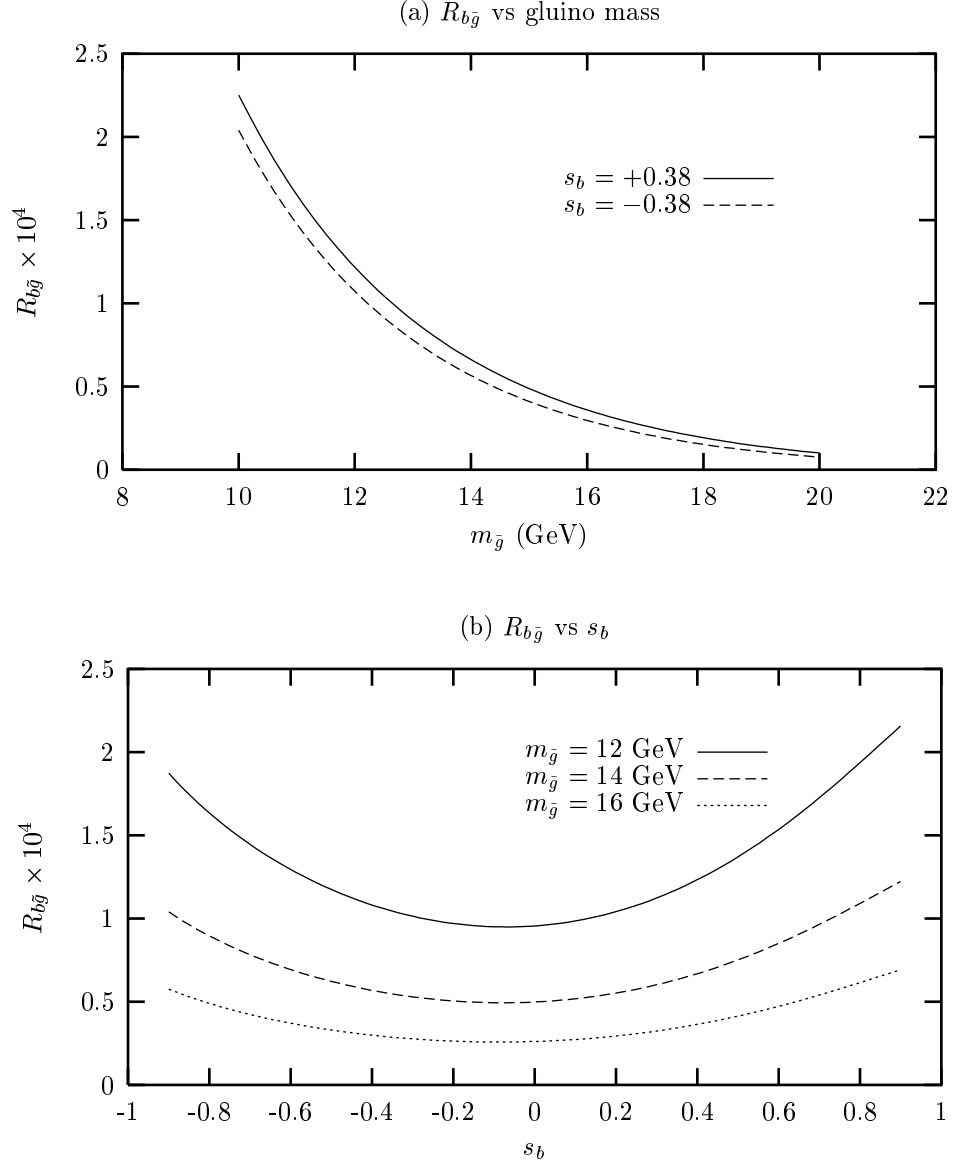


FIG. 2: Dependence of $R_{b\tilde{g}}$ on (a) gluino mass and (b) sbottom mixing angle, $s_b = \sin(\theta_b)$. All curves are made for $m_b = 4.5$ GeV and $m_{\tilde{b}_1} = 3.5$ GeV.

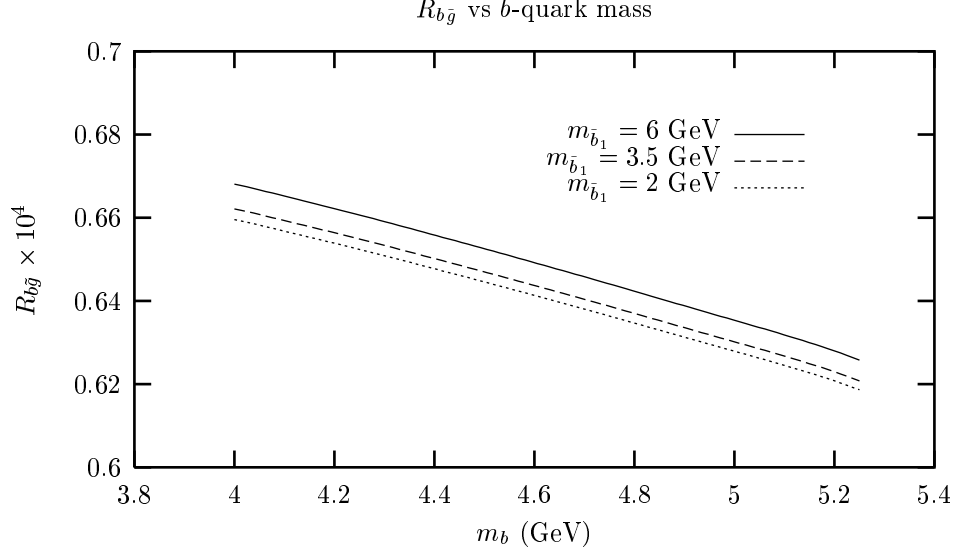


FIG. 3: Dependence of $R_{b\tilde{g}}$ on m_b , shown for $s_b = 0.38$ and $m_{\tilde{g}} = 14$ GeV.

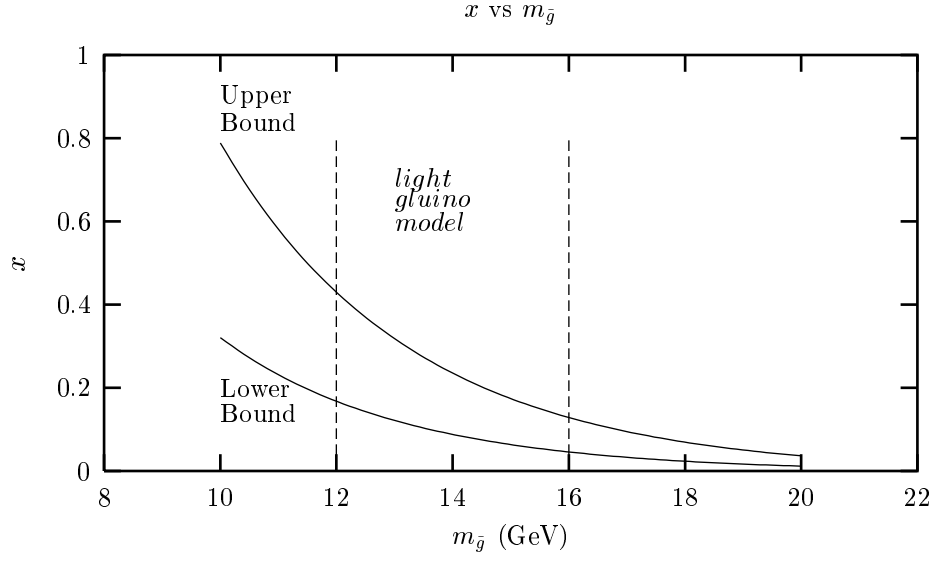


FIG. 4: $x = R_{b\tilde{g}}/R_{4b}$ dependence on gluino mass. Upper (lower) bound curves are obtained for $m_b = 5.25$ (4) GeV, $m_{\tilde{b}_1} = 6$ (2) GeV and $s_b = +0.45$ (-0.30).