

October 16, 2019

hep-ph/0212273

# Supersymmetric QCD corrections to lightest Higgs boson associated production with top quark pair at Linear Colliders

Shouhua Zhu

Ottawa-Carleton Institute for Physics, Department of Physics, Carleton University,  
Ottawa, Canada K1S 5B6

Supersymmetric (SUSY) QCD corrections to the lightest neutral Higgs boson associated production with top quark pair are studied in the minimal supersymmetric standard model (MSSM) at Linear colliders. Our calculations show that the SUSY QCD effects can be as large as about -50% for the favorable model parameters under the framework of the on-shell renormalization scheme. Such effects might be acted as the probe to determine the sign of  $M_{LR}$ .  $A_t = \tan \beta$ .

## I. INTRODUCTION

One of the key issues of present high energy physics is to check whether the Higgs field(s) account for the mechanism of the mass generation. In the standard model (SM) of the high energy physics, only one physical Higgs boson exists after symmetry spontaneously broken, while five Higgs bosons in the minimal supersymmetric standard model (MSSM).

Until now, the precisely high energy experiments have tested the gauge bosons self interactions and the gauge bosons interactions with fermions (except top sector) of the SM with very good accuracy, while the Higgs sector is totally untouched [1]. In the SM and MSSM, the couplings among Higgs bosons and top quarks play a very unique role because which are not suppressed by  $\frac{m_q}{m_W}$ . Very likely, these couplings are firstly detected at experiments. Besides the aspect of the study on the properties of the Higgs bosons, there is another strong motivation to examine the Higgs-top coupling: searching new physics beyond the SM. It is commonly thought that new physics might appear in the top sector for its huge mass.

Supersymmetric (SUSY) QCD interactions by exchanging gluinos and squarks might impact greatly on the Higgs-top quarks vertexes. If the Higgs bosons are heavy enough, the effects can be studied in the decay channel  $H \rightarrow t\bar{t}$  ( $H$  is general notation for Higgs boson) [2]. Otherwise, production channels or alternative methods and should be carefully examined. At hadron colliders, Higgs boson can be associated production with top quark pair through  $gg$  and/or  $q\bar{q}$  sub-processes [3]. Besides hadron colliders, as a supplementary machine, the linear colliders (LC) will provide ideal place to study such effects. Even in the seventies, the process  $e^+e^- \rightarrow H t\bar{t}$  in the SM at LC has been proposed, which can be used as finding Higgs boson and measuring the couplings of  $g_{H t\bar{t}}$  [4]. The calculations of the important QCD effects for the process are not accomplished until the end of the last century [5]. In the MSSM, the neutral Higgs boson associated production with top quark pair at LC including the QCD effect are available soon after [6]. However, the SUSY QCD effects on the process  $e^+e^- \rightarrow t\bar{t}H$  are not touched, which is the subject of this paper. In this paper, we focus on the lightest neutral Higgs boson  $h^0$  associated production with top quark pair in the MSSM.

## II. BASIC S AND TECHNICAL SET-UPS

The diagrams including the SUSY QCD corrections are shown in Fig.1-3. These diagrams and Feynman amplitudes are generated by FeynArts [7]. Fig. 1 and 2 are the Feynman diagrams at tree and one-loop level, respectively. In Fig. 3, we draw the diagrams containing counter-terms. In this paper, we renormalize the quark wave function and mass in the on-shell (OS) renormalization scheme. Therefore in Fig. 3, we do not show the diagrams with counter-terms at external legs because in the OS renormalization scheme, such kind of diagrams are completely eliminated by the corresponding virtual diagrams.

The analytical results for Feynman amplitudes and phase space integrations are tedious but easily obtained through standard procedure, which are useless to almost all readers. Therefore, we decide to omit the explicit analytical results here<sup>y</sup>. For the calculations of the amplitudes and the Monte Carlo phase space integrations, we rely heavily on the popular packages FormCalc and LoopTools [8]<sup>z</sup>. Before we shift to numerical discussions, it should be emphasized that the entire calculations and the cancellation of ultraviolet divergences have been checked carefully.

## III. NUMERICAL DISCUSSIONS AND SUMMARY

In the MSSM, there are dozens of parameters and experiments constrains, for examples and direct mass limits for gluino, squarks and Higgs bosons. We rely on the built-in programs of FormCalc to calculate the SUSY particles mass spectrum (we use two-loop results for Higgs mass calculations) and SUSY parameters as well as set constrains on known limits from experiments. Specially, we set

---

<sup>y</sup>Programs are available on request.

<sup>z</sup>A technical detail, LoopTools is not applicable for some  $D_0$  with certain parameters that all  $(m_i^2 + m_j^2 - p_{ij})^2 < 4m_i^2 m_j^2$ , details of the definition and convention for  $D_0$  can be found in manual of LoopTools or in Ref [9]. For this exceptional case, the new program has been added according to Ref [9].

$$< 3 \cdot 10^{-3} \quad (1)$$

$$\begin{aligned} m_{\tilde{g}} &> 175 \text{ GeV}; \quad m_{\tilde{t}} > 80 \text{ GeV}; \quad m_{\tilde{b}} > 70 \text{ GeV} \\ m_{\tilde{q}} &> 150 \text{ GeV}; \quad m_{h^0} > 91 \text{ GeV}; \end{aligned} \quad (2)$$

For simplicity we have assumed the SUSY parameters  $M_Q = M_U = M_D = M_S$ .

As for the first attempt, we would like to see the SUSY QCD effects for the non-mixing case, i.e. the non-diagonal matrix elements  $M_{LR} = A_t = \tan \beta$  for stop mass matrix are zero. Our numerical results show that the SUSY QCD effects are small for such case, and the relative corrections  $\delta = (NLO - LO)/LO$  are at most about two percents, which are hard to detect at experiments. In the following we will focus on the mixing case.

After scanning the whole parameters space, in order to demonstrate the numerical results, in Fig. 4 and 5 we show the cross sections and relative corrections for a specific parameter set as function of  $\tan \beta$  and center-of-mass energy  $\sqrt{s}$  of  $e^+e^-$ . The next-to-leading order (NLO) SUSY QCD effects decrease the LO cross sections and the magnitude can reach 50%. For such kind of large corrections, it should be noted that main contributions come from diagrams (5)–(8) of Fig. 2, and the lighter stop mass is about 100 GeV in this case. From our parameters space scanning, in order to have the large SUSY QCD effects, the following parameters requirements should be satisfied

there must be large mass splitting between stops

$M_S$  should not be large

gluino mass should not be heavy

$M_{LR}$  should be large and positive.

The last condition ensures that the large contributions from lighter stops don't vanish. Obviously the first and last conditions are related.

To summarize, the SUSY QCD corrections to the lightest neutral Higgs boson associated production with top quark pair are studied in the MSSM at LC. Our studies show that, contrary to the QCD corrections arising from gluons which are about 50% for  $m_{h^0} = 120$

GeV and  $\sqrt{s} = 500$  GeV, the SUSY QCD effects can be as large as about -50% in the favorable model parameter space under OS renormalization scheme. Such kind of SUSY QCD effects might be the probe to determine the sign of  $M_{LR}$ . We note that if nature does choose lighter stops, which can be copiously produced at hadron colliders and linear colliders. Comparison between direct productions and indirect virtual effects might give more information on the MSSM.

#### ACKNOWLEDGEMENTS

The author would like to thank Dr. Thomas Hahn, Dr. Christian Schappacher and Dr. G.J. van Oldenborgh for the help on the packages used in this paper. This work was supported in part by the Nature Sciences and Engineering Research Council of Canada, the Alexander von Humboldt Foundation, National Nature Science Foundation of China.

- 
- [1] For example to see, M. Grunewald, talk given at 31th ICHEP, Amsterdam, 24-31 July 2002.
  - [2] For a comprehensive review on Higgs boson study to see, J. Gunion, H. Haber, G. Kane and S. Dawson, Higgs's Hunter's Guide, 1990 by Addison-Wesley Publishing Company; for the early study on SUSY QCD effect to see, C.S. Li and J.M. Yang, Phys. Lett. B 315, 367 (1993); for review on decay of Higgs boson in the SM and MSSM, to see for example, A. Djouadi, arXiv:hep-ph/9712334, and references therein.
  - [3] For example to see, W. Beenakker, S. Dittmaier, M. Kramer, B. Plumper, M. Spira and P.M. Zerwas, Phys. Rev. Lett. 87, 201805 (2001) [arXiv:hep-ph/0107081]; L. Reina and S. Dawson, Phys. Rev. Lett. 87, 201804 (2001) [arXiv:hep-ph/0107101], and references therein.
  - [4] K. J. Gaemers and G. J. Gounaris, Phys. Lett. B 77, 379 (1978); A. Djouadi, J. Kalinowski and P.M. Zerwas, Mod. Phys. Lett. A 7, 1765 (1992) and Z. Phys. C 54, 255 (1992).

- [5] S. Dittmair, M. Kramer, Y. Liao, M. Spira and P. M. Zerwas, Phys. Lett. B 441, 383 (1998) [[arXiv:hep-ph/9808433](#)]; S. Dawson and L. Reina, Phys. Rev. D 59, 054012 (1999) [[arXiv:hep-ph/9808443](#)].
- [6] S. Dawson and L. Reina, Phys. Rev. D 60, 015003 (1999) [[arXiv:hep-ph/9812488](#)]; S. Dittmair, M. Kramer, Y. Liao, M. Spira and P. M. Zerwas, Phys. Lett. B 478, 247 (2000) [[arXiv:hep-ph/0002035](#)].
- [7] J. Kublbeck, M. Bohm and A. Denner, Comput. Phys. Commun. 60, 165 (1990); T. Hahn, Comput. Phys. Commun. 140, 418 (2001) 140 (2001).
- [8] T. Hahn, Nucl. Phys. Proc. Suppl. 89, 231 (2000) [[arXiv:hep-ph/0005029](#)].
- [9] A. Denner, Fortsch. Phys. 41, 307 (1993).

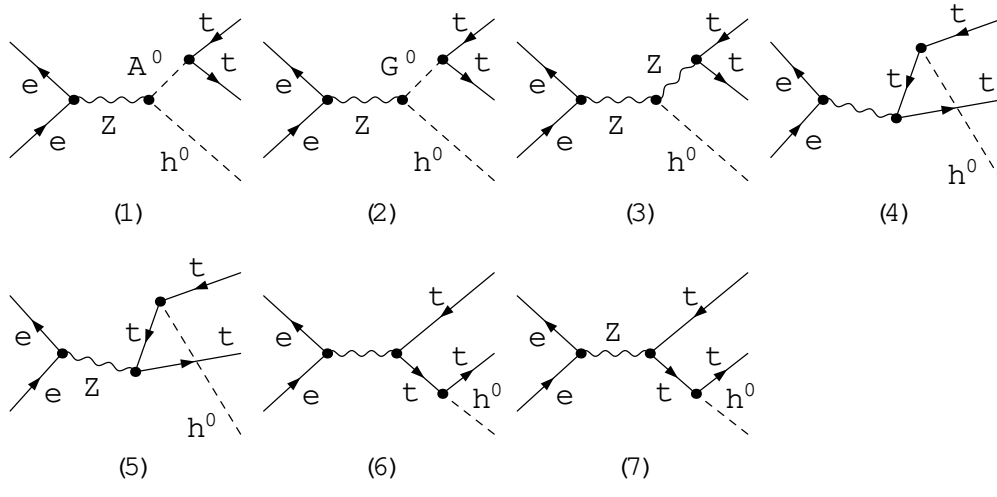


FIG. 1. Born diagrams of  $e^+e^- \rightarrow t\bar{t}h^0$ .

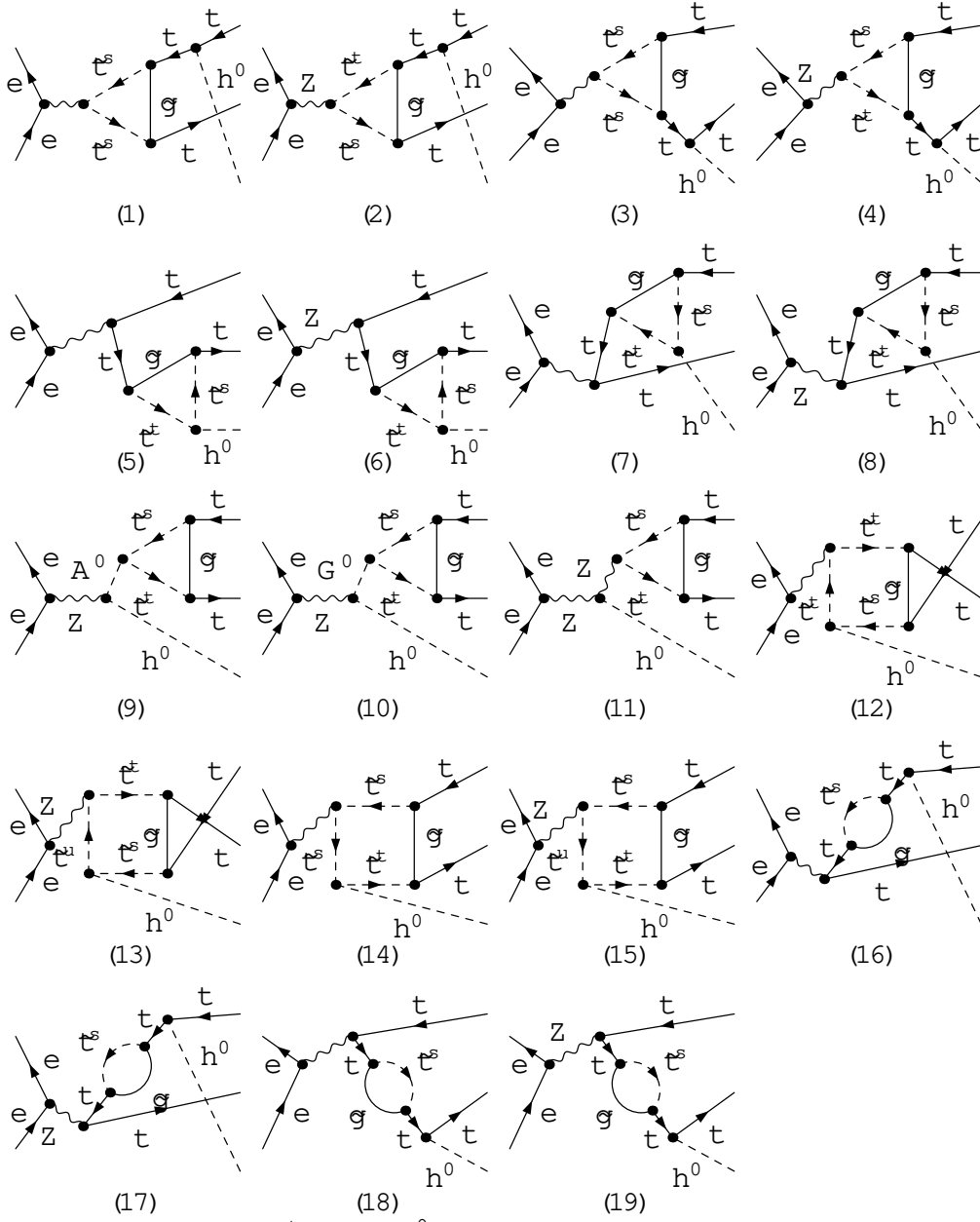


FIG. 2. Virtual diagrams of  $e^+e^- \rightarrow t\bar{t}h^0$ , where  $s, \bar{t}$  are indexes of squark and solid lines in loop represent gluino.



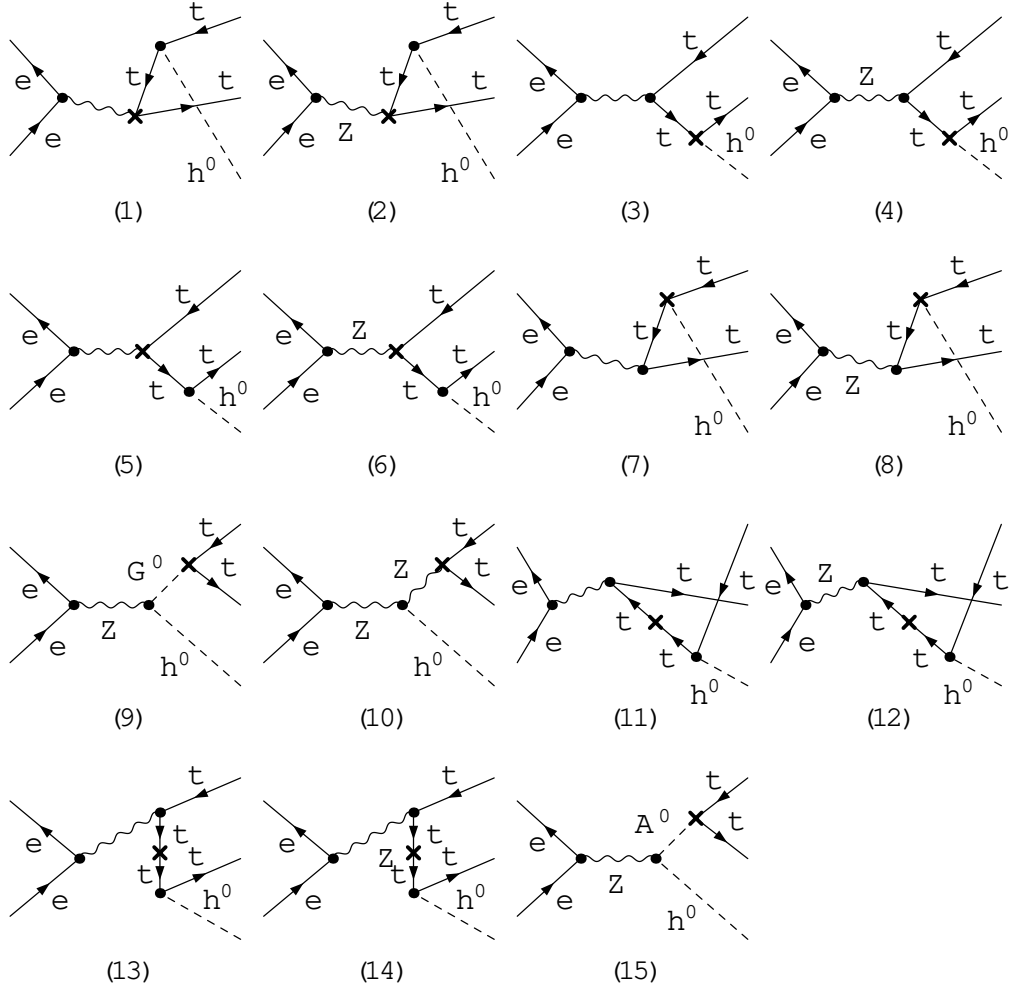


FIG. 3. Counter-term diagrams of  $e^+e^- \rightarrow t\bar{t}h^0$ .

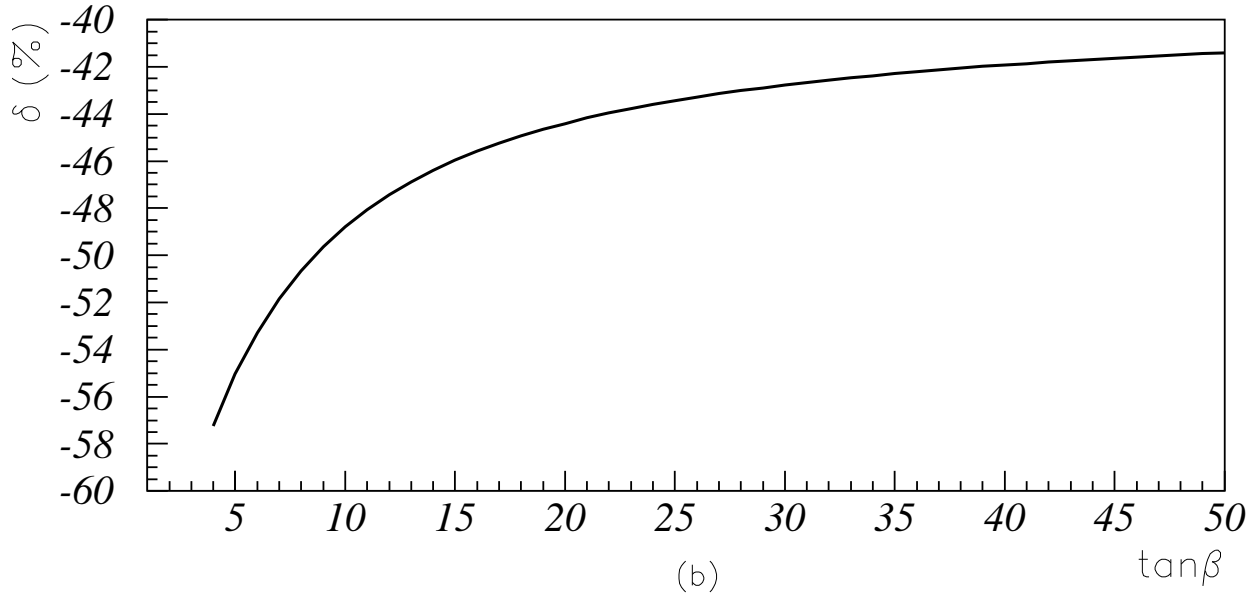
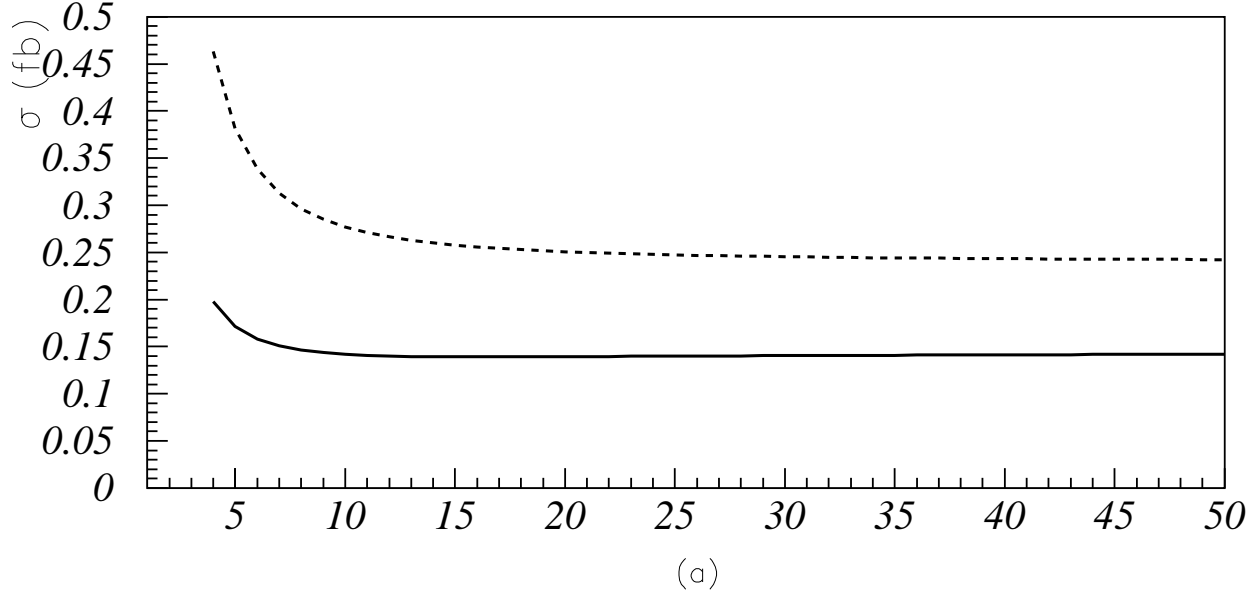


FIG . 4. Cross sections (a) and relative correction (b) as a function of  $\tan \beta$  for  $\sqrt{s} = 0.5 \text{ TeV}$  with  $A_t = 1 \text{ TeV}$ ,  $M_S = 400 \text{ GeV}$ ,  $\mu = 100 \text{ GeV}$ ,  $m_{A^0} = 300 \text{ GeV}$ ,  $m_g = 200 \text{ GeV}$ . The solid and dashed lines in (a) represent the cross sections at NLO and LO.

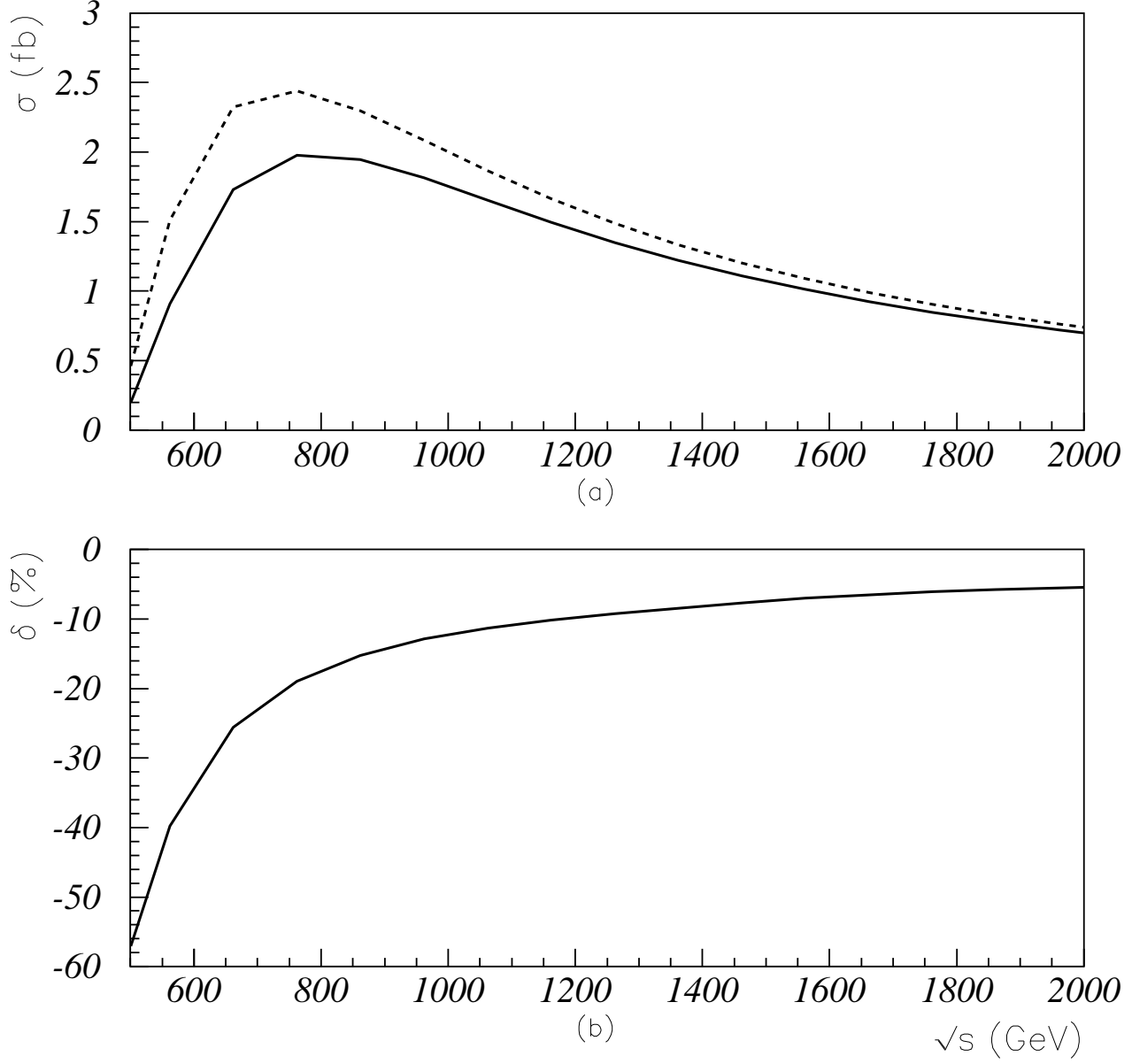


FIG . 5. Cross sections (a) and relative correction (b) as a function of  $\sqrt{s}$  for  $\tan \beta = 4$  with  $A_t = 1 \text{ TeV}$ ,  $M_S = 400 \text{ GeV}$ ,  $\mu = 100 \text{ GeV}$ ,  $m_{A^0} = 300 \text{ GeV}$ ,  $m_g = 200 \text{ GeV}$ . The solid and dashed lines in (a) represent the cross sections at NLO and LO .