

Double Beta Decay Constraints on Neutrino Masses and Mixing; Reanalysis with KamLAND Data

Hisakazu Minakata^{*} and Hiroaki Sugiyama[†]

Department of Physics, Tokyo Metropolitan University, Hachioji, Tokyo 192-0397, Japan

(Dated: December 6, 2018)

Abstract

In the light of KamLAND data just released, we reanalyze and update the constraints on neutrino masses and mixing parameters, the most general ones that can be derived in three-flavor mixing scheme of neutrinos with use of the bounds imposed by neutrinoless double beta decay search and reactor experiments. We point out that with KamLAND data and assuming Majorana neutrinos one can derive, for the first time, an upper bound on neutrino contribution to the cosmological Ω parameter, $\Omega_\nu \leq 0.070h^{-2}$, by using the current upper bound on mass parameters obtained by Heidelberg-Moscow group, $\langle m \rangle_{\beta\beta} < 0.35$ eV (90 % CL). If the bound is tighten to $\langle m \rangle_{\beta\beta} < 0.1$ eV by future experiments, it would lead to far severer bound $\Omega_\nu \lesssim 0.01h^{-2}$.

PACS numbers: 14.60.Pq, 26.65.+t, 23.40.-s

^{*}Electronic address: E-mail: minakata@phys.metro-u.ac.jp

[†]Electronic address: E-mail: hiroaki@phys.metro-u.ac.jp

I. INTRODUCTION

The solar neutrino problem is finally solved by the KamLAND experiment [1], which observed a clear deficit of about 40 % in $\bar{\nu}_e$ flux from reactors located in all over Japan. It pin-points the Large-Mixing-Angle (LMA) region as the unique solution of the solar neutrino problem based on the MSW matter enhanced neutrino flavor transformation [2], excluding the remaining LOW and the vacuum (VAC) solutions. While the LMA solution was preferred over others on statistical ground in combined analyses of solar neutrino data [3] it is by no means true that it was selected out as the unique solution. It is because the values of χ^2 of the LOW and the VAC solutions were acceptable, \sim unity per degrees of freedom [4], and hence it was not possible with only solar neutrino data to pin-point to the single solution.

It implies, first of all, that the three-flavor mixing scheme of neutrinos had further support by the experiments, and the structure of lepton flavor mixing is established together with the existing evidences which come from the atmospheric [5] and the long-baseline accelerator experiments [6]. Given our above understanding of the KamLAND result it also means that the experiment gave the first direct proof of (almost) pure vacuum neutrino oscillation, the fascinating phenomenon first predicted by Maki, Nakagawa, and Sakata [7], and first applied to the solar neutrino problem by Pontecorvo [8].

The resolution of the solar neutrino problem implies that we now know within certain uncertainties the values of Δm_{12}^2 and $\sin^2 2\theta_{12}$. It is an urgent task to uncover the all possible implications of the far more constrained values of these mixing parameters. We address in this paper the impact of the KamLAND result on masses and possible mass patterns of neutrinos.

We re-analyze the constraints on neutrino masses and mixing parameters imposed by neutrinoless double beta decay experiments in the light of the first results of KamLAND experiment under the assumption of Majorana neutrinos. See refs. [9] for the present status of the double beta decay experiments. The constraints we will derive [10] are the maximal ones that can be derived in a model-independent way (and assuming ignorance of the CP violating phases) in a general framework of three-flavor mixing scheme of neutrinos. It utilizes the bounds imposed by neutrinoless double beta decay search and the CHOOZ reactor experiment [11].

We will show that it allows us to derive, for the first time, an upper bound on neutrino contribution to cosmological Ω parameter, the energy density normalized by the critical density in the present universe.

II. DERIVING THE JOINT CONSTRAINTS BY DOUBLE BETA DECAY AND REACTOR EXPERIMENTS

In this section we review our formalism presented in [10]. We use the following standard parametrization of the MNS matrix [7]:

$$U_{\text{MNS}} \equiv \begin{bmatrix} c_{12}c_{13} & s_{12}c_{13} & s_{13}e^{-i\delta} \\ -s_{12}c_{23} - c_{12}s_{23}s_{13}e^{i\delta} & c_{12}c_{23} - s_{12}s_{23}s_{13}e^{i\delta} & s_{23}c_{13} \\ s_{12}s_{23} - c_{12}c_{23}s_{13}e^{i\delta} & -c_{12}s_{23} - s_{12}c_{23}s_{13}e^{i\delta} & c_{23}c_{13} \end{bmatrix}. \quad (1)$$

The mixing matrix for three Majorana neutrinos is

$$U \equiv U_{\text{MNS}} \times \text{diag}(1, e^{i\beta}, e^{i\gamma}), \quad (2)$$

where β and γ are extra CP-violating phases which are characteristic to Majorana particles [12]. In this parametrization, the observable of double beta decay experiments is described as

$$\begin{aligned}\langle m \rangle_{\beta\beta} &\equiv \left| \sum_{i=1}^3 m_i U_{ei}^2 \right| \\ &= \left| m_1 c_{12}^2 c_{13}^2 + m_2 s_{12}^2 c_{13}^2 e^{2i\beta} + m_3 s_{13}^2 e^{2i(\gamma-\delta)} \right|,\end{aligned}\quad (3)$$

where U_{ei} denote the elements in the first row of U and m_i ($i = 1, 2, 3$) are the neutrino mass eigenvalues. In the convention of this paper the normal hierarchy means $m_1 < m_2 < m_3$ and the inverted hierarchy $m_3 < m_1 < m_2$.

In order to utilize $\langle m \rangle_{\beta\beta}^{\max}$ which is an experimental upper bound on $\langle m \rangle_{\beta\beta}$, we derive a theoretical lower bound on $\langle m \rangle_{\beta\beta}$. With appropriate choice of the phase-factor $e^{2i(\gamma-\delta)}$ in eq. (3) it leads to the inequality

$$\langle m \rangle_{\beta\beta}^{\max} \geq \langle m \rangle_{\beta\beta} \geq c_{13}^2 \left| m_1 c_{12}^2 + m_2 s_{12}^2 e^{2i\beta} \right| - m_3 s_{13}^2. \quad (4)$$

Strictly speaking, the right-hand-side (RHS) of (4) should be understood as the absolute value, but one can show that the alternative case does not lead to useful bound [10]. The RHS of (4) is minimized by replacing $e^{2i\beta}$ with -1 and s_{13}^2 with s_{CH}^2 , respectively, where s_{CH}^2 is the largest value of s_{13}^2 which is allowed by the CHOOZ reactor experiment [11]. Roughly speaking, $s_{\text{CH}}^2 \simeq 0.03$. Thus, we obtain

$$\langle m \rangle_{\beta\beta}^{\max} \geq c_{\text{CH}}^2 \left| m_1 c_{12}^2 - m_2 s_{12}^2 \right| - m_3 s_{\text{CH}}^2. \quad (5)$$

Next, we derive a theoretical upper bound on $\langle m \rangle_{\beta\beta}$ to utilize an experimental lower bound $\langle m \rangle_{\beta\beta}^{\min}$. Since the RHS of (3) is maximized by setting the phase-factors unity, we obtain

$$\langle m \rangle_{\beta\beta}^{\min} \leq (m_1 c_{12}^2 + m_2 s_{12}^2) c_{13}^2 + m_3 s_{13}^2. \quad (6)$$

Furthermore, the RHS of (6) is maximized by replacing s_{13}^2 with s_{CH}^2 , and zero for the normal and the inverted hierarchies, respectively. Then, we obtain

$$\langle m \rangle_{\beta\beta}^{\min} \leq (m_1 c_{12}^2 + m_2 s_{12}^2) c_{\text{CH}}^2 + m_3 s_{\text{CH}}^2 \quad (7)$$

for the normal hierarchy, and

$$\langle m \rangle_{\beta\beta}^{\min} \leq m_1 c_{12}^2 + m_2 s_{12}^2 \quad (8)$$

for the inverted hierarchy, respectively.

The obtained bounds (5), (7), and (8) can be represented as allowed regions on $m_l - \cos 2\theta_{12}$ plane, where m_l denotes the lightest neutrino mass for each hierarchy. Notice that other mass eigenvalues are expressed by m_l together with the solar and the atmospheric Δm^2 's;

$$\begin{aligned}m_3^2 &= m_1^2 + \Delta m_{12}^2 + \Delta m_{23}^2, \\ m_2^2 &= m_1^2 + \Delta m_{12}^2,\end{aligned}\quad (9)$$

where $\Delta m_{ij}^2 \equiv m_j^2 - m_i^2$.

Alternatively, one can use m_h , the highest neutrino mass (m_3 for the normal and m_2 for the inverted mass hierarchies) to make the similar plot, as done in [10]. Whichever variable is used, they are observables in single beta decay experiments; modulo definitions of effective mass parameters [13, 14] it can be related, using (9), the observable in direct mass measurement in tritium beta decay experiments. For a review, see e.g., [15]. We emphasize that importance of combining informations obtained by the single and the double beta decay experiments.

We do not make careful treatment of the uncertainty of nuclear matrix elements in this report, but a brief comment will be made on how it affects the mass bound to be obtained in the next section.

III. ANALYZING THE JOINT CONSTRAINTS BY DOUBLE BETA DECAY AND REACTOR EXPERIMENTS WITH PRESENTLY AVAILABLE DATA

Let us first discuss the constraint based on the presently available experimental upper bound $\langle m \rangle_{\beta\beta} < 0.35$ eV (90 % CL) [16]. In Fig. 1 we display the constraint imposed on mixing parameters on $m_l - \cos 2\theta_{12}$ plane, where m_l indicates the lowest mass, m_1 and m_3 for the normal and the inverted mass hierarchies, respectively. The region left to the curves is allowed by the inequality (5). The solid and the dashed lines are for the normal and the inverted mass hierarchies, respectively. One notices that the two curves completely overlap with each other at the present sensitivity of the experiment. The mass squared difference parameters are taken as $\Delta m_{\text{atm}}^2 = 2.5 \times 10^{-3} \text{ eV}^2$, the best fit value in the atmospheric neutrino analysis [17], and $\Delta m_{12}^2 = 7.3 \times 10^{-5} \text{ eV}^2$, the best fit value of the combined analysis of the KamLAND and all the solar neutrino data [18].

Also shown in Fig. 1 as the shaded strip is the region allowed by joint analysis of the KamLAND and all the solar neutrino data [18]. From Fig. 1 one can draw the upper bound on m_l as $m_l \leq 2.13(4.26)$ eV, where the number in parenthesis here and in eq. (10) indicates the one for the case that a factor of 2 uncertainty of nuclear matrix elements are taken into account. We notice that if either the LOW or the VAC solution were the solution to the solar neutrino problem the allowed region of $\cos 2\theta_{12}$ extends to zero (maximal mixing) and hence there would be no upper bound on m_l .

This bound can be translated into the neutrino contribution to the cosmological Ω parameter

$$\Omega_\nu = \frac{\sum_i m_i}{91.5 \text{ eV}} h^{-2} \leq 0.070(0.14) h^{-2} \quad (10)$$

which is already very restrictive. Here, h denotes the Hubble parameter in units of 100km/s Mpc. For possible future use, we provide in Fig. 2 the upper limit of Ω_ν as a function of $\langle m \rangle_{\beta\beta}^{\text{max}}$ for three values of $\tan^2 \theta_{12}$, $\tan^2 \theta_{12} = 0.46$, 0.33, and 0.67. These values are chosen as the best fit, the upper and the lower limit of 90 % CL allowed region of the LMA solution by combined analysis of KamLAND and all the solar neutrino data [18]. It is notable that even the double beta bound $\langle m \rangle_{\beta\beta}^{\text{max}} \leq 0.1$ eV which may be reachable in several years is powerful enough to constrain Ω_ν parameter to be less than $\Omega_\nu \simeq 1 h^{-2} \%$.

We notice that a short (almost) straight line appears at around the lower end in Fig. 2a. It is due to the fact that a vertical band appears in allowed region in $m_l - \langle m \rangle_{\beta\beta}$ plane at low $\langle m \rangle_{\beta\beta}$, the feature first observed in [19]. The behavior of the curve at around the lower

end in Fig. 2b for the case of inverted mass hierarchy is slightly different from that obtained in [20].

We mention here that the similar constraint on neutrino masses may be obtained by cosmological observation [21].

The constraints imposed on neutrino mixing parameters by neutrinoless double beta decay have been discussed by many authors. In a previous paper [10] we tried to classify them into the ones in the "early epoch" [22], the "modern era" [23], and the "post-modern era" [24] which now include some additional references.

IV. ANALYZING THE JOINT CONSTRAINTS BY DOUBLE BETA DECAY AND REACTOR EXPERIMENTS WITH POSSIBLE FUTURE DATA

In this section, we analyze the constraints based on the double beta decay bound which would be obtained in the future. We consider two sample cases.

Case 1: $0.1 \text{ eV} \leq \langle m \rangle_{\beta\beta} \leq 0.3 \text{ eV}$

Case 2: $0.01 \text{ eV} \leq \langle m \rangle_{\beta\beta} \leq 0.03 \text{ eV}$.

Case 1 is a typical mass region proved and to be proved by the ongoing experiments [16, 25, 26], while Case 2 is a typical one for the next-generation experiments. The latter include, in alphabetical order, CUORE, GENIUS, EXO, Majorana, MOON, and XMASS [27, 28, 29, 30, 31, 32]. The mass square difference parameters are fixed as in the previous section.

A. Case 1 : $0.1 \text{ eV} \leq \langle m \rangle_{\beta\beta} \leq 0.3 \text{ eV}$

The bounds for this case are presented in Fig. 3. One notices that the lower bound on $\langle m \rangle_{\beta\beta}$, (7) and (8), gives an almost vertical line at $m_l \simeq \langle m \rangle_{\beta\beta}^{\min}$ because of the small values of Δm_{12}^2 . Therefore, $\langle m \rangle_{\beta\beta}^{\min}$ is approximately regarded as the lower bound on m_l . In Case 2 with an order of magnitude smaller value of $\langle m \rangle_{\beta\beta}$ the situation is quite different, as you see in the next subsection.

On the other hand, the upper bound on $\langle m \rangle_{\beta\beta}$ gives a nontrivial constraint, as shown in Fig. 3. The curve for (5) approaches to the asymptote $\cos 2\theta_{12} = \pm t_{\text{CH}}^2$ at large m_l , where $t_{\text{CH}} = s_{\text{CH}}/c_{\text{CH}}$. Hence, if either the LOW or the VAC solution were the case, there would be no upper bound on m_l . In the LMA solution the upper bound does exist for the current allowed region of $\cos 2\theta_{12}$.

Notice that the bounds (5) for the normal and the inverted hierarchies are very similar to each other. It means that the degenerate mass approximation holds in a good accuracy. In this approximation, the constraint (5) becomes

$$\langle m \rangle_{\beta\beta}^{\max} \geq m \left(c_{\text{CH}}^2 |\cos 2\theta_{12}| - s_{\text{CH}}^2 \right). \quad (11)$$

where $m_i \simeq m$.

We now understand that in the degenerate mass regime $m_l/\langle m \rangle_{\beta\beta}^{\max}$ is a good parameter. In Fig. 4, the bounds (5) are presented on the $m_l/\langle m \rangle_{\beta\beta}^{\max} - \cos 2\theta_{12}$ plane for $\langle m \rangle_{\beta\beta}^{\max} = 0.1 \text{ eV}$. Two curves for the normal and the inverted mass hierarchies overlap well, indicating

goodness of the degenerate mass approximation. Once we know that the scaling works, the result presented in Fig. 4 applies to any values of m_l and $\langle m \rangle_{\beta\beta}^{\max}$ as far as the degenerate mass approximation holds.

B. Case 2 : $0.01 \text{ eV} \leq \langle m \rangle_{\beta\beta} \leq 0.03 \text{ eV}$

The bounds for this case are presented in Fig. 5. It is clear that the degenerate mass approximation is no longer good because the relevant energy scale is smaller than the atmospheric mass scale $\sqrt{\Delta m_{\text{atm}}^2} \simeq 0.05 \text{ eV}$. The bounds for the normal and the inverted hierarchy significantly differ with each other.

An important point in Fig. 5 is that with such improved sensitivities experiments may start distinguishing the two different mass hierarchies. Most notably, the difference between the normal and the inverted mass hierarchies is quite visible at $m_l \lesssim 0.05 \text{ eV}$, and the lower limit of m_l disappears for the inverted hierarchy. It occurs because the constraint (8) is satisfied even for $m_l = 0$. The similar things occurs also in the normal hierarchy if $\langle m \rangle_{\beta\beta}^{\min}$ is sufficiently small. One can easily estimate, by taking $m_l = \cos 2\theta_{12} = 0$ in (7) and (8), the critical value of $\langle m \rangle_{\beta\beta}^{\min}$ under which the lower bound on m_l disappears. Approximately, they read

$$\frac{1}{2} c_{\text{CH}}^2 \sqrt{\Delta m_{12}^2} + s_{\text{CH}}^2 \sqrt{\Delta m_{\text{atm}}^2} \simeq 0.0056 \text{ eV} \sim \sqrt{\Delta m_{12}^2} \quad (12)$$

for the normal hierarchy, and

$$\frac{1}{2} c_{\text{CH}}^2 \left(\sqrt{\Delta m_{\text{atm}}^2 - \Delta m_{12}^2} + \sqrt{\Delta m_{\text{atm}}^2} \right) \simeq 0.048 \text{ eV} \simeq \sqrt{\Delta m_{\text{atm}}^2} \quad (13)$$

for the inverted hierarchy. In Case 2, $\langle m \rangle_{\beta\beta}^{\min} = 0.01 \text{ eV}$ is smaller than 0.053 eV , and that is why there is no lower bound on m_l for the inverted hierarchy in Fig. 5.

Another important point of Fig. 5 is that the bound (5) for the inverted hierarchy starts to exclude part of the allowed region of $\cos 2\theta_{12}$. Conversely, if $\cos 2\theta_{12}$ turns out to be larger than t_{CH}^2 it gives a lower bound of $\langle m \rangle_{\beta\beta}$ [19].

Finally, let us extract the bound on m_l from the result of [33] by assuming that it will be confirmed by NEMO3. Since $\langle m \rangle_{\beta\beta}^{\max} = 0.84 \text{ eV}$ is large enough, we can use Fig. 4. Therefore, the upper bound on m_l is extracted as

$$m_l \leq 3.0 \times \langle m \rangle_{\beta\beta}^{\max} = 2.52 \text{ eV} \quad (14)$$

for the LMA best fit parameters. On the other hand, $\langle m \rangle_{\beta\beta}^{\min} = 0.05 \text{ eV}$ determines the lower bound on m_l . By combining those results, we obtain

$$0.05 \text{ eV} (0.005 \text{ eV}) \leq m_l \leq 2.52 \text{ eV} \quad (15)$$

for the normal (inverted) hierarchy with the LMA best fit parameters. Therefore, we see that all of the active neutrinos is massive if the result of [33] is confirmed. This conclusion, however, may not survive if the uncertainties of nuclear matrix elements are taken into account.

V. SUMMARY

In the light of the KamLAND data we reanalyzed the constraint on neutrino masses and mixing imposed by neutrinoless double beta decay search and the CHOOZ reactor experiment. We have shown that by now the absolute mass scale for neutrinos is bounded from above by the “conspiracy” of KamLAND and double beta decay experiments. This conclusion and our whole analysis in this paper are valid under the assumption that neutrinos are Majorana particle.

In closer detail, allowed regions on a plane spanned by the lowest neutrino mass versus the solar mixing angle θ_{12} were obtained by using $\langle m \rangle_{\beta\beta}^{\max}$ ($\langle m \rangle_{\beta\beta}^{\min}$), the experimental upper (lower) bound obtained and to be obtained in the ongoing and the future double beta decay experiments. For given θ_{12} , these become constraints on neutrino mass, the lightest mass m_l (or the heaviest one though we did not give them explicitly). Roughly speaking, $\langle m \rangle_{\beta\beta}^{\min} \lesssim m_l \lesssim 3.0 \times \langle m \rangle_{\beta\beta}^{\max}$ for the LMA best fit parameters.

It was made clear that the condition $|\cos 2\theta_{12}| > t_{\text{CH}}^2 \simeq 0.03$ was necessary for the upper bound on m_l to exist. On the other hand, the condition $\langle m \rangle_{\beta\beta}^{\min} \gtrsim 0.0056 \text{ eV} (0.048 \text{ eV})$ needs to be satisfied for the normal (inverted) mass hierarchy, for the lower bound on m_l to exist. For example, $0.05 \text{ eV} \leq \langle m \rangle_{\beta\beta} \leq 0.84 \text{ eV}$ gives $0.05 \text{ eV} (0.005 \text{ eV}) \lesssim m_l \lesssim 2.52 \text{ eV}$ for the normal (inverted) hierarchy.

Acknowledgments

HM thank Theoretical Physics Department of Fermilab for hospitality where this work was completed. This work was supported by the Grant-in-Aid for Scientific Research in Priority Areas No. 12047222, Japan Ministry of Education, Culture, Sports, Science, and Technology.

-
- [1] K. Eguchi *et al.* [KamLAND Collaboration], hep-ex/0212021.
 - [2] S. P. Mikheev and A. Y. Smirnov, *Nuovo Cim. C* **9** (1986) 17;
L. Wolfenstein, *Phys. Rev. D* **17** (1978) 2369.
 - [3] Homestake Collaboration, K. Lande *et al.*, *Astrophys. J.* **496** (1998) 505;
SAGE Collaboration, J. N. Abdurashitov *et al.*, *Phys. Rev. C* **60** (1999) 055801;
GALLEX Collaboration, W. Hampel *et al.*, *Phys. Lett. B* **447** (1999) 127;
Super-Kamiokande Collaboration, S. Fukuda *et al.*, *Phys. Rev. Lett.* **86** (2001) 5651; *ibid.* **86** (2001) 5656;
SNO Collaboration, Q. R. Ahmad *et al.*, *Phys. Rev. Lett.* **87** (2001) 071301; *ibid.* **89** (2002) 011301; **89** (2002) 011302.
 - [4] J. N. Bahcall, M. C. Gonzalez-Garcia and C. Pena-Garay, *JHEP* **0207** (2002) 054;
V. Barger, D. Marfatia, K. Whisnant and B. P. Wood, *Phys. Lett. B* **537** (2002) 179;
A. Bandyopadhyay, S. Choubey, S. Goswami and D. P. Roy, *Phys. Lett. B* **540** (2002) 14;
P. C. de Holanda and A. Y. Smirnov, hep-ph/0205241;
G. L. Fogli, E. Lisi, A. Marrone, D. Montanino and A. Palazzo, *Phys. Rev. D* **66** (2002) 093008; M. Maltoni, T. Schwetz, M. A. Tortola and J. W. Valle, arXiv:hep-ph/0207227.

- [5] Kamiokande Collaboration, Y. Fukuda *et al.*, Phys. Lett. **B335** (1994) 237;
Super-Kamiokande Collaboration, Y. Fukuda *et al.*, Phys. Rev. Lett. **81** (1998) 1562; *ibid.* **85** (2000) 3999.
- [6] K2K Collaboration, S. H. Ahn *et al.*, Phys. Lett. B **511** (2001) 178;
K2K Collaboration, S. H. Ahn *et al.*, hep-ex/0212007.
- [7] Z. Maki, M. Nakagawa and S. Sakata, Prog. Theor. Phys. **28** (1962) 870.
- [8] B. Pontecorvo, Sov. Phys. JETP **26** (1968) 984.
- [9] S. R. Elliot and P. Vogel, hep-ph/0202264.
- [10] H. Minakata and H. Sugiyama, Phys. Lett. **B532** (2002) 275 [hep-ph/0202003].
- [11] CHOOZ Collaboration, M. Apollonio *et al.*, Phys. Lett. **B420** (1998) 397; *ibid.* B **466** (1999) 415.
See also, Palo Verde Collaboration, F. Boehm *et al.*, Phys. Rev. **D64** (2001) 112001.
- [12] J. Schechter and J.W.F. Valle, Phys. Rev. **D22** (1980) 2227;
S.M. Bilenky, J. Hosek, and S.T. Petcov, Phys. Lett. **B94** (1980) 495;
M. Doi *et al.*, Phys. Lett. **B102** (1981) 323.
- [13] Y. Farzan, O. L. G. Peres, and A. Yu. Smirnov, Nucl. Phys. **B612** (2001) 59;
Y. Farzan and A. Yu. Smirnov, hep-ph/0211341.
- [14] C. Weinheimer *et al.*, Phys. Lett. **B460** (1999) 219;
F. Vissani, Nucl. Phys. Proc. Suppl. **100** (2001) 273.
- [15] R.G.H. Robertson and D.A. Knapp, Ann. Rev. Nucl. Part. Sci. **38** (1988) 185.
- [16] Heidelberg-Moscow Collaboration, H.V. Klapdor-Kleingrothaus *et al.*, Eur. Phys. J. **A12** (2001) 147.
- [17] M. Shiozawa, Talk presented at XXth International Conference on Neutrino Physics and Astrophysics (Neutrino 2002), May 25-30, 2002, Munich, Germany.
- [18] We use the value obtained by
G. L. Fogli, E. Lisi, A. Marrone, D. Montanino, A. Palazzo, and A. M. Rotunno, hep-ph/0212127.
For the similar comprehensive analyses, see
M. Maltoni, T. Schwetz, and J. W. Valle, hep-ph/0212129;
A. Bandyopadhyay, S. Choubey, R. Gandhi, S. Goswami and D. P. Roy, hep-ph/0212146;
J. N. Bahcall, M. C. Gonzalez-Garcia and C. Pena-Garay, hep-ph/0212147;
H. Nunokawa, W. I. C. Teves, and R. Zukanovich Funchal, hep-ph/0212202;
V. Barger and D. Marfatia, hep-ph/0212126.
- [19] H.V. Klapdor-Kleingrothaus, H. Päs and A.Yu. Smirnov, Phys. Rev. **D63** (2001) 073005.
- [20] V. Barger *et al.*, Phys. Lett. **B532** (2002) 15.
- [21] J. Primack, astro-ph/0112255;
M. Fukugita, G.-C. Liu, and N. Sugiyama, Phys. Rev. Lett. **84** (2000) 1082;
O. Elgaroy *et al.*, Phys. Rev. Lett. **89** (2002) 061301.
- [22] See, e.g., S. T. Petcov and A. Yu. Smirnov, Phys. Lett. **B322** (1994) 109;
H. Minakata, Phys. Rev. **D52** (1995) 6630; Phys. Lett. **B356** (1995) 61;
S. M. Bilenkii *et al.* Phys. Rev. **D54** (1996) 4432.
- [23] H. Minakata and O. Yasuda, Phys. Rev. **D56** (1997) 1692; Nucl. Phys. **B523** (1998) 597;
O. Yasuda, in *Proceedings of 2nd International Conference on Physics Beyond the Standard Model*, edited by H. V. Klapdor-Kleingrothaus and I. Krivosheina, pp 223-235 (IOP Bristol 2000);
T. Fukuyama, K. Matsuda, and H. Nishiura, Mod. Phys. Lett. **A13** (1998) 2279; Phys. Rev.

- D57** (1998) 5844; *ibid.* **D62** (2000) 093001; **D63** (2000) 077301; **D64** (2001) 013001;
F. Vissani, JHEP **9906** (1999) 022;
V. Barger and K. Whisnant Phys. Lett. **B456** (1999) 194;
J. Ellis and S. Lola, Phys. Lett. **B458** (1999) 310;
G. C. Branco, M. N. Rebelo, and J. I. Silva-Marcos, Phys. Rev. Lett. **82** (1999) 683;
S. M. Bilenky, C. Giunti, W. Grimus, B. Kayser, and S. T. Petcov, Phys. Lett. **B465** (1999) 193;
M. Czakon, J. Gluza, and M. Zralek, Phys. Lett. **B465** (1999) 211;
H. Georgi and S. L. Glashow, Phys. Rev. **D61** (2000) 097301;
R. Adhikari and G. Rajasekaran, Phys. Rev. **D61** (2000) 031301;
D. Falcone and F. Tramontano, Phys. Rev. **D64** (2001) 077302.
- [24] H.V. Klapdor-Kleingrothaus, H. Päs and A.Yu. Smirnov, cited in [19],
S. M. Bilenky, S. Pascoli, and S. T. Petcov, Phys. Rev. **D64** (2001) 053010;
S. Pascoli, S. T. Petcov, and L. Wolfenstein, Phys. Lett. **B524** (2002) 319;
H. Minakata and H. Sugiyama, Phys. Lett. **B526** (2002) 335; **B532** (2002) 275 [hep-ph/0111269, hep-ph/0202003];
W. Rodejohann, hep-ph/0203214;
V. Barger, S. L. Glashow, P. Langacker, and D. Marfatia, Phys. Lett. **B540** (2002) 247;
H. Nunokawa, W. I. C. Teves, and R. Zukanovich Funchal, hep-ph/0206137;
S. Pascoli and S. T. Petcov, Phys. Lett. **B544** (2002) 239;
S. Pascoli, S. T. Petcov, and W. Rodejohann, hep-ph/0209059;
- [25] IGEX Collaboration, C.E. Aalseth *et al.*, Phys. Rev. **D65** (2002) 092007.
- [26] F. Piquemal (for the NEMO Collaboration), hep-ex/0205006.
- [27] E. Fiorini *et al.* Phys. Rep. **307** (1998) 309;
A. Bettini, Nucl. Phys. Proc. Suppl. **100** (2001) 332.
- [28] GENIUS Collaboration, H.V. Klapdor-Kleingrothaus *et al.*, hep-ph/9910205.
- [29] S. Waldman, Talk at International Workshop on Technology and Application of Xenon Detectors (Xenon01), ICRR, Kashiwa, Japan, December 3-4, 2001.
- [30] Majorana Collaboration, C.E. Aalseth *et al.*, hep-ex/0201021.
- [31] H. Ejiri *et al.*, Phys. Rev. Lett. **85** (2000) 2919.
- [32] S. Moriyama, Talk at International Workshop on Technology and Application of Xenon Detectors (Xenon01), ICRR, Kashiwa, Japan, December 3-4, 2001.
- [33] H. V. Klapdor-Kleingrothaus, A. Dietz, H. L. Harnay, and I. Krivosheina, Mod. Phys. Lett. **A16** (2001) 2409 [hep-ph/0201231].

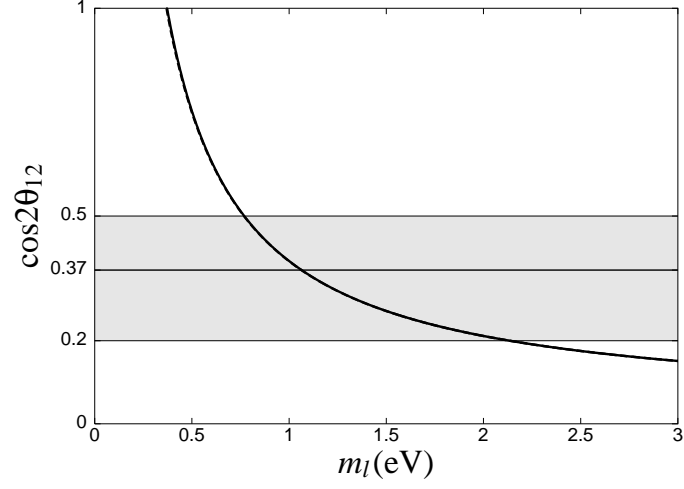


FIG. 1: The double beta decay constraint with the CHOOZ bound (5) is displayed as an allowed region in m_l - $\cos 2\theta_{12}$ space. The region left to the curve is allowed. The solid and the dashed lines are for the normal and the inverted mass hierarchies, but they completely overlap. The allowed LMA parameter region by the combined solar-KamLAND analysis is superimposed with shadow.

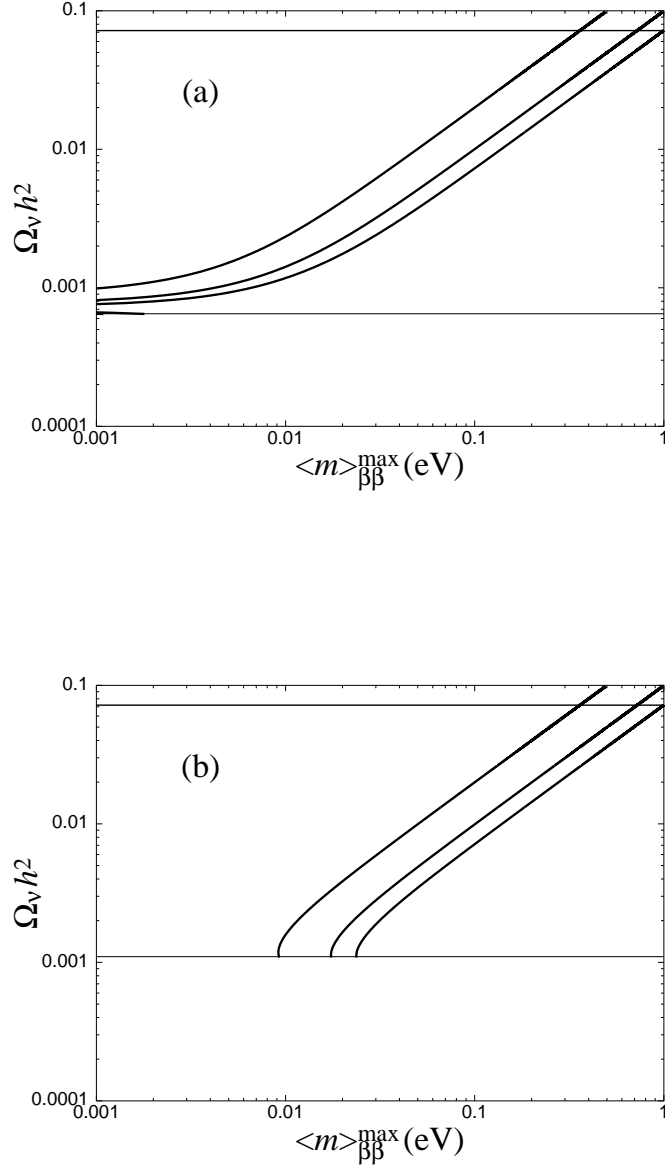


FIG. 2: Plotted is the upper bound on Ω_ν , the neutrino contribution to cosmological Ω parameter. Three lines correspond to, from above to below, $\tan^2 \theta_{12} = 0.67$, 0.46 , and 0.33 , respectively. Fig. 2a and 2b are for the normal and the inverted mass hierarchies, respectively. The bold horizontal line is the upper bound determined by the recent result of single beta decay experiments. The thin horizontal line is the lower bound obtained by $m_l = 0$.

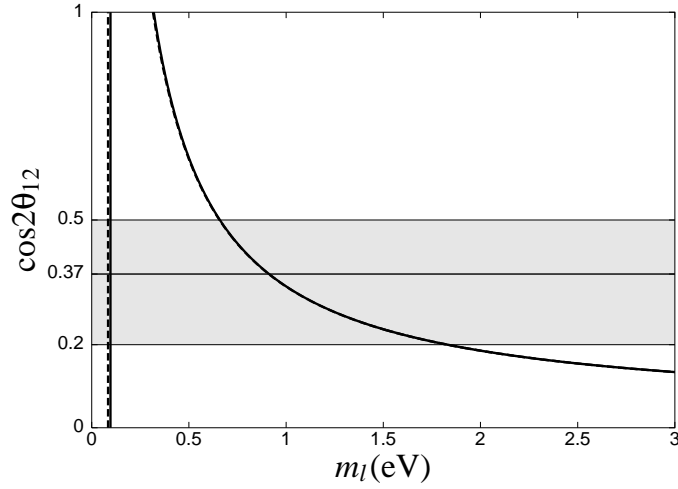


FIG. 3: The double beta decay constraints with the CHOOZ bound (5), (7) and (8) displayed for $0.1 \text{ eV} \leq \langle m \rangle_{\beta\beta} \leq 0.3 \text{ eV}$. The solid and the dashed lines are for the normal and the inverted mass hierarchies, respectively. The allowed LMA parameter region by the combined solar-KamLAND analysis is superimposed with shadow.

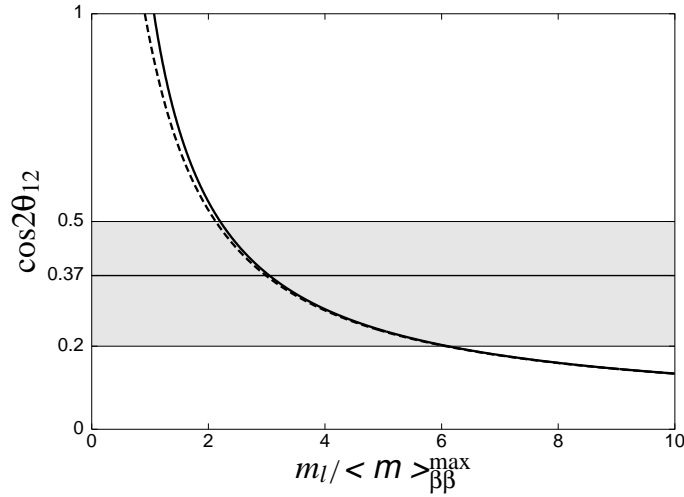


FIG. 4: The double beta decay constraint with the CHOOZ bound (5) is displayed for $\langle m \rangle_{\beta\beta}^{\max} = 0.1 \text{ eV}$ to indicate the scaling behavior of the bound with variable $m_l / \langle m \rangle_{\beta\beta}^{\max}$ as used for abscissa. The region left to the curve is allowed. The solid and the dashed lines are for the normal and the inverted mass hierarchies, respectively. The allowed LMA parameter region by the combined solar-KamLAND analysis is superimposed with shadow.

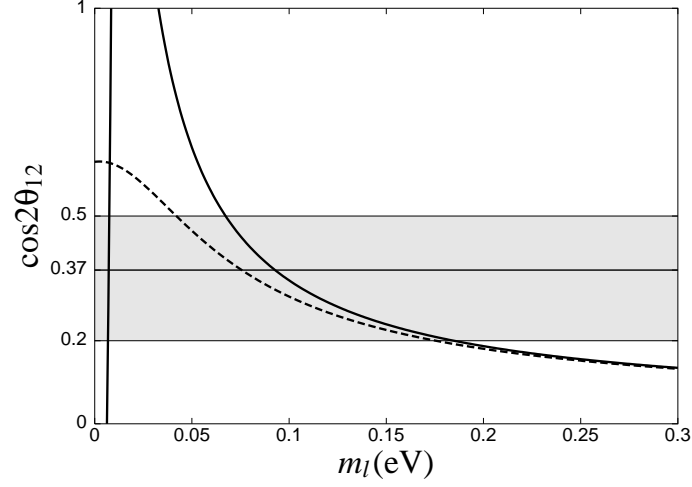


FIG. 5: The double beta decay constraints with the CHOOZ bound (5), (7) and (8) displayed for $0.01 \text{ eV} \leq \langle m \rangle_{\beta\beta} \leq 0.03 \text{ eV}$. The solid and the dashed lines are for the normal and the inverted mass hierarchies, respectively. The allowed LMA parameter region by the combined solar-KamLAND analysis is superimposed with shadow.