

How precisely can we reduce the three-flavor neutrino oscillation to the two-flavor one only from $\frac{\delta m_{12}^2}{\delta m_{13}^2} \lesssim \frac{1}{15}$?

C. S. Lim,^{*} K. Ogure,[†] and H. Tsujimoto[‡]

*Department of Physics, Kobe University,
Rokkodaicho 1-1, Nada ward, Kobe 657-8501, Japan*

(Dated: December 25, 2018)

Abstract

We derive the reduction formula, which expresses the survival rate for the three-flavor neutrino oscillation by the two-flavor one, to the next-to-leading order in case there is one resonance due to the matter effect. We numerically find that the next-to-leading reduction formula is extremely accurate and the improvement is relevant for the precision test of solar neutrino oscillation and the indirect measurement of CP violation in the leptonic sector. We also derive the reduction formula, which is slightly different from that previously obtained, in case there are two resonances. We numerically verify that this reduction formula is quite accurate and is valid for wider parameter region than the previously obtained ones are.

PACS numbers: 14.60.Pq, 14.60.Lm, 12.15.Ff

Keywords: neutrino oscillation, reduction formula, three flavors

^{*}lim@phys.sci.kobe-u.ac.jp

[†]ogure@phys.sci.kobe-u.ac.jp

[‡]tujimoto@phys.sci.kobe-u.ac.jp

I. INTRODUCTION

The physics of neutrino oscillation is currently under very active investigation, since it leads to physics beyond the Standard Model. Two-flavor neutrino oscillation, however, is adopted in most analyses of the data, though everyone knows that there are three active neutrino flavors. The two-flavor oscillation is easy to investigate in comparison with the three-flavor oscillation because there are only two parameters, a mass-squared difference and a mixing angle. Besides, some exact solutions of the oscillation probability are known in the two-flavor oscillation scheme even in the presence of matter effect[1, 2, 3, 4, 5, 6, 7, 8]. To make the analysis realistic, however, we need to work in the full three-flavor system, where we have 6 parameters, 2 mass-squared differences, 3 mixing angles, and 1 CP phase. The analysis by use of three-flavor oscillation is particularly important when we compare the outputs from different experiments, sensitive to different mass-squared differences and mixing angles.

The simplest way to investigate the three-flavor oscillation is relying on the numerical calculation. There is no serious technical difference between the two-flavor oscillation and the three-flavor one in numerical calculation[30]. The parameter space, however, becomes very large, 6 dimensional, and is difficult to exhaust. What is worse, we can hardly understand the physical consequence from the numerical results intuitively, even if the parameter space is exhausted.

More elegant way to investigate the three-flavor oscillation is to reduce the three-flavor oscillation into the effective two-flavor one using the hierarchy between the two mass differences or the smallness of some mixing angle. For example, the following reduction formula for the survival probability of the electron neutrino, $S_{3\nu}$, is found in the case that the one mass difference is much larger than the other one and the matter effect, $\Delta_{12}, A(x) \ll \Delta_{13}$ [9],

$$S_{3\nu} = S_{2\nu,eff} \cos^4 \theta_{13} + \sin^4 \theta_{13}. \quad (1)$$

Here, θ_{13} is the mixing angle defined in Sec.II A, while $S_{2\nu,eff}$ is the survival rate calculated in the effective two-flavor scheme with effective matter effect $A_{eff}(x) \equiv \cos^2 \theta_{13} A(x)$. We show the definitions of each quantity in detail in section II. This relation is often used in the analysis of the solar neutrino[10, 11, 12, 13, 14, 15, 16, 17]. Though it is exact in the

limit $\frac{\Delta_{12}}{\Delta_{13}}, \frac{A(x)}{\Delta_{13}} \rightarrow 0$, the actual hierarchy is not so good. Taking the LMA-MSW solution for the solar neutrino problem and the allowed range of Δ_{13} from the analysis of atmospheric neutrino oscillation, we find that the hierarchies are rather mild, $\frac{\Delta_{12}}{\Delta_{13}} \lesssim 1/15$, $\frac{A}{\Delta_{13}} \lesssim 1/10$ [31]. This indicates that the above relation possibly has an error around several percents or more.

Such an error is not so important just to verify the existence of the neutrino masses. Current interest in the neutrino physics is, however, not only verifying the finite masses but also determining the precise values of the parameters. The allowed region of the mass differences and the mixing angles may be affected due to the error of the formula used in the analysis. This error would be more serious in the trial to observe the CP violation in the leptonic sector using the sizes of the unitarity triangle, since it requires more precise determination of the survival rate [19, 20, 21, 22].

One of the aims of the present paper is examining how precise the reduction formula is. We then propose a next-to-leading order reduction formula, which is surprisingly precise. We only assume the mass hierarchy, $\frac{\Delta_{12}}{\Delta_{13}} \lesssim 1/15$ and do not impose any restriction on θ_{13} in order to keep our analysis as general as possible. While we average the survival rate with respect to the final time, we do not average it with respect to the initial time. The obtained reduction formula therefore can be used without averaging over the initial time.

Another example of the reduction formula is the following relation for the two successive resonances [6],

$$S_{3\nu} = P_L P_H \cos^2 \theta_{12} \cos^2 \theta_{13} + P_H (1 - P_L) \sin^2 \theta_{12} \cos^2 \theta_{13} + (1 - P_H) \sin^2 \theta_{13}. \quad (2)$$

Here, θ_{12} is the mixing angle defined in Sec.II A, P_L and P_H are the jumping probabilities for the resonances with lower and higher number densities, respectively. This relation is used for the investigation into the neutrino oscillation inside a supernova, which has two successive resonances due to the high matter density [24, 25, 26, 27, 28]. It is also used for the investigation into hypothetical O(GeV) neutrino from the sun produced by the annihilation of WIMPs, which has the two successive resonances due to the higher neutrino energy [29]. In Ref.[29], an improved reduction formula Eq.(55) is derived. The reduction formulas, Eq.(2) and Eq.(55), are expressed by the jumping probability, while the reduction formula Eq.(1) is expressed by the survival rate. We express the reduction formula by the survival rate also in this case and numerically study the difference between these expressions.

The present paper is organized as follows. In Sec.II A, we derive the next-to-leading order reduction formula in case there is one resonance with matter effect. The main result in this section is the next-to-leading reduction formula Eq.(24). In Sec.II B, we examine the validity of the next-to-leading order reduction formula using numerical calculation. In Sec.III A, we derive the reduction formula in case there are two resonances. The reduction formula Eq.(54), which is the main result of this section, is expressed without the jumping probability. In Sec.III B, we numerically verify the validity of the reduction formula obtained in Sec.III A, comparing to that expressed by the jumping probability. In Sec.IV, we summarise the results obtained in the present paper.

II. REDUCTION FORMULA FOR ONE RESONANCE

We derive the next-to-leading order reduction formula in case there is one resonance in this section. While the formula is suitable for the investigation of the solar neutrino problem, it would be applicable for other cases. We then verify its validity using numerical calculation.

A. Derivation of the next-to-leading order reduction formula

We derive the next-to-leading order reduction formula in the presence of one resonance. The neutrino propagation in matter for three flavors, is governed by,

$$i\frac{d\phi}{dt} = \left\{ V \begin{pmatrix} 0 & & \\ & \Delta_{12} & \\ & & \Delta_{13} \end{pmatrix} V^\dagger + \begin{pmatrix} A(t) & & \\ & 0 & \\ & & 0 \end{pmatrix} \right\} \phi \quad (3)$$

in the base of weak eigenstate ϕ_α ($\alpha = e, \nu, \tau$). Here, $A(t) = \sqrt{2}G_F N_e(t)$ is the matter induced mass of the electron neutrino with $N_e(t)$ being the electron number density. The quantities, $\Delta_{12} \equiv \frac{\delta m_{12}^2 (= m_2^2 - m_1^2)}{2E}$ and $\Delta_{13} \equiv \frac{\delta m_{13}^2 (= m_3^2 - m_1^2)}{2E}$, are given in terms of the neutrino masses m_i ($i = 1, 2, 3$) and the neutrino energy E . Throughout the present paper, we assume a hierarchical relation, $0 < \Delta_{12} \ll \Delta_{13}$. The mixing matrix V is parametrized as,

$$V = \begin{pmatrix} c_{12}c_{13} & s_{12}c_{13} & s_{13}e^{-i\delta} \\ -s_{12}c_{23} - c_{12}s_{23}s_{13}e^{i\delta} & c_{12}c_{23} - s_{12}s_{23}s_{13}e^{i\delta} & s_{23}c_{13} \\ s_{12}s_{23} - c_{12}c_{23}s_{13}e^{i\delta} & -c_{12}s_{23} - s_{12}c_{23}s_{13}e^{i\delta} & c_{23}c_{13} \end{pmatrix} \quad (4)$$

$$= \begin{pmatrix} 1 & 0 & 0 \\ 0 & c_{23} & s_{23} \\ 0 & -s_{23} & c_{23} \end{pmatrix} \begin{pmatrix} c_{13} & 0 & s_{13}e^{-i\delta} \\ 0 & 1 & 0 \\ -s_{13}e^{i\delta} & 0 & c_{13} \end{pmatrix} \begin{pmatrix} c_{12} & s_{12} & 0 \\ -s_{12} & c_{12} & 0 \\ 0 & 0 & 1 \end{pmatrix} \equiv V_{23}V_{13}V_{12}, \quad (5)$$

where, s_{ij} and c_{ij} represent $\sin \theta_{ij}$ and $\cos \theta_{ij}$, respectively. Since we only discuss the survival rate of the electron neutrino, which does not depend on θ_{23} and δ , we set them to zero in the present paper.

For our purpose, it is convenient to work in a base $\xi \equiv V_{13}^\dagger V_{23}^\dagger \phi$, where the time evolution equation (3) is rewritten as,

$$i \frac{d\xi}{dt} = \left\{ V_{12} \begin{pmatrix} 0 & & \\ & \Delta_{12} & \\ & & \Delta_{13} \end{pmatrix} V_{12}^\dagger + V_{13}^\dagger \begin{pmatrix} A(t) & & \\ & 0 & \\ & & 0 \end{pmatrix} V_{13} \right\} \xi \quad (6)$$

$$= \left\{ \begin{pmatrix} \Delta_{12}s_{12}^2 + Ac_{13}^2 & \Delta_{12}s_{12}c_{12} & 0 \\ \Delta_{12}s_{12}c_{12} & \Delta_{12}c_{12}^2 & 0 \\ 0 & 0 & \Delta_{13} + As_{13}^2 \end{pmatrix} + \begin{pmatrix} 0 & 0 & As_{13}c_{13} \\ 0 & 0 & 0 \\ As_{13}c_{13} & 0 & 0 \end{pmatrix} \right\} \xi. \quad (7)$$

Under the hierarchy $\Delta_{12}, A(x) \ll \Delta_{13}$, the second matrix in the r.h.s. may be treated as a perturbation, while the 2×2 submatrix in the first matrix should not be dealt as a small perturbation, because neglect of the submatrix causes a degeneracy of eigenvalues. Thus, neglecting the second matrix, we obtain the block diagonalized equation and the leading order reduction formula Eq.(1) is easily obtained. In this approximation, the discarded terms have the magnitude of order, $O(As_{13}c_{13})$, which handles the error of this formula. We then derive a next-to-leading order reduction formula to reduce the magnitude of the error.

For such a purpose, let us rewrite Eq.(7) as,

$$i \frac{d\xi}{dt} = \left\{ \begin{pmatrix} 0 & \Delta_{12}s_{12}c_{12} & 0 \\ \Delta_{12}s_{12}c_{12} & \Delta_{12}c_{12}^2 & 0 \\ 0 & 0 & 0 \end{pmatrix} + \begin{pmatrix} \Delta_{12}s_{12}^2 + Ac_{13}^2 & 0 & As_{13}c_{13} \\ 0 & 0 & 0 \\ As_{13}c_{13} & 0 & \Delta_{13} + As_{13}^2 \end{pmatrix} \right\} \xi. \quad (8)$$

In order to incorporate the effect of the perturbation $As_{13}c_{13}$, we then diagonalize the second matrix by moving to a new base, $\eta = V_\epsilon^\dagger \xi$, with V_ϵ being a time dependent unitary matrix,

$$V_\epsilon = \begin{pmatrix} \cos \epsilon(t) & 0 & \sin \epsilon(t) \\ 0 & 1 & 0 \\ -\sin \epsilon(t) & 0 & \cos \epsilon(t) \end{pmatrix}. \quad (9)$$

The diagonalization goes as,

$$V_\epsilon^\dagger \begin{pmatrix} \Delta_{12}s_{12}^2 + Ac_{13}^2 & 0 & As_{13}c_{13} \\ 0 & 0 & 0 \\ As_{13}c_{13} & 0 & \Delta_{13} + As_{13}^2 \end{pmatrix} V_\epsilon = \begin{pmatrix} k_- & 0 & 0 \\ 0 & 0 & 0 \\ 0 & 0 & k_+ \end{pmatrix}, \quad (10)$$

where 2 eigenvalues are given as,

$$k_\pm = \frac{1}{2} \left[A + \Delta_{13} + s_{12}^2 \Delta_{12} \pm \sqrt{(A + \Delta_{13} + s_{12}^2 \Delta_{12})^2 - 4\{\Delta_{13}\Delta_{12}s_{12}^2 + A(c_{13}^2 \Delta_{13} + s_{13}^2 s_{12}^2 \Delta_{12})\}} \right], \quad (11)$$

and the angle ϵ satisfies the following relation,

$$\tan 2\epsilon(t) = \frac{A(t) \sin 2\theta_{13}}{\Delta_{13} - s_{12}^2 \Delta_{12} - A(t) \cos 2\theta_{13}}. \quad (12)$$

Though the hierarchy, $\Delta_{12}, A \ll \Delta_{13}$, implies that the time dependent angle is small,

$$\epsilon \simeq \frac{A \sin 2\theta_{13}}{2\Delta_{13}}, \quad (13)$$

the angle plays an important role in the improvement of the reduction formula. While the second matrix at the r.h.s. of Eq.(8) is diagonalized, we have additional terms in the time evolution equation for the base of η . First, since the base η depend on time, the left hand side of Eq.(8) yields the following extra contribution,

$$-iV_\epsilon^\dagger \frac{dV_\epsilon}{dt} = i\epsilon'(t) \begin{pmatrix} 0 & 0 & -1 \\ 0 & 0 & 0 \\ 1 & 0 & 0 \end{pmatrix}. \quad (14)$$

This term has the magnitude of the following order,

$$|\epsilon'(t)| \simeq \left| \frac{A' \sin 2\theta_{13}}{2\Delta_{13}} \right| \sim \frac{A \sin 2\theta_{13}}{2\Delta_{13}L}, \quad (15)$$

where L denotes a typical length, in which the matter effect A changes. In case of sun, the typical length corresponds to the scale height, $L = R_s \sim \frac{R_\odot}{10.54}$ [23].

Second, the first matrix in Eq.(8) is also slightly altered due to the change of the base as,

$$V_\epsilon^\dagger \begin{pmatrix} 0 & \Delta_{12}s_{12}c_{12} & 0 \\ \Delta_{12}s_{12}c_{12} & \Delta_{12}c_{12}^2 & 0 \\ 0 & 0 & 0 \end{pmatrix} V_\epsilon = \Delta_{12} \begin{pmatrix} 0 & s_{12}c_{12}c_\epsilon & 0 \\ s_{12}c_{12}c_\epsilon & c_{12}^2 & s_{12}c_{12}s_\epsilon \\ 0 & s_{12}c_{12}s_\epsilon & 0 \end{pmatrix} \quad (16)$$

$$= \Delta_{12} \begin{pmatrix} 0 & s_{12}c_{12}(1 + O(\epsilon^2)) & 0 \\ s_{12}c_{12}(1 + O(\epsilon^2)) & c_{12}^2 & s_{12}c_{12}O(\epsilon) \\ 0 & s_{12}c_{12}O(\epsilon) & 0 \end{pmatrix}. \quad (17)$$

Ignoring the small extra off-diagonal terms, we obtain the propagation equation in the time dependent base η is approximated as follows,

$$\begin{aligned} i \frac{d\eta}{dt} &= \begin{pmatrix} k_- & \Delta_{12}s_{12}c_{12} + O(\Delta_{12} \sin 2\theta_{12}\epsilon^2) & O(\frac{A \sin 2\theta_{13}}{L\Delta_{13}}) \\ \Delta_{12}s_{12}c_{12} + O(\Delta_{12} \sin 2\theta_{12}\epsilon^2) & \Delta_{12}c_{12}^2 & O(\Delta_{12} \sin 2\theta_{12}\epsilon) \\ O(\frac{A \sin 2\theta_{13}}{L\Delta_{13}}) & O(\Delta_{12} \sin 2\theta_{12}\epsilon) & k_+ \end{pmatrix} \eta \\ &\simeq \begin{pmatrix} \tilde{A}_{eff} + \Delta_{12}s_{12}^2 & \Delta_{12}s_{12}c_{12} & 0 \\ \Delta_{12}s_{12}c_{12} & \Delta_{12}c_{12}^2 & 0 \\ 0 & 0 & k_+ \end{pmatrix} \eta, \end{aligned} \quad (18)$$

where,

$$\tilde{A}_{eff} \equiv k_- - \Delta_{12}s_{12}^2. \quad (19)$$

This effective matter effect is well-approximated under the hierarchy, $\Delta_{12}, A(x) \ll \Delta_{13}$, as

$$\tilde{A}_{eff} \rightarrow c_{13}^2 A - \frac{\sin^2 2\theta_{13} A^2}{4\Delta_{13}}, \quad (20)$$

and reduces to A_{eff} used in the leading formula in the limit $\frac{A}{\Delta_{13}} \rightarrow 0$. The off-diagonal terms, discarded in Eq.(18), are smaller than the second matrix of Eq.(7) by the order $\frac{\Delta_{12} \sin 2\theta_{12}}{\Delta_{13}}$ in case,

$$\frac{A \sin 2\theta_{13}}{L\Delta_{13}} \lesssim \Delta_{12} \sin 2\theta_{12}\epsilon, \quad (21)$$

which can be rewritten as,

$$E \lesssim L\delta m_{12}^2 \sin 2\theta_{12}. \quad (22)$$

This condition is well-satisfied for the solar neutrinos, since the parameter are $E \lesssim 10[\text{MeV}]$, $L = R_s \simeq 3 \times 10^{14}[\text{eV}^{-1}]$ and $\delta m_{12}^2 \sim 10^{-4}[\text{eV}^2]$. We also discard the element of $O(\Delta_{12} \sin 2\theta_{12}\epsilon^2)$ in the 2×2 submatrix because of its smallness. We thus expect that the error of the next-to-leading order formula based on Eq.(18) has been improved compared with that of the leading order formula being controlled by the factor $\frac{\Delta_{12} \sin 2\theta_{12}}{\Delta_{13}}$.

The survival rate for the electron neutrino is calculated, by solving Eq.(18), to be,

$$\begin{aligned}
S(\nu_e \rightarrow \nu_e) &= \left| \begin{pmatrix} 1 & 0 & 0 \end{pmatrix} V_{23} V_{13} V_\epsilon(t) \begin{pmatrix} \mathbf{R}_{2 \times 2}(t, 0) & \mathbf{0} \\ \mathbf{0}^T & \exp(-i \int_0^t k_+ dt) \end{pmatrix} V_\epsilon(0)^\dagger V_{13}^\dagger V_{23}^\dagger \begin{pmatrix} 1 \\ 0 \\ 0 \end{pmatrix} \right|^2 \\
&= \cos^2 \theta_{13} \cos^2(\theta_{13} + \epsilon(0)) \left| \begin{pmatrix} 1 & 0 \end{pmatrix} \mathbf{R}_{2 \times 2}(t, 0) \begin{pmatrix} 1 \\ 0 \end{pmatrix} \right|^2 + \sin^2 \theta_{13} \sin^2(\theta_{13} + \epsilon(0)).
\end{aligned} \tag{23}$$

Here, $\mathbf{R}_{2 \times 2}(t, 0)$ is the resolvent matrix for the two-flavor neutrino oscillation with the matter effect \tilde{A}_{eff} and mass squared difference Δ_{12} . Thus we get the next-to-leading order reduction formula,

$$S_{3\nu}(\nu_e \rightarrow \nu_e) = \cos^2 \theta_{13} \cos^2(\theta_{13} + \epsilon(0)) \tilde{S}_{2\nu,eff}(\tilde{A}_{eff}, \Delta_{12}) + \sin^2 \theta_{13} \sin^2(\theta_{13} + \epsilon(0)). \tag{24}$$

Here, $\tilde{S}_{2\nu,eff}(\tilde{A}_{eff}, \Delta_{12})$ is the survival rate for the electron neutrino in the effective two-flavor system with the matter effect \tilde{A}_{eff} and mass squared difference Δ_{12} . This reduction formula has two-fold improvement compared with the leading order formula, Eq.(1); the matter effect is replaced from A_{eff} to \tilde{A}_{eff} and the angle is corrected from θ_{13} to $\theta_{13} + \epsilon$ at the production point of the neutrino, $t = 0$ [32].

This next-to-leading formula is valid no matter the resonance due to the matter effect occurs or not. We can, however, further simplify this relation if the effective survival rate, $\tilde{S}_{2\nu,eff}(\tilde{A}_{eff}, \Delta_{12})$ is represented using the jumping probability between the two mass eigenstates at the resonance point, $P_c(\tilde{A}_{eff}, \theta, \Delta)$, which is almost the same as the one for A_{eff} . The two-flavor survival rate is represented using the jumping probability as[2][33],

$$\tilde{S}_{2\nu,eff} = \frac{1}{2} + \left\{ \frac{1}{2} - P_c(\tilde{A}_{eff}, \theta_{12}, \Delta_{12}) \right\} \cos 2\tilde{\theta}_{m0} \cos 2\theta_{12} \tag{25}$$

where $\tilde{\theta}_{m0}$ is the mixing angle in the matter at the neutrino production point,

$$\cos 2\tilde{\theta}_{m0} = \frac{\Delta_{12} \cos 2\theta_{12} - \tilde{A}_{eff}(0)}{\sqrt{(\Delta_{12} \cos 2\theta_{12} - \tilde{A}_{eff}(0))^2 + (\Delta_{12} \sin 2\theta_{12})^2}}. \tag{26}$$

We call the resonance is complete in case that the electron neutrino is produced far above the resonance point. In this case, the survival rate is represented by the jumping probability like in Eq.(25). On the other hand, we call the resonance is incomplete in case that neutrino

is produced too near to the resonance point. In this case, we can not represent the survival rate by the jumping probability. The survival rate for the electron neutrino produced at a point with infinite matter effect, $A_{eff} = c_{13}^2 A \rightarrow \infty$, is represented as,

$$S_{2\nu,eff} = \frac{1}{2} - \left\{ \frac{1}{2} - P_c(A_{eff}, \theta_{12}, \Delta_{12}) \right\} \cos 2\theta_{12}. \quad (27)$$

For the case, $P_c(\tilde{A}_{eff}, \theta_{12}, \Delta_{12}) \simeq P_c(A_{eff}, \theta_{12}, \Delta_{12})$, the survival rate, $\tilde{S}_{2\nu,eff}$ is rewritten as,

$$\tilde{S}_{2\nu,eff} = \frac{1}{2} - \left(S_{2\nu,eff} - \frac{1}{2} \right) \cos 2\tilde{\theta}_{m0}. \quad (28)$$

Substituting this relation into Eq.(24), we can obtain the simplified formula,

$$S_{3\nu}(\nu_e \rightarrow \nu_e) = \cos^2 \theta_{13} \cos^2(\theta_{13} + \epsilon) \left\{ \frac{1}{2} - \left(S_{2\nu,eff} - \frac{1}{2} \right) \cos 2\tilde{\theta}_{m0} \right\} + \sin^2 \theta_{13} \sin^2(\theta_{13} + \epsilon). \quad (29)$$

In some cases, the survival rate, $S_{2\nu,eff}$ is known exactly, and the simplified formula can be represented in completely analytic form. For example, when the matter density distribution is of the exponential type, $A = A_0 \exp(-\frac{r}{r_0})$, which we adopt in the numerical analysis in the next section, the survival rate is represented analytically using the jumping probability,

$$P_c(A, \theta, \Delta) = \frac{\exp(2\pi\Delta r_0 \cos \theta^2) - 1}{\exp(2\pi\Delta r_0) - 1}. \quad (30)$$

Using Eqs.(19),(24),(26),(27),(28),(30), the survival rate for three-flavor neutrino oscillation $S_{3\nu}$ is represented analytically under the condition, $P_c(\tilde{A}_{eff}, \theta_{12}, \Delta_{12}) \simeq P_c(A_{eff}, \theta_{12}, \Delta_{12})$, in this case. We notice that this simplification is valid only in case that the survival rate can be represented by the jumping probability. It can not be used in case of incomplete resonance as is seen from the numerical analysis in the next subsection.

B. Numerical confirmation of the validity of the next-to-leading order reduction formula

In the present subsection, we numerically examine how precise the next-to-leading order reduction formula is. As an example, we use the exponential type electron density distribution, $N(r) = 245N_A \exp(-10.54\frac{r}{R_\odot})$, which is a good approximation for the solar neutrino propagation in most region[23][34]. Here, N_A is the Abogadro's number. We consider the mass-squared differences $10^{-10} < \delta m_{12}^2 < 10^{-4}[eV^2]$, $1.5 \times 10^{-3} < \delta m_{13}^2 < 4 \times 10^{-3}[eV^2]$

and the whole range of the mixing angles, $0 < \theta_{12} < \frac{\pi}{2}$, $0 < \theta_{13} < \frac{\pi}{2}$. We average over the survival rate with respect to the final time, and do not do it with respect to the initial time, since we do not use the averaging in deriving Eq.(24).

Since we have vast parameter region, we do not investigate the whole parameter region. Instead, we investigate the parameter region where the error of the reduction formula is expected to be large, since we would like to be conservative concerning the precision of the reduction formula. We first fix the values of the mass squared differences as, $\delta m_{12}^2 = 10^{-4}[eV^2]$ and $\delta m_{13}^2 = 1.5 \times 10^{-3}[eV^2]$, where the hierarchy between the mass differences is the minimum in the region we consider and the error is expected to be maximally enhanced.

We show the error of the reduction formula, the deviation from the exact result $S_{RF} - S_{exact}$, as a function of θ_{13} in Fig.1(a). The result derived from the leading formula Eq.(1) is known to have the largest error of about 0.07. The next-to-leading order formula Eq.(24) without the replacement $A_{eff} \rightarrow \tilde{A}_{eff}$, has the error of about 0.01. The next-to-leading order formula Eq.(24) with the replacement $A_{eff} \rightarrow \tilde{A}_{eff}$ has the smallest error of order 10^{-4} . We show the same figure for smaller value of θ_{12} in Fig.1(b). The magnitudes of each error are almost the same as those of Fig.1. They, however, arise in relatively small value of θ_{13} in this case. Generally, the errors are small for small $\sin 2\theta_{13}$ as is expected from the fact that the angle correction ϵ is proportional to $\sin 2\theta_{13}$ (Eq.(13)) and the correction to the matter effect is proportional to $\sin^2 2\theta_{13}$ (Eq.(20)).

We then show the results of the error of the reduction formula as a function of θ_{12} for $\sin^2 2\theta_{13} = 1$ in Fig.2(a), where the error is expected to be large. The leading order formula, Eq.(1) has the largest error of about 0.06. The next-to-leading order reduction formula, Eq.(24) without the replacement $A_{eff} \rightarrow \tilde{A}_{eff}$, has error around 0.01. The next-to-leading order reduction formula, Eq.(24) with the replacement $A_{eff} \rightarrow \tilde{A}_{eff}$, has the error of order 10^{-4} . Though the error of the leading order approximation vanishes for extremely large or small values of θ_{12} , this is accidental. Since the survival rate $\tilde{S}_{2\nu,eff}$ is apparently unity for extremely small or large θ_{12} , the error comes from the angle correction ϵ in this region. The correction of $S_{3\nu}$ due to the mixing angle correction is estimated to be,

$$\frac{\sin^2 2\theta_{13} A(0)}{2\Delta_{13}} (s_{13}^2 - c_{13}^2 \tilde{S}_{2\nu,eff}), \quad (31)$$

from Eqs.(13),(24). For $\theta_{13} = \frac{\pi}{4}$ and $\tilde{S}_{2\nu,eff} = 1$, this quantity accidentally vanishes. This error therefore remains for other values of θ_{13} as shown in Fig.2(b), which is the same figure

as Fig.2(a) except for $\theta_{13} = \frac{\pi}{3}$.

We next confirm that the error tends to be smaller for larger hierarchy, i.e. smaller δm_{12}^2 and larger δm_{13}^2 , as is suggested by the fact that the errors are handled by the relative importance of the neglected off-diagonal elements compared with the dominant matrix element Δ_{13} , i.e. $\frac{A(0)\sin 2\theta_{13}}{2\Delta_{13}}$ for the leading order formula and $\frac{\Delta_{12}\sin 2\theta_{12}\epsilon}{2\Delta_{13}} \sim \frac{\Delta_{12}\sin 2\theta_{12}A(0)\sin 2\theta_{13}}{4\Delta_{13}^2}$ for the next-to-leading order formula. We first show δm_{12}^2 dependence of the error in Fig.3. The leading formula Eq.(1) has the largest error as the above cases. There remains finite error, even for extremely small value of δm_{12}^2 . The errors for the next-to-leading order approximations tend to vanish for smaller value of δm_{12}^2 . This is because the error is handled by $\frac{\Delta_{12}\sin 2\theta_{12}A(0)\sin 2\theta_{13}}{4\Delta_{13}^2}$, and suggests that the correction to the matter effect Eq.(19) is negligible in this case. Therefore, the correction to the matter effect will be negligible for LOW and VO solution of the solar neutrino oscillation.

We next show the dependence of the error on the mass difference δm_{13}^2 in Fig.4. The leading formula Eq.(1) again has the largest error. The error tends to be reduced for larger value of δm_{13}^2 , as is expected.

All of the above numerical results strongly suggest that the reduction formula at the leading order potentially has the error around 0.1. This corresponds to the fact that the error due to the neglect of the mixing angle correction $\epsilon(0)$ is estimated as,

$$\frac{\sin^2 2\theta_{13}A(0)}{2\Delta_{13}}(s_{13}^2 - c_{13}^2\tilde{S}_{2\nu,eff}) \lesssim 0.1, \quad (32)$$

from Eq.(13),(24). The numerical calculations also suggest that the next-to-leading order correction drastically improve the reduction formula and the error reduces to be of order 10^{-4} . These results indicate that the leading order reduction formula is pretty good for the rough estimation of the allowed parameter region and the next-to-leading order formula is necessary for its precise determination. The detailed analysis of the allowed parameter region from the solar neutrino data is not the scope of the present paper. We also point out that the precise next-to-leading order formula will be useful for the (indirect) study of the CP violation [19, 20, 21, 22].

Finally, we examine how precise the simplified reduction formula is [35]. Since this formula is derived under the condition that the survival rate can be expressed by the jumping probability, it would not be precise in case that the resonance is incomplete. For the case of the above example, $N(r) = 245N_A \exp(-10.54\frac{r}{R_\odot})$, the resonance is incomplete for neu-

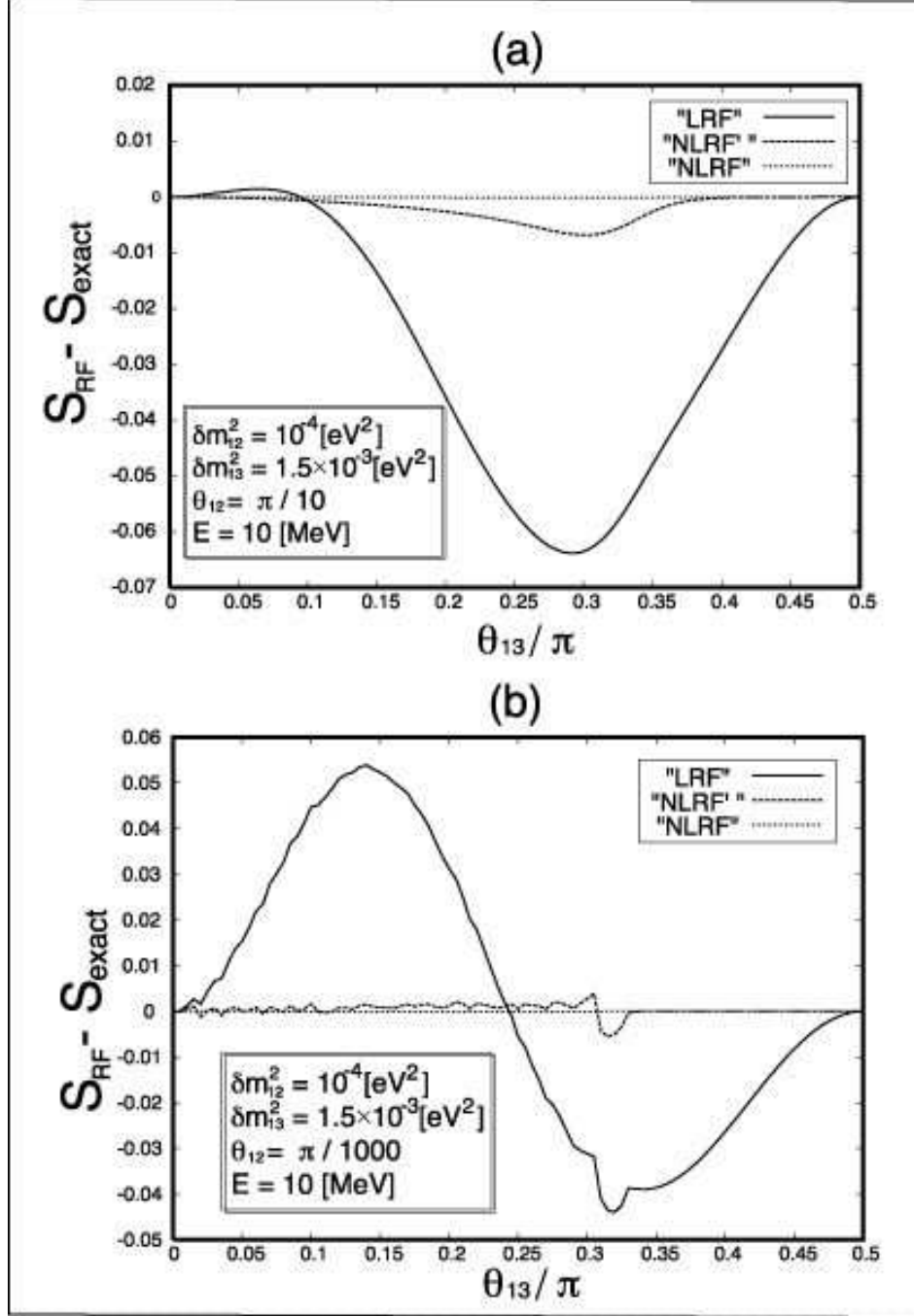


FIG. 1: The error of the reduction formula is shown for the parameters written in the figure as a function of θ_{13} in (a). The result by use of the leading formula Eq.(1), denoted by "LRF", has the largest error of about 0.07. The next-to-leading order formula Eq.(24) without the replacement $A_{eff} \rightarrow \tilde{A}_{eff}$, denoted by "NLRF'", has the error of about 0.01. The next-to-leading order formula Eq.(24) with \tilde{A}_{eff} , denoted by "NLRF", has the smallest error of order 10^{-4} . The large error arises for larger $\sin 2\theta_{13}$. The same figure as Fig.1(a) for smaller value of θ_{12} is shown in (b). The magnitudes of each error are almost the same as those of (a). They, however, arise in relatively small value of θ_{13} .

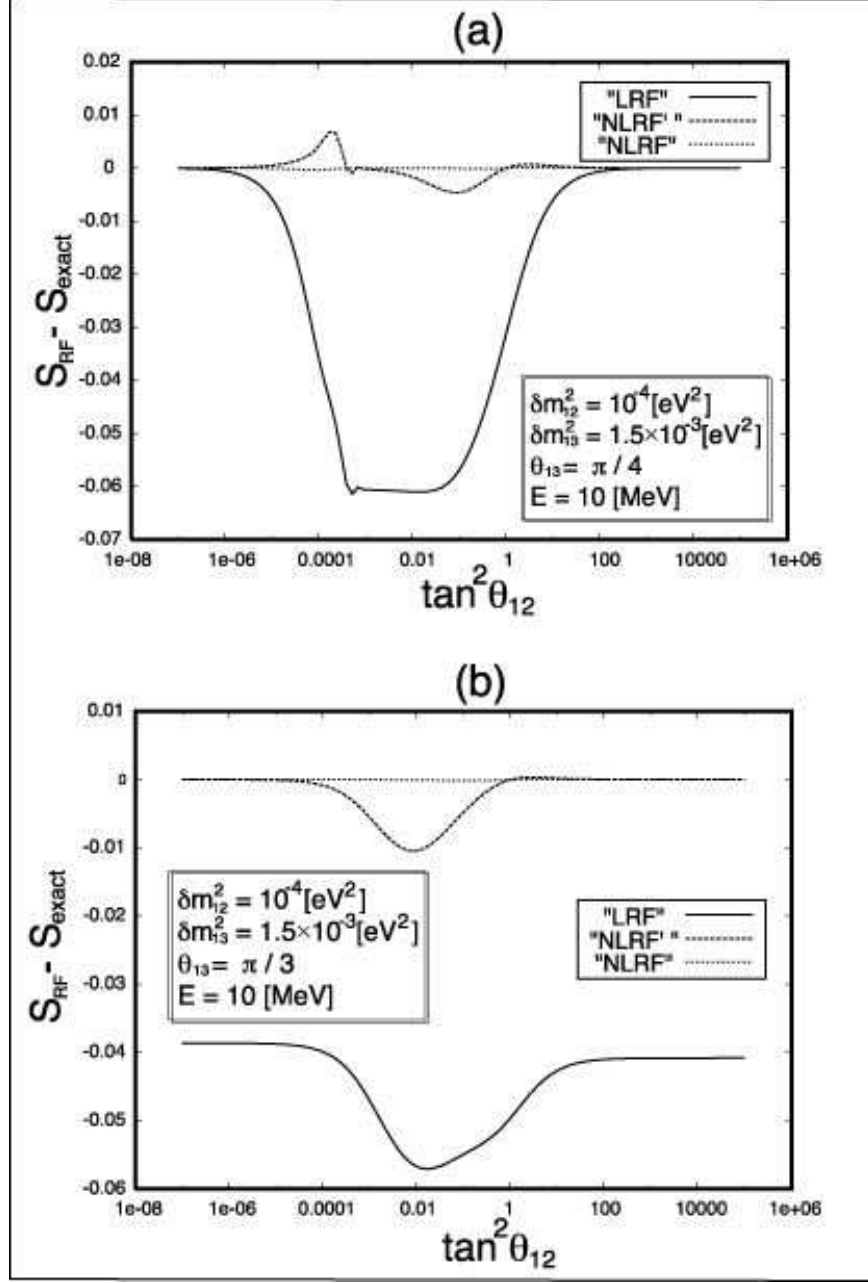


FIG. 2: The figure (a) shows the error of the reduction formula for the parameters written in the figure as a function of θ_{12} . The leading formula Eq.(1) has the largest error of about 0.06. The next-to-leading order reduction formula Eq.(24), without the replacement $A_{eff} \rightarrow \tilde{A}_{eff}$, has error around 0.01. The next-to-leading order reduction formula Eq.(24), with the replacement $A_{eff} \rightarrow \tilde{A}_{eff}$, only has the error of order 10^{-4} . Though the error of the leading order approximation vanishes for extremely large or small values of θ_{12} , this is accidental one. Same figure as Fig.2 for $\theta_{13} = \frac{\pi}{3}$ is shown in (b). Though the magnitude of the errors are almost same as Fig.2, there remains finite error for extremely large or small values of θ_{12} . Figure(b) shows the result for the same parameter set except for $\theta_{13} = \frac{\pi}{3}$.

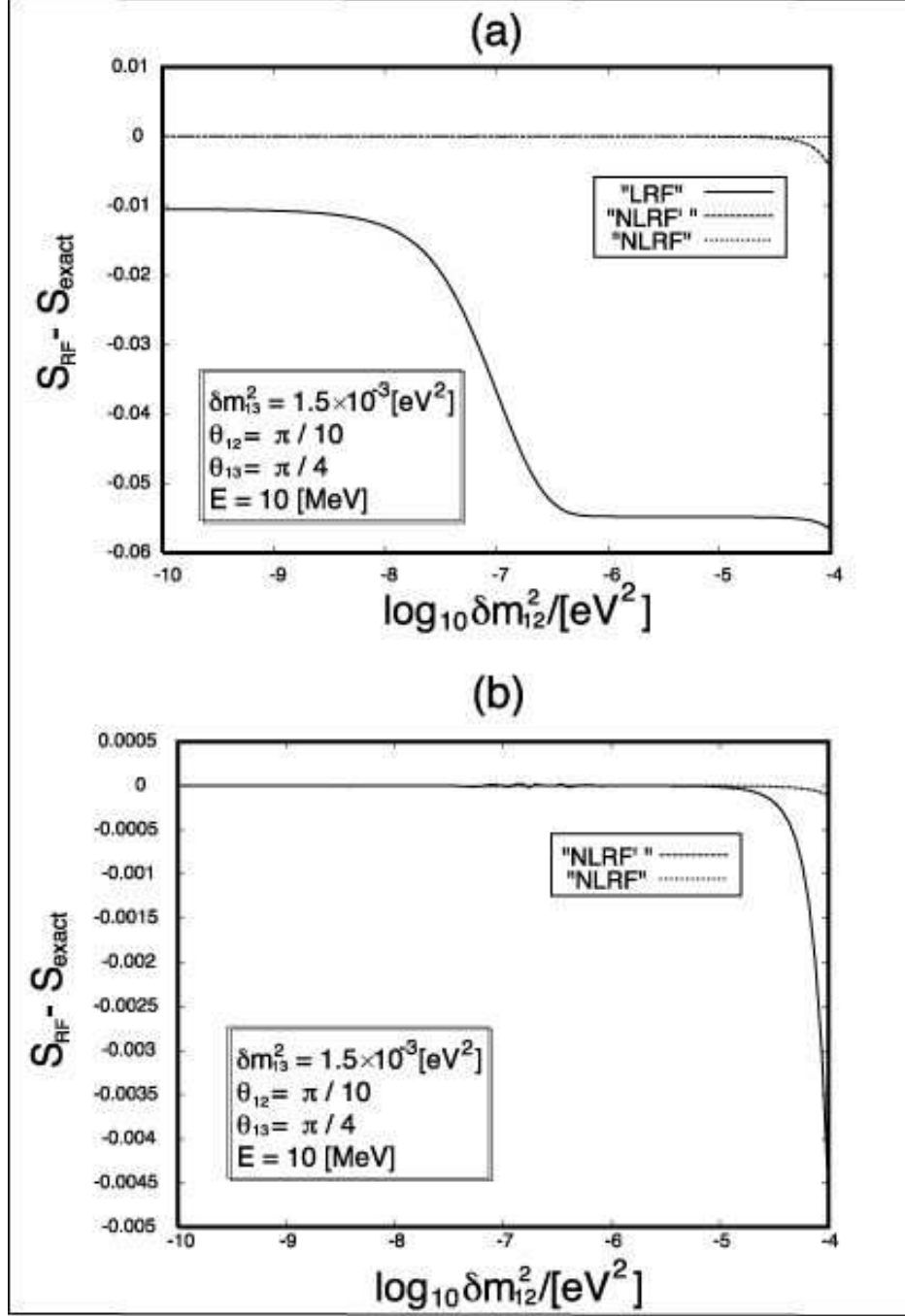


FIG. 3: The error of the reduction formula is shown for the parameters written in the figure as a function of δm_{12}^2 . The leading formula Eq.(1) has the largest error of about 0.05. The other lines, which have the error less than 0.01, are the next-to-leading order formula Eq.(24) with and without the replacement, $A_{eff} \rightarrow \tilde{A}_{eff}$. For the leading formula, the error remains even for small δm_{12}^2 , though it tends to vanish for the next-to-leading order formula.

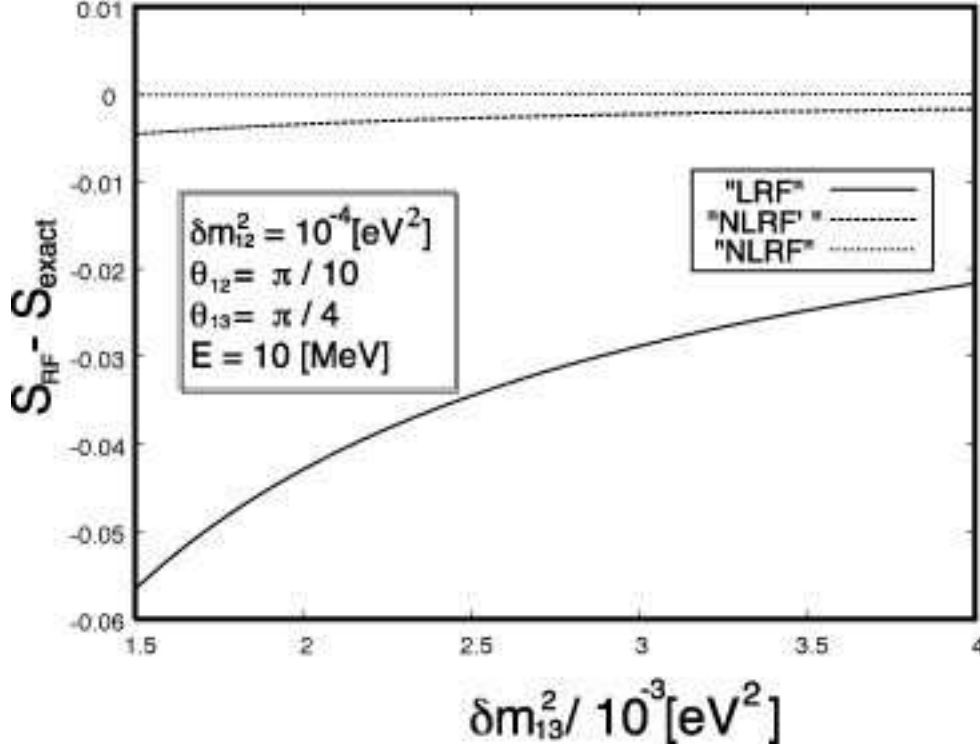


FIG. 4: The error of the reduction formula is shown for the parameters written in the figure as a function of δm_{13}^2 . The leading formula Eq.(1) has the largest error of about 0.06. The other lines, which have the error less than 0.01, are the next-to-leading order formula Eq.(24), with and without the replacement, $A_{eff} \rightarrow \tilde{A}_{eff}$. All errors tend to be reduced for larger δm_{13}^2 .

trinos, which have smaller energies ~ 1 [MeV]. The simplified reduction formula therefore is not expected to be valid in this case. On the other hand, the simplified formula is expected to be precise for neutrinos, which have larger energies ~ 10 [MeV], because in this case the resonance is expected to occur almost completely. We show in Fig.5 the error of the reduction formula as a function of the neutrino energy E . One can observe that the simplified formula is not valid for the smaller energies of the neutrino from this figure. The errors of both of the leading and the next-to-leading order reduction formulae are also shown in the figure. According to the above result, we learn that we should not use the simplified formula without assuring the resonance is complete, though the formula is attractive because of its simplicity.

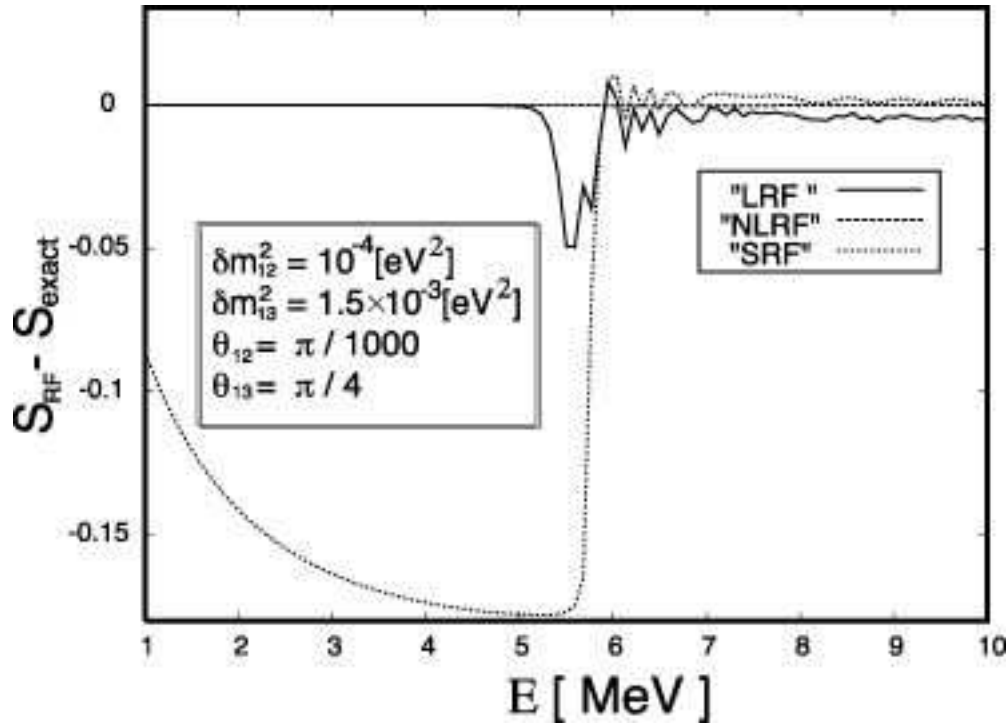


FIG. 5: The error of the reduction formula is shown for the parameters written in the figure as a function of the neutrino energy E . The error of the simplified formula is very large for smaller values of the neutrino energies. On the other hand, the leading order reduction formula has the error around 0.06. The next-to-leading order reduction formula has the error of order 10^{-4} .

III. REDUCTION FORMULA IN CASE OF TWO RESONANCES

We derive a reduction formula when ν_e experiences two successive resonances in Sec.IIIA. The expression we derive is slightly different from the previously proposed ones and is applicable for wider situations. This formula is relevant for the investigation into the supernova neutrino data or the hypothetical very high energy solar neutrino data due to the annihilation of WIMPs[24, 25, 26, 27, 28, 29]. We then verify the validity of the reduction formula using the numerical calculation in SecIIIB.

A. Derivation of the reduction formula in case of two resonances.

Suppose ν_e is produced at time 0 and detected at time t , going through "higher" and "lower" resonances, caused by matching the matter effect with Δ_{13} and Δ_{12} , respectively.

We divide the time interval into $[0, t_M]$ and $[t_M, t]$ ($0 < t_M < t$), where $\Delta_{12} \ll \Delta_{13}$, A and $\Delta_{12}, A \ll \Delta_{13}$ are met, i.e. "higher" and "lower" resonances are operative. The intermediate time t_M is chosen so that $\Delta_{12} \ll A(t_M) \ll \Delta_{13}$.

We first consider the time range where the higher resonance occurs, i.e. $\Delta_{12} \ll \Delta_{13}$, $A(t)$. A convenient base to describe this region is,

$$\omega \equiv U\phi, \quad U = \begin{pmatrix} 0 & -1 & 0 \\ 1 & 0 & 0 \\ 0 & 0 & 1 \end{pmatrix} V_{23}^\dagger, \quad (33)$$

where the time evolution equation Eq.(3) can be cast into,

$$i \frac{d\omega}{dt} = \left\{ UV \begin{pmatrix} 0 & & \\ & \Delta_{12} & \\ & & \Delta_{13} \end{pmatrix} V^\dagger U^\dagger + U \begin{pmatrix} A(t) & & \\ & 0 & \\ & & 0 \end{pmatrix} U^\dagger \right\} \omega \quad (34)$$

$$= \begin{pmatrix} c_{12}^2 \Delta_{12} & -s_{12} c_{12} c_{13} \Delta_{12} & s_{12} c_{12} s_{13} \Delta_{12} \\ -s_{12} c_{12} c_{13} \Delta_{12} & s_{12}^2 c_{13}^2 \Delta_{12} + s_{13}^2 \Delta_{13} + A(t) & s_{13} c_{13} \Delta_{13} - s_{12}^2 s_{13} c_{13} \Delta_{12} \\ s_{12} c_{12} s_{13} \Delta_{12} & s_{13} c_{13} \Delta_{13} - s_{12}^2 s_{13} c_{13} \Delta_{12} & s_{12}^2 s_{13}^2 \Delta_{12} + c_{13}^2 \Delta_{13} \end{pmatrix} \omega \quad (35)$$

$$\simeq \begin{pmatrix} \cos 2\theta_{12} \Delta_{12} & 0 & 0 \\ 0 & s_{13}^2 (\Delta_{13} - s_{12}^2 \Delta_{12}) + A(t) & s_{13} c_{13} (\Delta_{13} - s_{12}^2 \Delta_{12}) \\ 0 & s_{13} c_{13} (\Delta_{13} - s_{12}^2 \Delta_{12}) & c_{13}^2 (\Delta_{13} - s_{12}^2 \Delta_{12}) \end{pmatrix} \omega \quad (36)$$

$$\equiv \begin{pmatrix} \cos 2\theta_{12} \Delta_{12} & \mathbf{0}^T \\ \mathbf{0} & \mathbf{M}_H(t) \end{pmatrix} \omega. \quad (37)$$

Here, we neglect the term proportional to the unit matrix I .

The resolvent matrix in this base R^H is,

$$R_H(t, 0) \simeq \begin{pmatrix} e^{-i \cos 2\theta_{12} \Delta_{12} t} & \mathbf{0}^T \\ \mathbf{0} & \mathbf{R}_{2 \times 2}^H(t, 0) \end{pmatrix}, \quad (38)$$

where $\mathbf{R}_{2 \times 2}^H$ is the resolvent matrix for the effective two-flavor neutrino system with matter effect $A(t)$, the mass squared difference $\Delta_{13} - s_{12}^2 \Delta_{12}$ and the mixing angle θ_{13} .

We next consider the time range, $[t_M, t]$, where the lower resonance occurs, i.e. $\Delta_{12}, A(t) \ll \Delta_{13}$. A convenient base in this region is the time dependent base, $\kappa(t) \equiv Z(t)\phi$,

by which the Hamiltonian for the fixed t is diagonalized,

$$Z(t) \left\{ V \begin{pmatrix} 0 & & \\ & \Delta_{12} & \\ & & \Delta_{13} \end{pmatrix} V^\dagger + \begin{pmatrix} A(t) & & \\ & 0 & \\ & & 0 \end{pmatrix} \right\} Z^\dagger(t) = \begin{pmatrix} k_1(t) & 0 & 0 \\ 0 & k_2(t) & 0 \\ 0 & 0 & k_3(t) \end{pmatrix}, \quad (k_1 < k_2 < k_3). \quad (39)$$

Because of the hierarchy, $\Delta_{12}, A \ll \Delta_{13}$, the Hamiltonian and therefore the resolvent are approximately block diagonalized :

$$R_L(t, t_M) \simeq \begin{pmatrix} \mathbf{R}_{2 \times 2}^L(t, t_M) & \mathbf{0} \\ \mathbf{0}^\mathbf{T} & e^{-i \int_{t_M}^t k_3(t') dt'} \end{pmatrix}. \quad (40)$$

Since the lower resonance is nearly complete, i.e. $\Delta_{12} \ll A(t_M) \ll \Delta_{13}$, the 2×2 resolvent matrix can be generally written as,

$$\mathbf{R}_{2 \times 2}^L(t, t_M) \simeq \begin{pmatrix} 1 & 0 \\ 0 & e^{-i \Delta_{12}(t-t_L)} \end{pmatrix} \begin{pmatrix} \sqrt{1-P_L} e^{i\alpha} & \sqrt{P_L} e^{i\beta} \\ \sqrt{P_L} e^{i\gamma} & -\sqrt{1-P_L} e^{-i(\alpha-\beta-\gamma)} \end{pmatrix}, \quad (41)$$

where, t_L is some time far after the lower resonance, i.e. $A(t_L) \ll \Delta_{12}$, and P_L is the jumping probability between adiabatic states with respect to the lower resonance.

Using these resolvent matrices, the survival rate of ν_e is given as,

$$S = \left| \begin{pmatrix} 1 & 0 & 0 \end{pmatrix} Z^\dagger(t) \begin{pmatrix} \mathbf{R}_{2 \times 2}^L(t, t_M) & \mathbf{0} \\ \mathbf{0}^\mathbf{T} & \exp(-i \int_{t_M}^t k_3(t') dt') \end{pmatrix} Z(t_M) \right. \\ \left. U^\dagger \begin{pmatrix} e^{-i \cos 2\theta_{12} \Delta_{12} t_M} & \mathbf{0}^\mathbf{T} \\ \mathbf{0} & \mathbf{R}_{2 \times 2}^H(t_M, 0) \end{pmatrix} U \begin{pmatrix} 1 \\ 0 \\ 0 \end{pmatrix} \right|^2. \quad (42)$$

Here, the matrix $Z(t_M)U^\dagger$ is approximately written as,

$$Z(t_M)U^\dagger \simeq \begin{pmatrix} 1 & \mathbf{0}^\mathbf{T} \\ \mathbf{0} & \mathbf{V}_{3m}^\dagger(t_M) \end{pmatrix} \simeq \begin{pmatrix} 1 & 0 & 0 \\ 0 & c_{13} & -s_{13} \\ 0 & s_{13} & c_{13} \end{pmatrix}, \quad (43)$$

where, $\mathbf{V}_{3m}^\dagger(t)$ is the matrix which diagonalizes the 2×2 mass matrix \mathbf{M}_H as,

$$\mathbf{V}_{3m}^\dagger(t) \mathbf{M}_H(t) \mathbf{V}_{3m}(t) = \begin{pmatrix} k_2(t) & 0 \\ 0 & k_3(t) \end{pmatrix}. \quad (44)$$

From Eq.(42) and Eq.(43) and $U(1, 0, 0)^T = (0, 1, 0)^T$,

$$S \simeq \left| \begin{pmatrix} 1 & 0 & 0 \end{pmatrix} Z^\dagger(t) \begin{pmatrix} \mathbf{R}_{2 \times 2}^L(t, t_M) & \mathbf{0} \\ \mathbf{0}^T & \exp(-i \int_{t_M}^t k_3(t') dt') \end{pmatrix} \begin{pmatrix} 0 \\ \mathbf{V}_{3m}^\dagger(t_M) \mathbf{R}_{2 \times 2}^H(t_M, 0) \begin{pmatrix} 1 \\ 0 \end{pmatrix} \end{pmatrix} \right|^2. \quad (45)$$

In order to express the survival rate in terms of the two-flavor survival rate, we put as follows,

$$\begin{pmatrix} a \\ b \end{pmatrix} = \mathbf{V}_{3m}^\dagger(t_M) \mathbf{R}_{2 \times 2}^H(t_M, 0) \begin{pmatrix} 1 \\ 0 \end{pmatrix}. \quad (46)$$

The survival rate for the two-flavor system with respect to the higher resonance is expressed by these quantities as,

$$S_{2 \times 2}^H = \left| \begin{pmatrix} 1 & 0 \end{pmatrix} \mathbf{R}_{2 \times 2}^H(t, 0) \begin{pmatrix} 1 \\ 0 \end{pmatrix} \right|^2 \quad (47)$$

$$= \left| \begin{pmatrix} 1 & 0 \end{pmatrix} \mathbf{V}_{3m}(t) \mathbf{V}_{3m}^\dagger(t) \mathbf{R}_{2 \times 2}^H(t, 0) \begin{pmatrix} 1 \\ 0 \end{pmatrix} \right|^2 \quad (48)$$

$$\simeq \left| \begin{pmatrix} 1 & 0 \end{pmatrix} \mathbf{V}_{3m}(t) \begin{pmatrix} e^{-i \int_{t_M}^t k_2(t') dt'} & 0 \\ 0 & e^{-i \int_{t_M}^t k_3(t') dt'} \end{pmatrix} \begin{pmatrix} a \\ b \end{pmatrix} \right|^2 \quad (49)$$

$$\longrightarrow |a|^2 \cos^2 \theta_{13} + |b|^2 \sin^2 \theta_{13}. \quad (50)$$

In the last line, we averaged with respect to the final time t and used

$$\mathbf{V}_{3m}(t) \simeq \mathbf{V}_{3m}(t_M) \simeq \begin{pmatrix} c_{13} & s_{13} \\ -s_{13} & c_{13} \end{pmatrix}.$$

Using the unitarity condition, $|a|^2 + |b|^2 = 1$, we get,

$$|a|^2 = \frac{S_{2 \times 2}^H - \sin^2 \theta_{13}}{\cos 2\theta_{13}}, \quad |b|^2 = \frac{\cos^2 \theta_{13} - S_{2 \times 2}^H}{\cos 2\theta_{13}}. \quad (51)$$

The survival rate is thus expressed as,

$$S = \left| \begin{pmatrix} 1 & 0 & 0 \end{pmatrix} Z^\dagger(t) \begin{pmatrix} \mathbf{R}_{2 \times 2}^L(t, t_M) \begin{pmatrix} 0 \\ a \end{pmatrix} \\ b \exp(-i \int_{t_M}^t k_3(t') dt') \end{pmatrix} \right|^2 \quad (52)$$

$$\longrightarrow |a|^2 \cos^2 \theta_{13} \{P_L \cos^2 \theta_{12} + (1 - P_L) \sin^2 \theta_{12}\} + |b|^2 \sin^2 \theta_{13} \quad (53)$$

In the last line, we averaged the survival rate with respect to the final time and used $Z^\dagger(t) = V$. Using Eq.(51), we get the reduction formula, which is our final result,

$$S = S_{2 \times 2, inf}^L \frac{S_{2 \times 2}^H - \cos^2 \theta_{13}}{\cos 2\theta_{13}} \cos^2 \theta_{13} + \frac{\cos^2 \theta_{13} - S_{2 \times 2}^H}{\cos 2\theta_{13}} \sin^2 \theta_{13}. \quad (54)$$

Here, $S_{2 \times 2, inf}^L (= P_L \cos^2 \theta_{12} + (1 - P_L) \sin^2 \theta_{12})$ is the two-flavor survival rate for the lower resonance in case the electron neutrino is produced at a point with $A \rightarrow \infty$. We verify the validity of this formula by numerical method in the next subsection.

This reduction formula coincides with the reduction formula obtained in Ref.[29],

$$S = P_2^H \cos^2 \theta_{13} S_{2 \times 2, inf}^L + (1 - P_2^H) \sin^2 \theta_{13} \quad (55)$$

$$\left(P_2^H = \frac{1}{2} + \left(\frac{1}{2} - P_H \right) \cos 2\theta_{13m} \right),$$

provided the higher resonance is complete and the two-flavor survival rate $S_{2 \times 2}^H$ can be written in terms of the jumping probability P_H as,

$$S_{2 \times 2}^H = \frac{1}{2} + \left(\frac{1}{2} - P_H \right) \cos 2\theta_{13m} \cos 2\theta_{13}. \quad (56)$$

This reduction formula Eq.(55) is same as the reduction formula Eq.(2) obtained in Ref.[6], if θ_{13} is set to be $\frac{\pi}{2}$ and $S_{2 \times 2, inf}^L$ is further expressed by the jumping probability P_L as $S_{2 \times 2, inf}^L = \frac{1}{2} - \left(\frac{1}{2} - P_L \right) \cos 2\theta_{12}$. Though the reduction formulas, Eq.(54) and Eq.(55), are the same in case the higher resonance is complete, they are different in case the higher resonance is incomplete[36]. We also confirm the difference numerically in the next subsection.

B. Numerical confirmation of the validity of the reduction formula for the case of two resonances

In the present subsection, we examine how precise the reduction formula for the case of two resonance Eq.(54) is, using the numerical calculation. As a typical example, we use the same electron density distribution, $N(r) = 245 N_A \exp(-10.54 \frac{r}{R_\odot})$ as in Sec.II B. Since we consider the case where two resonances occur, we assume the energy of the produced electron neutrino is very high compared to the solar neutrino, $E > 100$ [MeV]. This situation is quite similar with that considered in Ref.[29]. To get conservative results, we take the mass squared differences as, $\delta m_{12}^2 = 10^{-4} [eV^2]$ and $\delta m_{13}^2 = 1.5 \times 10^{-3} [eV^2]$, where the hierarchy between the mass-squared differences is the mildest in the arrowed region and the error is expected to be enhanced maximally.

We show the error of the reduction formula Eq.(54) in Fig.6 for various values of the electron energy, $E = 0.1, 1, 10, 100$ [GeV]. We observe the largest error for the lowest energy $E = 0.1$ [GeV]. Even in this case, however, the error is less than 0.005. For higher energy neutrino, the reduction formula is more accurate. This reduction formula is apparently accurate enough for the investigation into the supernova neutrino and the hypothetical O(GeV) solar neutrino[24, 25, 26, 27, 28, 29].

We finally compare the reduction formula obtained here Eq.(54) with that obtained in Ref.[29]. We compare the errors as a function of the initial electron density $N(0) = 245\Theta N_A$ in Fig.7. The reduction formula Eq.(54) is extremely accurate for all values of Θ . While the reduction formula Eq.(55) is better than Eq.(2), it is not accurate for smaller value of Θ where the higher resonance becomes incomplete. The error, however, is small enough in the parameter range considered in Ref.[29] for their purpose. This result shows that the reduction formula Eq.(54) can be safely used even in the region where the higher resonance is incomplete.

IV. SUMMARY

In the present paper, we derive the next-to-leading order reduction formula for the ν_e survival rate Eq.(24) from the three-flavor neutrino oscillation to the two-flavor one in case there is only one resonance as in the ordinary solar neutrino oscillation. Together with the analytic argument, we numerically verify how accurate the reduction formula is. While we find that the leading order reduction formula Eq.(1) is accurate and enough for a rough estimation, the next-to-leading order reduction formula is extremely accurate and adequate for precision test of neutrino oscillations. We also verify how accurate the reduction formula written by the jumping probability is. This formula is accurate in case the resonance is complete, i.e. for high energy neutrino, though it is not valid in case the resonance is incomplete, i.e. for low energy neutrino. We also point out that this precise next-to-leading order formula will be useful for the (indirect) study of the CP violation [19, 20, 21, 22].

We also derive the reduction formula Eq.(54) in case there are two resonances as in the oscillations of the supernova neutrino and the hypothetical high energy, O(GeV), solar neutrino due to the annihilation of WIMPs. We numerically verify that it is quite accurate and applicable for any parameter region. We then compared it to the reduction formulas

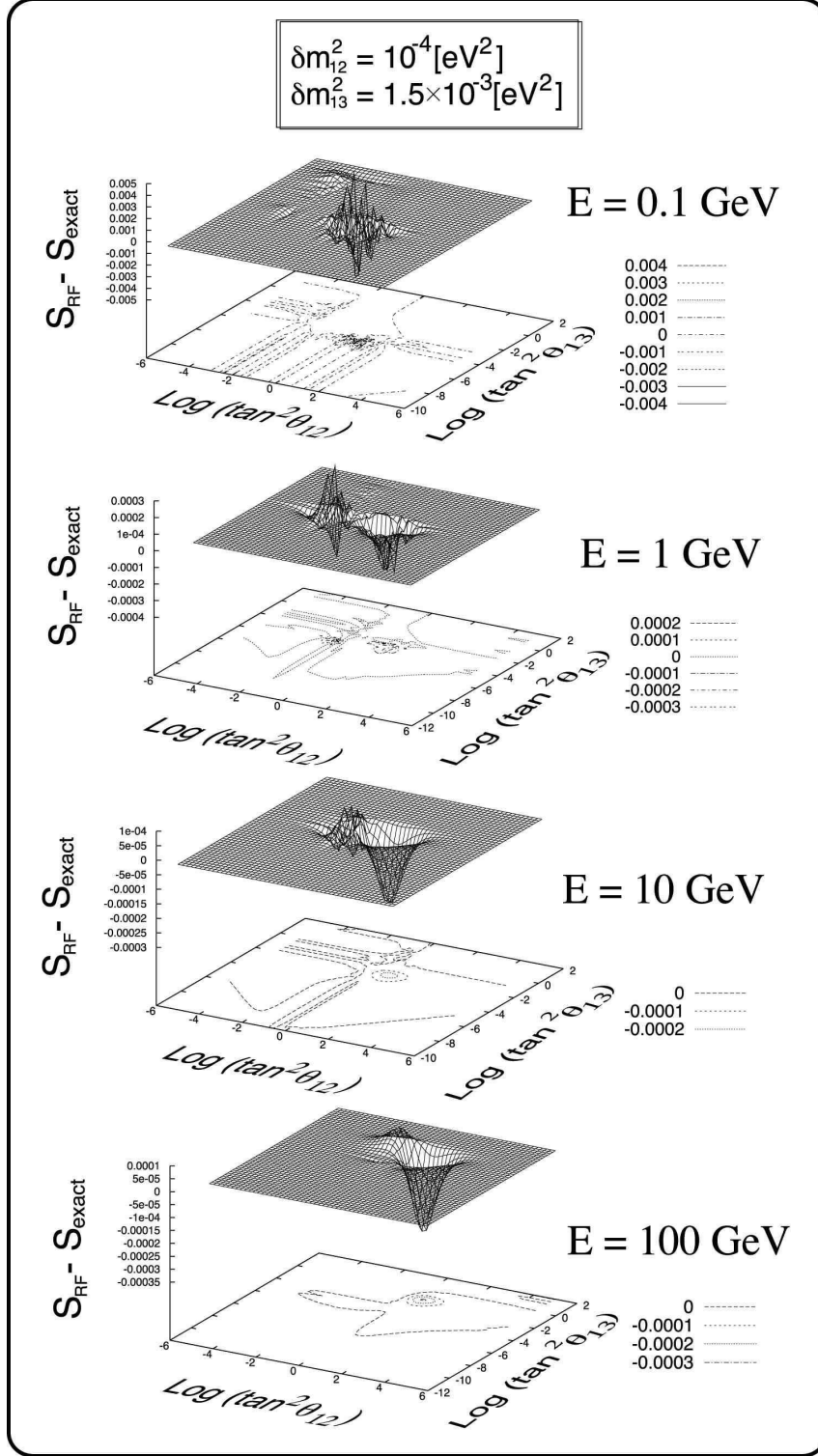


FIG. 6: The error of the reduction formula Eq.(54) is shown for the parameters written in the figure as a function of θ_{12} and θ_{13} for various values of the neutrino energy, $E = 0.1, 1, 10, 100$ [GeV]. The largest error occurs in case of the lowest energy, $E = 0.1$ [GeV]. Even in this case, the error has magnitude less than 0.005.

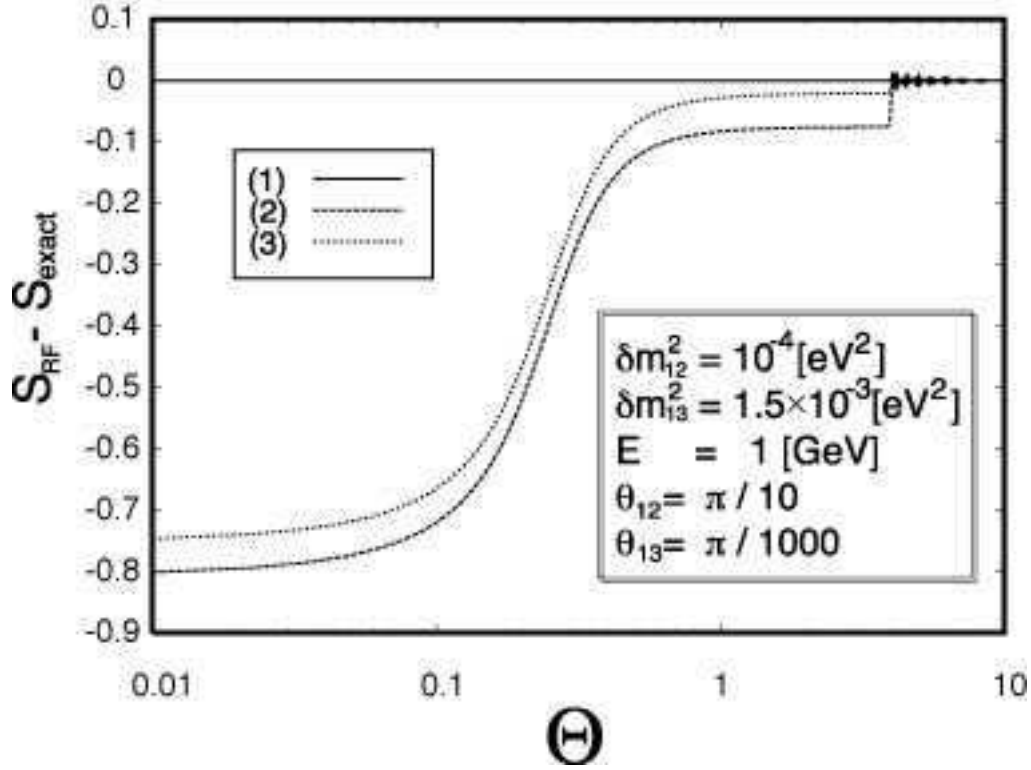


FIG. 7: The errors of the reduction formulas Eq.(54), Eq.(55), and Eq.(2) as a function of the initial electron density. The horizontal axis is Θ which is defined as $N(r) = 245\Theta N_A \exp(-10.54 \frac{r}{R_\odot})$. The lines (1), (2) and (3) correspond to Eqs.(54), (2) and (55), respectively. The reduction formula Eq.(54) is extremely accurate for all values of Θ . While the reduction formula Eq.(55) is better than Eq.(2), they are not accurate for smaller value of Θ .

obtained in Refs.[6, 29]. Though previously obtained formulas are valid only in case the higher resonance is complete, the formula obtained here is valid not only for the complete case but also for the incomplete case.

Acknowledgments

We thanks to Y.Saruki for his valuable input. One of the author (K.O.) is a research fellow of JSPS (No.4834). The work of C.S.L. was supported in part by the Grant-in-Aid

for scientific Research of Ministry of Education, Science, and Culture, Grant No.80201870.

- [1] W. C. Haxton, Phys. Rev. Lett. **57**, 1271 (1986).
- [2] S. J. Parke, Phys. Rev. Lett. **57**, 1275 (1986).
- [3] S. Toshev, *Phys. Lett. B* **196**, 170 (1987)).
- [4] S. T. Petcov, Phys. Lett. **B200**, 373 (1988).
- [5] T. Kaneko, *Prog. Theor. Phys.* **78**, 532 (1987); M. Ito, T. Kaneko, and M. Nakagawa, *Prog. Theor. Phys.* **79**, 13 (1988) [Erratum **79**, 555 (1988)].
- [6] T. K. Kuo and J. Pantaleone, Phys. Rev. **D39**, 1930 (1989).
- [7] D. Notzold, Phys. Rev. **D36**, 1625 (1987).
- [8] A. Friedland, Phys. Rev. **D64**, 013008 (2001).
- [9] C.S. Lim, in *Proceedings of BNL Neutrino Workshop*, New York, USA, 1987, edited by M. J. Murtagh, BNL-52079, C87/02/05.
- [10] X. Shi and D. N. Schramm, Phys. Lett. B **283**, 305 (1992); X. Shi, D. N. Schramm, and J. N. Bahcall, Phys. Rev. Lett. **69**, 717 (1992).
- [11] A. Yu. Smirnov, in *Proceedings of the International Symposium on Neutrino Astrophysics*, Takayama, Japan, 1992: Frontiers of Neutrino Physics, edited by Y. Suzuki and K. Nakamura.
- [12] G.L. Fogli, E. Lisi, and D. Montanino, Phys. Rev. D **54**, 2048 (1996).
- [13] A. Yu. Smirnov, in *Proceedings of Neutrino 98'*, Tokyo, Japan, 1998: New Era in Neutrino Physics, edited by H. Minakata and O. Yasuda.
- [14] G.L. Fogli, E. Lisi, D. Montanino, and A. Palazzo, Phys. Rev. D **62**, 113004 (2000).
- [15] G.L. Fogli, E. Lisi, D. Montanino, and A. Palazzo, Phys. Rev. D **62**, 013002 (2000).
- [16] A. M. Gago, H. Nunokawa, R. Zukanovich Funchal Phys. Rev. **D63** 013005 (2000); [Erratum **D64** 119902 (2001)]
- [17] M. C. Gonzalez-Garcia, M. Maltoni, C. Peña-Garay, and J. W. F. Valle Phys. Rev. **D63** 033005 (2001).
- [18] M. C. Gonzalez-Garcia and M. Maltoni hep-ph/0202218.
- [19] Joe Sato, Nucl. Instrum. Meth. **A472** 434 (2000) .
- [20] H. Fritzsch and Z.Z. Xing, Prog. Part. Nucl. Phys. **45** 1 (2000).
- [21] J. A. Aguilar-Saavedra and G. C. Branco, Phys. Rev. **D62** 096009 (2000).

- [22] Y. Farzan and A. Yu. Smirnov, hep-ph/0201105.
- [23] J. N. Bahcall, M.H. Pinsonneault and S. Basu, *Astrophys. J.* **555** 990 (2001).
- [24] T. K. Kuo and J. Pantaleone, *Phys. Rev.* **D37**, 298 (1980).
- [25] Gautam Dutta, D. Indumathi, M. V. N. Murthy, and G. Rajasekaran *Phys. Rev.* **D61**, 013009 (2000).
- [26] Amol S. Dighe and Alexei Yu. Smirnov, *Phys. Rev.* **D62**, 033007 (2000).
- [27] G.L. Fogli, E. Lisi, D. Montanino, and A. Palazzo, *Phys. Rev. D* **65**, 073008 (2002).
- [28] G. L. Fogli, E. Lisi, A. Mirizzi, and D. Montanino, hep-ph/0202269.
- [29] André de Gouvêa, *Phys. Rev.* **D63** 093003 (2001).
- [30] There is, however, a trick only for the two-flavor neutrino oscillation. The equation of motion of the two-flavor neutrino oscillation, which is a coupled first order differential equation, can be converted to a single *first order* differential equation[8]. This makes the numerical calculation quite easy.
- [31] The atmospheric and reactor data also indicate that the hierarchy of the mass differences is not so large[18].
- [32] Though this *angle* correction is pointed out in Ref.[11], it is neglected because of its smallness.
- [33] This relation is valid only if the survival rate is averaged over with respect to the initial time. Strictly speaking, we therefore can not use the obtained simplified reduction formula without averaging over the survival rate with respect to the initial time. This is not the case for the reduction formula obtained in the present paper Eq.(24).
- [34] This approximation is not so good near the core and the surface of the sun. The density around the core causes the error of the reduction formula through the angle, ϵ . Since the real density is smaller than the value obtained by the exponential approximation, the real error of the reduction formula for the sun is expected to be smaller than the value obtained in the present numerical calculation.
- [35] Strictly speaking, we can not use the simplified reduction formula without averaging over the survival rate with respect to the initial time. The error due to this, however, seems to be very small numerically.
- [36] Since the higher resonance is complete at the parameters in Ref[29], the use of the reduction formula Eq.(55) is valid there as is shown in Sec.III B