

Indication for Large Rescatterings in Charmless Rare B Decays

^{a)}Chun-Khiang Chua, ^{a)}Wei-Shu Hou, and ^{b)}Kwei-Chou Yang

^{a)}Department of Physics, National Taiwan University, Taipei, Taiwan 10764, Republic of China

^{b)}Department of Physics, Chung Yuan Christian University, Chung-Li, Taiwan 32023, Republic of China

(Dated: December 24, 2018)

The current wealth of charmless B decay data imply the presence of final state rescattering. Good fits are found with factorized amplitudes plus two SU(3) rescattering phase differences $\delta \sim 55^\circ$ and $\sigma \sim 100^\circ$. With ϕ_3 free, the fit gives $\phi_3 \sim 100^\circ$, and $A_{\pi\pi}$, $S_{\pi\pi}$ agree with BaBar experiment. For ϕ_3 fixed at 60° , the fit gives $S_{\pi\pi} \sim -0.9$, which agrees with Belle experiment. With our fitted δ , σ , many direct CP asymmetries flip sign, and $B^0 \rightarrow \pi^0\pi^0$, K^-K^+ rates $\sim 10^{-6}$.

PACS numbers: 11.30.Hv, 13.25.Hw, 14.40.Nd

Based on data from the CLEO experiment, it was pointed out in 1999 [1] that the emerging $B \rightarrow K\pi$, $\pi\pi$ rates support factorization, if the phase angle γ (or $\phi_3 \equiv \arg V_{ub}^*$ [2]) of the Cabibbo-Kobayashi-Maskawa (CKM) quark mixing matrix is large. We now have some theoretical basis for factorization [3, 4] in charmless B decays, and it is common for B physics practitioners to take $\phi_3 \sim 80^\circ$ – 90° , which is in contrast with the $\sim 60^\circ$ value indicated by CKM fits [5] to other data.

At the turn of the century, the dramatic ascent of the two B factories brought the CLEO era to an end. As a last hurrah, CLEO measured [6] direct CP violating rate asymmetries (A_{CP}) in a few modes. The central values differed from factorization expectations, but errors were large. Some other oddities lingered, such as the smallness of $\pi^-\pi^+$ rate compared with $\pi^-\pi^0$ modes. It was thus suggested [7] that one may further need large rescattering in these modes. Though speculative, it had implications beyond the shifted pattern in A_{CP} s: $\pi^0\pi^0$ would become prominent, and CP violation in $\bar{B}^0 \rightarrow \pi^-\pi^+$ could be sizable. Now, a few years later, it is surprising that the speculated patterns seem to be really emerging!

Let us give a snapshot of the current landscape [8]. All the $K\pi$, $\pi\pi$ modes have been measured by both Belle and BaBar experiments to some accuracy, and with good agreement. The A_{CP} s in $K^-\pi^{+,0}$ modes have become significant, and seem *opposite in sign* to factorization expectations [3]; the previous 3σ effect in $\bar{K}^0\pi^-$ mode reported by Belle is no more. Both experiments have hints for $\pi^0\pi^0 \sim 10^{-6}$ level, and both have measured the mixing dependent CP asymmetries in $\pi^-\pi^+$ mode, which, following Belle we denote as $A_{\pi\pi}$ (equivalent to A_{CP} in $\bar{B}^0 \rightarrow \pi^-\pi^+$) and $S_{\pi\pi}$, respectively. Here is where the two experiments diverge: Belle finds $A_{\pi\pi} \simeq 1$ and $S_{\pi\pi} \simeq -1$ [9] (hence outside of physical domain), while BaBar finds [10] both $\simeq 0$, although their new $A_{\pi\pi}$ central value now agrees in sign with Belle's, hence *opposite to* (QCD) factorization expectations [3].

What makes rescattering in charmless rare B decays even more enticing is the unexpected emergence of the so-called color-suppressed $\bar{B}^0 \rightarrow D^{(*)0}h^0$ decay modes [11], where h^0 stands for π^0 , η and ω . The experimental values are all larger than expected from factorization, indicating the presence of rescattering in final state. In this paper

we expand on the theme of Ref. [7] and explore the implications of the present wealth [8] of data on both ϕ_3 and rescattering phases. The pattern change in rates, such as $\pi^0\pi^0$, $K^-K^{+,0}$, the sizable “*opposite sign*” A_{CP} s in various modes, and especially the outcome for $A_{\pi\pi}$ and $S_{\pi\pi}$, can be tested in the very near future.

Our picture is that of factorized B decay amplitudes followed by *final state* rescattering (FSI), i.e.

$$\langle i; \text{out} | H_W | B \rangle = \sum_l \mathcal{S}_l^{1/2} \mathcal{A}_l^f, \quad (1)$$

where $|i; \text{out}\rangle$ is the measured state, \mathcal{S} is the strong (re)scattering matrix, and \mathcal{A}_l^f is a factorization amplitude. We expand from our work [12] on $\bar{B} \rightarrow DP$ processes to the present case of $\bar{B} \rightarrow PP$, where D is the SU(3) D -meson triplet and P the pseudoscalar octet. That is, we extend the $\mathbf{3} \otimes \mathbf{8} \rightarrow \mathbf{3} \otimes \mathbf{8}$ final state rescattering formalism developed for color-suppressed D^0h^0 modes, to $\mathbf{8} \otimes \mathbf{8} \rightarrow \mathbf{8} \otimes \mathbf{8}$ rescattering in $\bar{B} \rightarrow PP$ final state. Bose symmetry then implies that the $\mathcal{S}^{1/2}$ matrix in Eq. (1) is of the form

$$\mathcal{S}^{1/2} = e^{i\delta_{27}} |\mathbf{27}\rangle\langle\mathbf{27}| + e^{i\delta_8} |\mathbf{8}\rangle\langle\mathbf{8}| + e^{i\delta_1} |\mathbf{1}\rangle\langle\mathbf{1}|, \quad (2)$$

hence just two physical phase differences, which we take as $\delta \equiv \delta_{27} - \delta_8$ and $\sigma \equiv \delta_{27} - \delta_1$. These rescattering phases redistribute the factorized decay amplitudes \mathcal{A}_l^f according to Eq. (1). The detailed formalism would be given elsewhere. As in [12], we drop the SU(3) singlet $\mathbf{1}$, or η_1 , from the rescattering formulation. For the present case, one anyway has the difficulty in explaining the huge rate observed [2] for $B \rightarrow \eta'K$.

For \mathcal{A}_l^f , the present QCD [3] or PQCD [4] approaches involve effects that are subleading in $1/m_b$, such as weak annihilation contributions. To avoid double counting hadronic effects, we shall use naive factorization [13] amplitudes. In fact, for QCD factorization, which is quite close at heart to naive factorization, removing all subleading effects (but keeping the $1/m_s^{\text{eff}}$ chiral enhancement) seems to give a better fit to $K\pi$, $\pi\pi$ rates [14].

We follow the χ^2 fit strategy of Ref. [15], but in the rescattering formalism of Eqs. (1) and (2) with the phases δ and σ as additional parameters. Some choice

TABLE I: World average inputs and fitted outputs; data in brackets are not used, while $\eta_8 K^-$, $\eta_8 \pi^-$ entries are for ηK^- , $\eta \pi^-$. Horizontal lines separate rescattering subsets. For Fit 1 or 2, ϕ_3 is taken free or fixed at 60° . The results in parentheses are from setting $\delta = \sigma = 0$ but keeping other fitted parameters fixed; the fitted parameters and $\chi^2_{\min.}$ are given in Table II.

Modes	$\mathcal{B}^{\text{expt}} \times 10^6$	$\mathcal{B}^{\text{Fit1}} \times 10^6$	$\mathcal{B}^{\text{Fit2}} \times 10^6$	$A_{\text{CP}}^{\text{expt}}$	$A_{\text{CP}}^{\text{Fit1}}$	$A_{\text{CP}}^{\text{Fit2}}$
$K^- \pi^+$	18.5 ± 1.0	19.2 (19.4)	18.2 (17.9)	-0.08 ± 0.04	-0.04 (0.09)	-0.04 (0.07)
$\bar{K}^0 \pi^0$	10.2 ± 1.5	7.6 (6.9)	9.0 (8.6)	$[0.03 \pm 0.37]$	0.23 (0.00)	0.16 (0.00)
$\bar{K}^0 \eta_8$	—	3.3 (3.7)	3.8 (4.5)	—	0.21 (0.00)	0.15 (0.00)
$K^0 \pi^-$	18.1 ± 1.7	18.6 (17.9)	21.2 (20.6)	-0.05 ± 0.07	0.07 (0.00)	0.05 (0.00)
$K^- \pi^0$	12.7 ± 1.2	11.7 (12.1)	10.8 (10.7)	-0.10 ± 0.08	-0.15 (0.08)	-0.14 (0.06)
$K^- \eta_8$	$[4.1 \pm 1.1]$	3.4 (3.7)	4.4 (5.2)	—	0.30 (-0.10)	0.19 (-0.05)
$\pi^- \pi^0$	5.8 ± 1.0	4.9 (4.9)	3.1 (3.1)	$[0.05 \pm 0.15]$	0.00 (0.00)	0.00 (0.00)
$\pi^- \eta_8$	$[2.9 \pm 1.1]$	1.3 (1.4)	1.5 (1.7)	—	0.58 (-0.32)	0.42 (-0.19)
$K^- K^0$	< 2.0 (90% CL)	1.6 (1.5)	1.2 (1.0)	—	-0.77 (-0.04)	-0.79 (-0.03)
$\pi^- \pi^+$	4.7 ± 0.5	4.8 (7.9)	5.0 (8.5)	$[A_{\pi\pi} = 0.57 \pm 0.19]$ $[S_{\pi\pi} = -0.57 \pm 0.25]$	$A_{\pi\pi} = 0.23$ (-0.23) $S_{\pi\pi} = 0.06$ (0.09)	$A_{\pi\pi} = 0.14$ (-0.17) $S_{\pi\pi} = -0.90$ (-0.88)
$\pi^0 \pi^0$	1.9 ± 0.7	2.3 (0.2)	2.8 (0.1)	—	-0.51 (0.01)	-0.35 (0.01)
$K^- K^+$	< 0.6 (90% CL)	0.5 (0.0)	0.6 (0.0)	—	-0.24 (—)	-0.11 (—)
$\bar{K}^0 K^0$	< 4.1 (90% CL)	1.7 (1.5)	1.1 (1.0)	—	-0.84 (-0.04)	-0.86 (-0.03)
$\pi^0 \eta_8$	—	0.3 (0.3)	0.2 (0.2)	—	-0.03 (-0.04)	-0.03 (-0.04)
$\eta_8 \eta_8$	—	0.3 (0.1)	0.2 (0.1)	—	-0.80 (-0.06)	-0.92 (-0.06)

has to be made on input. We take central value of $|V_{cb}|$ and $|V_{ub}|$ from Ref. [2]. We focus on $\bar{B} \rightarrow PP$ modes, since the VP (and VV) situation is not yet settled. We thus take only the 7 $K\pi$ and $\pi\pi$ rates, and the better measured A_{CPs} in $K^- \pi^{+,0}$ and $K^0 \pi^-$ modes. We make the world average of current values reported in Refs. [8] and [2] by BaBar, Belle and CLEO. We also constrain $f_\pi F_0^{BK}/f_K F_0^{B\pi} = 0.9 \pm 0.1$ [3]. For the stringent limits on $K^- K^{+,0}$ rates [8], we choose to use the Belle upper limit of 2×10^{-6} for $K^- K^0$ and the BaBar upper limit of 0.6×10^{-6} for $K^- K^+$, the reasons of which will be discussed later. The limits are implemented as boundaries. *We do not use $A_{\pi\pi}$ and $S_{\pi\pi}$ as input*, since the experimental situation is controversial. For the same reason, we do not use $\eta\pi^-$, ηK^- rates. Actually, since we have dropped η_1 , we give $\eta_8 \pi^-$, $\eta_8 K^-$ only.

We have as fit parameters F_0^{BK} , the chiral enhancement parameter $1/m_s^{\text{eff}}$ [1], the rescattering phases δ and σ , and possibly ϕ_3 . For the latter, because of the $S_{\pi\pi}$

controversy, we will explore the two cases of

$$\begin{aligned} \text{Fit 1:} & \quad \phi_3 \text{ free in the fit,} \\ \text{Fit 2:} & \quad \phi_3 = 60^\circ \text{ fixed [5].} \end{aligned}$$

The fitted rates, A_{CPs} , and especially $A_{\pi\pi}$ and $S_{\pi\pi}$, together with inputs, are given in Table I. To show the cross-feed effect, we give in parentheses the results from simply setting FSI phases to zero but keeping all other parameters as determined by the fit.

The $\chi^2_{\min.}$ and fitted parameters are given in Table II. The $\chi^2_{\min.}/\text{d.o.f.}$ for Fit 1 is 11/5 (giving $\phi_3 \cong 99^\circ$), while for Fit 2 it is 20/6. Without considering $A_{\pi\pi}$ and $S_{\pi\pi}$, the former is better. Both fits are much worse without FSI: $\chi^2_{\min.}/\text{d.o.f.}$ become 38/7 and 48/8 for Fits 1 and 2, as seen in the last column of Table II.

Before we focus on the highlights of the $\pi\pi$ modes, let us illustrate the roles played by other inputs. The $K\pi$ rates have now been measured with relatively good precision. These, together with the large $K^- \pi^+/\pi^- \pi^+$ ratio, have been the main driving force behind the need for large ϕ_3 [1, 15]. This part has not really changed. What is new is the pull of A_{CPs} , which bears testimony to the bonanza from B factories. With the 3σ effect from Belle gone, $A_{\text{CP}}(K^0 \pi^-)$ is consistent with zero and not very constraining. But the A_{CPs} in $K^- \pi^{+,0}$ modes now have some significance, with central values *both opposite in sign* with respect to factorization. As pointed out [7], this may call for rescattering. We illustrate in Fig. 1 the δ dependence of $A_{\text{CP}}(K^- \pi^{+,0})$. Indeed, we see that for both fits, a finite, positive $\sin \delta$ can turn the two A_{CPs} negative; though $\sin \delta < 0$ is allowed by rate data, it is disfavored by A_{CPs} . Note that the two modes compete and settle on the fit output of $\delta \sim 55^\circ$ – 60° . That is, the $A_{\text{CP}}(K^- \pi^+)$ preference for larger δ is held back by $A_{\text{CP}}(K^- \pi^0)$. A similar tug of war is seen between the

TABLE II: The $\chi^2_{\min.}$ and fitted parameters for Fits 1, 2 with $f_\pi F_0^{BK}/f_K F_0^{B\pi} = 0.9 \pm 0.1$ constraint, and $1/m_s^{\text{eff}}$ is the effective chiral enhancement for $\langle O_6 \rangle$ [13]. The last column gives fit result for ϕ_3 free (fixed) without FSI phases.

	Fit 1	Fit 2	No FSI
$\chi^2_{\min.}/\text{d.o.f.}$	11/5	20/6	38/7 (48/8)
ϕ_3	99°	$[60^\circ]$	115° ($[60^\circ]$)
δ	55°	63°	—
σ	101°	104°	—
$F_0^{B\pi}$	0.30	0.24	0.27 (0.16)
F_0^{BK}	0.34	0.26	0.29 (0.18)
m_s^{eff} (MeV)	90	57	78 (34)

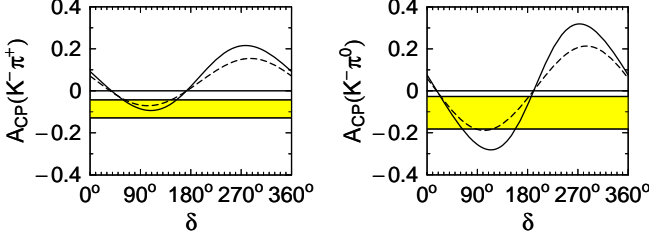


FIG. 1: $A_{CP}(K^-\pi^{+,0})$ vs. δ . Solid (dashed) line is for Fit 1 (Fit 2), and shaded bands are 1σ experimental ranges.

rates of $\bar{K}^0\pi^0$ (and $\pi^-\pi^+$) vs. $K^-\pi^{+,0}$, $\bar{K}^0\pi^-$.

As remarked earlier, the stringent bounds on $K^-K^{0,+}$ rates require special care. These limits are far from Gaussian, so they should not be included in the χ^2 fit. We chose to impose them as strict bounds. As can be seen from Table I, while the fitted K^-K^0 rate is below the bound, for the K^-K^+ case the fit output in Fit 2 sits right at the bound, while for Fit 1 it is also rather close. This implies extreme sensitivity to these bounds and how they are actually implemented. In Fig. 2 we give the $\delta(\sigma)$ dependence of $K^-K^{0(+)}$, and the bounds that we have employed. For K^-K^0 , we took the looser Belle bound of 2×10^{-6} . The fit value of 1.6×10^{-6} for Fit 1 is above the BaBar bound of 1.3×10^{-6} . Had we strictly imposed the latter, one could smell trouble here from the curve in Fig. 2(a). But data is fluctuating and the bound should not be over-interpreted. For K^-K^+ mode, we illustrate with the more stringent BaBar bound of 0.6×10^{-6} , since zero can be reached with finite σ . Had we used the Belle bound of 0.9×10^{-6} , neither fit values would hit the boundaries. What is clear is that $\sin\sigma < 0$ is strongly disfavored. The driving force for large σ , however, rests in the $\pi\pi$ sector, to which we now turn.

All measurables in the $\pi\pi$ system turn out to be volatile — all three rates and $A_{\pi\pi}$, $S_{\pi\pi}$. Although the $\pi^-\pi^+$ and $\pi^0\pi^0$ rates also contribute to δ determination, the uniqueness of these modes is that they are sensitive to the second phase σ , which is the phase difference between **27** and **1** rescattering channels. To illustrate this,

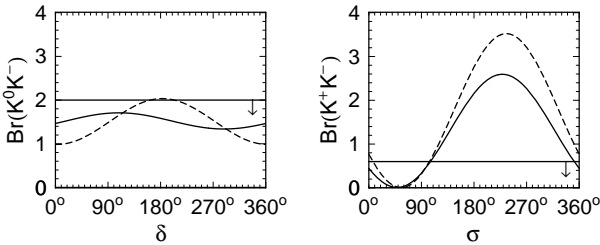


FIG. 2: Rates ($\times 10^6$) for (a) K^0K^- vs δ and (b) K^+K^- vs σ . Solid (dashed) line is for Fit 1 (Fit 2), with δ fixed at 55° (61°) in (b). See text for choice of experimental limits.

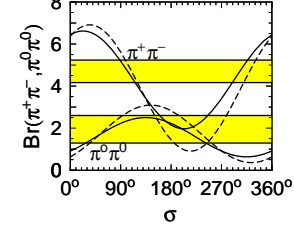


FIG. 3: $\pi^+\pi^-$ and $\pi^0\pi^0$ rates ($\times 10^6$) vs. σ . Solid (dashed) line is for Fit 1 (Fit 2) with δ fixed at 55° (61°). Horizontal bands are 1σ experimental ranges.

we fix δ to the fit values of Table II and plot in Fig. 3 the σ dependence of the $\pi^-\pi^+$ and $\pi^0\pi^0$ rates. The two fits are qualitatively similar and clearly favor very large $\sigma \sim 100^\circ$, as given in Table II. Rescattering can really help reduce $\pi^-\pi^+$ rate, generating $\pi^0\pi^0$ in return; *the latter is being hinted at by both Belle and BaBar!*

At this point we note that the $\pi^-\pi^0$ mode is too small in Fit 2: being $\sim 3\sigma$ below experiment accounts for most of the χ^2 difference between Fits 1 and 2. Unless both experiments went quite wrong, this makes Fit 2 less desirable, where further symptoms are the need for larger $1/m_s^{\text{eff}}$ and lower $F_0^{B\pi(K)}$. The situation comes about because, with low ϕ_3 , it is hard to get low $\pi^-\pi^+$ rate, even with rescattering. Thus, as seen from Table II, the $F_0^{B\pi}$ form factor is only 80% the value of Fit 1 case. This alone leads to a reduction of $\pi\pi$ rates by 36%, hence is quite drastic a measure. Since $\pi^-\pi^0$ rate does not depend on ϕ_3 nor receives rescattering, the small $F_0^{B\pi}$ makes $\pi^-\pi^0$ too small compared with experiment.

What is really intriguing — and makes considering Fit 2 worthwhile — is $A_{\pi\pi}$ and $S_{\pi\pi}$, which we plot in Figs. 4(a) and (b), respectively, with δ fixed at fit values of Table II. We have forcefully “combined” the present Belle [9] and BaBar [10] results in the plots, but we are certainly aware that the two experiments are actually in strong conflict. Belle and BaBar do, however, agree on the *sign* of $A_{\pi\pi}$: Belle finds $0.94^{+0.25}_{-0.31} \pm 0.09$, and BaBar finds $0.30 \pm 0.25 \pm 0.04$ ($\equiv -C_{\pi\pi}$). With $\sigma \simeq 100^\circ$, Fits 1 and 2 return $A_{\pi\pi} = 0.22$ and 0.13 , respectively, which agree with data in sign. Without the FSI phases, both fits would give opposite sign.

It is useful to compare with the elastic (SU(2) or isospin) case given in Ref. [7]. For the whole range of δ and $|\delta - \sigma| \lesssim 70^\circ$, the summed rates in $K^-\pi^+-\bar{K}^0\pi^0$ ($\bar{K}^0\pi^--K^-\pi^0$) and $\pi^-\pi^+-\pi^0\pi^0$ systems vary by no more than few% and 20%, respectively. We can reproduce the results of Ref. [7] for this parameter range by taking $\delta_{K\pi} \equiv \delta_{3/2} - \delta_{1/2} \sim \arg(1 + 9e^{i\delta})$ and $\delta_{\pi\pi} \equiv \delta_2 - \delta_0 \sim \arg(1 + 24e^{i\delta} + 15e^{i\sigma})$ [16]. We see from Fig. 4(a) that, to reach the Belle and BaBar “average” $A_{\pi\pi}$, a very large $\sigma \sim 180^\circ$ (hence large deviation from SU(2)) would be called for. This situation is not supported by the absence of K^-K^+ and the fact that $\pi^-\pi^+ > 4 \times 10^{-6}$.

As a measure of direct CP violation, $A_{\pi\pi}$ is clearly

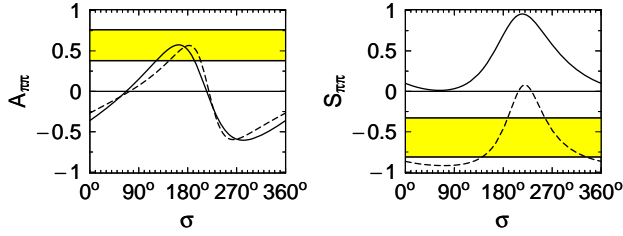


FIG. 4: (a) $A_{\pi\pi}$ and (b) $S_{\pi\pi}$ vs σ , with notation as Fig. 3.

sensitive to FSI phases, but it does not distinguish much between Fits 1 and 2. In fact, most results (except $\pi^-\pi^0$) are not qualitatively different between Fits 1 and 2. It is $S_{\pi\pi}$, which measures the CP violating phase of the combined mixing and decay amplitudes, that is sensitive to ϕ_3 , as is evident in Fig. 4(b). Various A_{CP} s and rates have constrained $\sin\delta > 0$ and $\sin\sigma > 0$. We have checked that $S_{\pi\pi}$ is not just flat in σ for $\sin\sigma > 0$ and $\delta \simeq 55^\circ\text{--}60^\circ$, as seen from Fig. 4(b), but is relatively flat for all δ , $\sigma \lesssim 180^\circ$. The sensitivity is with ϕ_3 , the source of CP violation in KM model. The results are intriguing: for *Fit 1*, where $\phi_3 \cong 99^\circ$ from fit, $S_{\pi\pi} \sim 0$ is fully *consistent with the BaBar result*; for *Fit 2*, where one fixes $\phi_3 = 60^\circ$ to the CKM fit value, $S_{\pi\pi} \sim -0.9$ is quite *consistent with the Belle result*. It is because of the present experimental volatility in $S_{\pi\pi}$ that we have included Fit 2, for otherwise it has much worse χ^2 , e.g. with low $\pi^-\pi^0$ as discussed.

Some remarks are now in order. First, the $S_{\pi\pi}$ sensitivity to ϕ_3 and its numerics are similar to other discussions [3, 5], except that we show that $S_{\pi\pi}$ is *insensitive* to FSI for $\sin\delta$, $\sin\sigma > 0$. Second, with current data, not only $\pi^0\pi^0 \gtrsim 10^{-6}$, but also K^-K^0 , $K^-K^+ \sim 10^{-6}$ are inevitable for our rescattering model. Besides the rates

of $\pi^-\pi^+$, $\pi^0\pi^0$, they are largely driven by $A_{CP}(K^-\pi^{+,0})$ (otherwise sign would be wrong). It is also strongly suggested by the need to change sign for $A_{\pi\pi}$. We note that K^-K^0 is more severe in the sense that it has a factorization contribution at 10^{-6} level. For K^-K^+ , it is possible to get vanishing rates at $\sigma \simeq \delta$, the SU(2) limit. Third, our $\pi^-\eta_8$ rate is quite below experimental average. This may be due to our inability to treat η_1 , or indicate an experimental problem, or both.

Let us comment on QCD and PQCD factorization before closing. For the former, removing all subleading effects (hence \sim naive factorization) gives better fit [14] to $K\pi$, $\pi\pi$ rates. To account for A_{CP} s, QCD factorization would have to resort to a sizable *complex* $X_{H,A}$ hadronic parameter [3], which is a form of large strong phase. By having a sizable absorptive part in some penguin annihilation diagrams, PQCD factorization fares better with A_{CP} s [17]. Its trouble lies in a larger $\pi^-\pi^+$ and a smaller $\pi^-\pi^0$ rate than data, and the inability to generate $\pi^0\pi^0$. K^-K^+ is also always very small [18]. We believe, therefore, that our results can be clearly distinguished from those of QCD and PQCD factorization approaches.

In summary, we find FSI rescattering is needed to account for charmless B decay data. The observables to be tested in the near future are: sign of A_{CP} s, with $A_{CP}(K^-\pi^0) \simeq -15\%$; the rates of $\pi^0\pi^0 \gtrsim 10^{-6}$, $K^-K^+ \lesssim 10^{-6}$; $A_{\pi\pi} > 0$, and $S_{\pi\pi}$ possibly agreeing with either BaBar or Belle values, depending on ϕ_3 . Last but not least, the $\pi^-\pi^0$ rate should be double checked. Quite a few A_{CP} s are large and opposite the case without FSI, but these can only be checked later. More details of the present work would be given elsewhere.

This work is supported in part by NSC 91-2112-M-002-027, 91-2811-M-002-043, 91-2112-M-033-013, the MOE CosPA Project, and the BCP Topical Program of NCTS.

-
- [1] X.G. He, W.S. Hou and K.C. Yang, Phys. Rev. Lett. **83**, 1100 (1999).
 - [2] K. Hagiwara *et al.* [Particle Data Group Collaboration], Phys. Rev. D **66**, 010001 (2002).
 - [3] M. Beneke, G. Buchalla, M. Neubert and C.T. Sachrajda, Nucl. Phys. B **606**, 245 (2001).
 - [4] Y.Y. Keum, H.n. Li and A.I. Sanda, Phys. Rev. D **63**, 054008 (2001).
 - [5] M. Ciuchini *et al.*, JHEP **0107**, 013 (2001).
 - [6] S. Chen *et al.* [CLEO Collaboration], Phys. Rev. Lett. **85**, 525 (2000).
 - [7] W.S. Hou and K.C. Yang, Phys. Rev. Lett. **84**, 4806 (2000).
 - [8] The summer 2002 snapshot can be glimpsed from various experimental talks at the ICHEP 2002 conference, see <http://www.ichep02.nl/>. Some BaBar results were last updated at the DPF 2002 meeting; see <http://www.dpf2002.org/>.
 - [9] K. Abe *et al.* [Belle Collaboration], Phys. Rev. Lett. **89**, 071801 (2002).
 - [10] B. Aubert *et al.* [BABAR Collaboration], Phys. Rev. Lett. **87**, 151802 (2001); hep-ex/0207055.
 - [11] K. Abe *et al.* [BELLE Collaboration], Phys. Rev. Lett. **88**, 052002 (2002); T. E. Coan *et al.* [CLEO Collaboration], *ibid.* **88**, 062001 (2002).
 - [12] C.K. Chua, W.S. Hou and K.C. Yang, Phys. Rev. D **65**, 096007 (2002).
 - [13] A. Ali, G. Kramer and C.D. Lu, Phys. Rev. D **58**, 094009 (1998); Y.H. Chen, H.Y. Cheng, B. Tseng and K.C. Yang, *ibid.* D **60**, 094014 (1999).
 - [14] M. Beneke, hep-ph/0207228.
 - [15] W.S. Hou, J.G. Smith and F. Wurthwein, hep-ex/9910014.
 - [16] In Ref. [7], $\delta_{\pi\pi}$ should actually read $\delta_{\pi\pi} = -(\delta_2 - \delta_0)$.
 - [17] Y.Y. Keum, H.n. Li and A.I. Sanda, hep-ph/0201103; Y.Y. Keum, hep-ph/0209208.
 - [18] C. H. Chen and H. n. Li, Phys. Rev. D **63**, 014003 (2001).