

Lattice QCD data versus Chiral Perturbation Theory: the case of M_π

S. Dürr^a

^aDESY, Platanenallee 6, 15738 Zeuthen, Germany

I present a selection of recent lattice data by major collaborations for the pseudo-Goldstone boson masses in full ($N_f=2$) QCD, where the valence quarks are chosen exactly degenerate with the sea quarks. At least the more chiral points should be consistent with Chiral Perturbation Theory for the latter to be useful in extrapolating to physical masses. Perspectives to reliably determine NLO Gasser-Leutwyler coefficients are discussed.

1. INTRODUCTION

In lattice QCD physical observables like masses and decay constants are extracted from the fall-off pattern of correlation functions; for instance

$$C(x) = \langle Q(x)^\dagger Q(0) \rangle = \frac{1}{Z} \int DU D\bar{q} Dq e^{-S_g - S_f} Q(x)^\dagger Q(0) \quad (1)$$

with $Q(x) = \bar{u}(x)\Gamma d(x)$ and $\Gamma \in \{\gamma_5, \gamma_4\gamma_5\}$ allows to determine M_π and F_π . Like in the continuum, the fermions are integrated out and (1) reads

$$\langle \bar{d}(x)\Gamma u(x) \bar{u}(0)\Gamma d(0) \rangle = \frac{1}{Z} \int DU \det(D+m_{\text{sea}}) e^{-S_g} \times \text{Tr} \Gamma (D+m_{\text{val}})_{x0}^{-1} \Gamma (D+m_{\text{val}})_{0x}^{-1} \quad (2)$$

where Tr goes over colour and spinor indices. In this form, the quark masses $m_{\text{sea}}, m_{\text{val}}$ should be equal, since they stem from the very same term $S_f = \int dx \bar{q}(D+m)q$ in the original form, eqn. (1).

However, state-of-the-art algorithms for the determinant $\det(D+m)$ and the Green's function $S(x,0) = ((D+m_{\text{val}})^{-1})_{x0}$ get parametrically slow as the quark mass is taken light. Since this effect is much more pronounced for the determinant, most groups are restricted to a regime where the sea-quark mass for the two light flavours (the one in the determinant) is about half of the physical strange mass, while the valence-quark mass for the u/d -quarks (the one in the propagator) may be pushed down to $\sim 1/4$ of the physical m_s .

With these data at hand, one has to *extrapolate* both in m_{sea} and m_{val} down to the physical u - and d -masses (which we take degenerate); see Fig 1.

Since the extrapolation range is large, it is crucial to know the functional form against which the data may be matched. Partially quenched chiral perturbation theory (PQ-XPT) provides such a framework [1], but its limited range of applicability (around the twofold chiral limit) might cause a problem; it is a priori not clear whether the bulk of the existing data lies in this range.

2. ELEMENTS OF XPT

The mandatory test is most conveniently done along the diagonal line in Fig. 1, which is the domain of (ordinary) XPT [2,3]. This is the effective

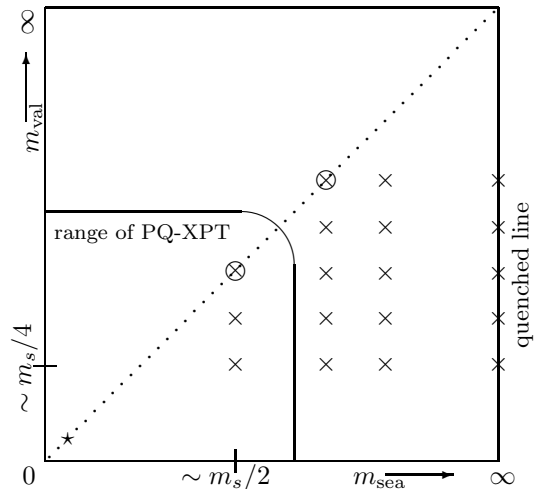


Figure 1. Schematic view of partially quenched data taking, with crosses indicating measurements in the $(m_{\text{sea}}, m_{\text{val}})$ plane for degenerate u/d -quarks. While the real-world pion (\star) is on the unitary line (diagonal), substantial savings in CPU-time stem from taking the detour through the sector with $m_{\text{val}} < m_{\text{sea}}$.

theory of QCD at energies small compared to the intrinsic scale, $4\pi F_\pi$, which faithfully reproduces the structure in the chiral limit. Its Green's functions are dominated by pseudo-Goldstone contributions and computed in a systematic expansion in the external momenta and the quark mass, the latter counted as $m \sim p^2$ [2].

The leading part of the Lagrangian, $L^{(2)}$, contains two low-energy constants (B, F) which are finite dimensional quantities¹ and the quark mass matrix $M = \text{diag}(m_d, m_u [, m_s])$. The $O(p^2)$ suppressed part, $L^{(4)}$, contains about a dozen so-called Gasser-Leutwyler (GL) coefficients, denoted l_i for 2 flavours [2] and L_i if the strange quark is included [3]. In the dimensionally regulated theory, the l_i or L_i consist of a divergent part ($\propto \epsilon^{-1}$, where $\epsilon = 4 - d$) and a finite part ($\propto \epsilon^0$) which is scale-dependent. After some reshuffling of finite contributions in $\overline{\text{MS}}$ style, the latter part (denoted by $l_i^r(\mu)$ or $L_i^r(\mu)$) encodes for the QCD short distance contributions. In an arbitrary Green's function calculated at order $O(p^4)$, the divergence from the loop compensates exactly the divergent part of the GL-coefficient (see Fig. 2), and an important check of the finite part is that the scale-dependent (finite) integral $\bar{I}(\mu)$ and the renormalized "constants" $l_i^r(\mu)$ (or $L_i^r(\mu)$) add up to form an exactly *scale-independent* expression.

What we are interested in is the prediction for the squared pseudo-Goldstone boson mass in 2-flavour QCD versus the sum of the degenerate valence quark masses, i.e. M_π^2 versus $2m$. For the latter, we adopt $(\overline{\text{MS}}, 2 \text{ GeV})$ conventions, which implies that the leading-order (LO) constant B is also quoted in $\overline{\text{MS}}$ scheme at $\mu \sim 2 \text{ GeV}$, since the product mB is scheme- and scale-independent (as is F). An important simplification stems from

¹ F is the pion decay constant in the chiral limit $\sim 87 \text{ MeV}$, while $B = -\Sigma/F^2$ with Σ the chiral (one-flavour) condensate (in the 2- or 3-flavour theory) in the chiral limit.

$$\Sigma_\pi^{\text{NLO}} = \text{[1-loop graph with vertex from } L^{(2)} \text{ (little dot)]} + \text{[counterterm from } L^{(4)} \text{ (fat box)]}$$

Figure 2. Contributions to the pion self-energy at NLO: 1-loop graph with a vertex from $L^{(2)}$ (little dot) and a counterterm from $L^{(4)}$ (fat box). The divergent parts ($\propto \epsilon^{-1}$) compensate each other, and in the finite parts ($\propto \epsilon^0$) the μ -dependence cancels exactly.

the fact that the GL-coefficients $l_i^r(\mu)$ may be traded for the low-energy scales Λ_i , and in terms of these also the prediction at next-to-leading order (NLO) [2] in XPT takes a form in which the scale-independence of the physical result is explicit (see [4,5] for details and references):

$$M_\pi^2 \stackrel{\text{LO}}{=} 2mB \equiv: M^2 \quad (3)$$

$$M_\pi^2 \stackrel{\text{NLO}}{=} M^2 \left(1 - \frac{M^2}{32\pi^2 F^2} \log\left(\frac{\Lambda_3^2}{M^2}\right) \right) \quad (4)$$

3. AIMING AT NLO GL COEFFICIENTS

Equations (3, 4) may be used in two ways: Either phenomenological values for B, F, Λ_3 are *plugged in* and the resulting curves are compared to lattice data, or the functional forms are *fitted* to the data, which amounts to a lattice determination of the QCD low-energy constants.

The first option is shown in Fig. 3, where quark masses determined via the axial (AWI) or vector (VWI) Ward-Takahashi identity [6,7] are renormalized by 1-loop perturbation theory [6,5]. The heaviest pion is $\sim 1.1 \text{ GeV}$, and one sees that it is still compatible with the LO graph, but not with the NLO or NNLO version. The reason behind is that XPT yields an *asymptotic series*: the LO result for M_π may be good up to $\sim 1 \text{ GeV}$, while the NLO/NNLO forms are more precise at small quark masses, but break down earlier, e.g. the NLO functional form might be good up to (say) 600 MeV, to NNLO form up to (say) 400 MeV.

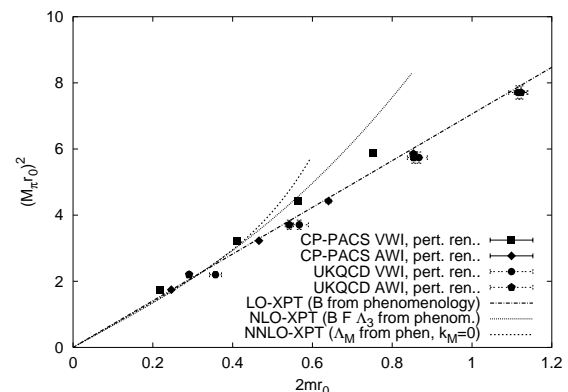


Figure 3. LO/NLO/NNLO chiral predictions for M_π^2 (with phenomenological values for the low-energy constants) compared to CP-PACS and UKQCD data, using the VWI and AWI definition of the quark mass.

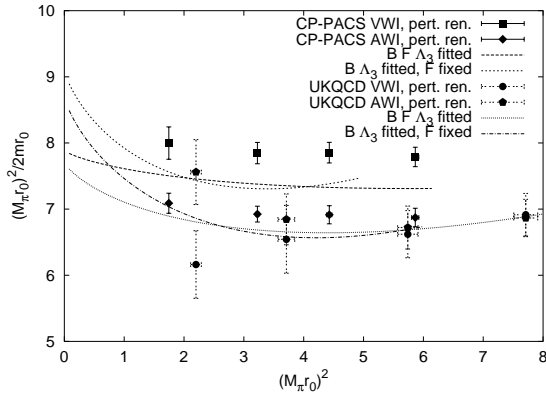


Figure 4. Fits of the NLO functional form (5) to the CP-PACS [6] and UKQCD [7] data, after dividing by $2m$. Either F is kept fixed with the 3 most chiral points used or B, F, Λ_3 are fitted, using all 4 points.

The second option is likely premature: If the estimate that the NLO functional form is good up to $(M_\pi r_0)^2 \sim 2$ is correct [5] (with $r_0 \simeq 0.5$ fm), then Fig. 1 depicts the current situation, and there is no room for using eqn. (4) to fit the data, since it has 3 parameters and in either set at best 1 data-point is in the permissible range. Still, one might simply go ahead and see how inconsistent results get, if one ignores that the bulk of the data is likely not in a regime where (PQ-)XPT applies.

For practical reasons, a factor $2m$ is taken out and parameters are made dimensionless with powers of r_0 , i.e. the actual NLO form used is

$$\frac{(M_\pi r_0)^2}{2m r_0} = B r_0 - \frac{(M_\pi r_0)^2 B r_0}{32\pi^2 (F_\pi r_0)^2} \log \frac{(\Lambda_3 r_0)^2}{(M_\pi r_0)^2} \quad (5)$$

with the pertinent fits shown in Fig. 4 and the resulting parameters summarized in Tab. 1 [5].

Clearly, results should be taken with care, but

	$B r_0$	$F_\pi r_0$	$\Lambda_3 r_0$
“phen.” [2,6]	7.06	0.233	1.51
CP-PACS	9.10	(0.233)	3.03
CP-PACS	7.88	0.503	3.97
UKQCD	8.69	(0.233)	3.38
UKQCD	7.70	0.318	3.46

Table 1
Coefficients in the fits of the functional form (5) to the degenerate CP-PACS [6] and UKQCD [7] data with average VWI and AWI masses [5]. Constrained values in brackets, ranges such that $\#(\text{d.o.f.}) = 1$.

it is reassuring to see that the agreement among the fitted values of the NLO GL constant Λ_3 is not substantially worse than for the LO constant B . The numerical values in the last column of Tab. 1 correspond to $\Lambda_3 \sim 1.4$ GeV. This is consistent with the early estimate $\Lambda_3 \sim 0.6 \pm_{0.4}^{1.4}$ GeV [2], and hence supports the hypothesis that at least in two-flavour QCD the *chiral condensate is large* (see [4] for references to this topic). However, the difference between F_π from the unconstrained fit and the physical value (cf. the central column in Tab. 1) reminds one that to date the bulk of the data is likely outside the regime of validity of (PQ-)XPT and accurate simulation results at smaller quark masses are needed (cf. [8]) before one may draw definite conclusions.

In summary, M_π^2 vs. $2m$ illustrates that lattice QCD is, in principle, an ideal tool to determine certain NLO GL coefficients. To date, most studies with $N_f = 2$ Wilson quarks are likely in a mass-range where there is only a “point-like” overlap with the regime where (PQ-)XPT holds. Once moderately lower masses are covered and with further improvements in renormalizing the bare data and controlling the lattice artefacts (see [5] for a discussion) the lattice will yield a competitive determination of those NLO GL coefficients which encode how low-energy QCD Green’s functions depend on the quark mass.

REFERENCES

1. C.W. Bernard and M.F. Golterman, Phys. Rev. D **49**, 486 (1994) [hep-lat/9306005]. S.R. Sharpe, Phys. Rev. D **56**, 7052 (1997); Errat. D **62**, 099901 (2000) [hep-lat/9707018].
2. J. Gasser and H. Leutwyler, Annals Phys. **158**, 142 (1984).
3. J. Gasser and H. Leutwyler, Nucl. Phys. B **250**, 465 (1985).
4. H. Leutwyler, Nucl. Phys. Proc. Suppl. **94**, 108 (2001) [hep-ph/0011049].
5. S. Dürr, hep-lat/0208051.
6. A. Ali Khan *et al.* [CP-PACS], Phys. Rev. D **65**, 054505 (2002) [hep-lat/0105015].
7. C.R. Allton *et al.* [UKQCD], Phys. Rev. D **65**, 054502 (2002) [hep-lat/0107021].
8. F. Farchioni *et al.*, hep-lat/0209142.