

$B_{s,d} \rightarrow \mu^+ \mu^-$ in technicolor model with scalars

Zhaohua Xiong^{1,2} and Jin Min Yang³

¹ *CCAST (World Laboratory), P. O. Box 8730, Beijing 100080, China*

² *Institute of High Energy Physics, Academia Sinica, Beijing 100039, China*

³ *Institute of Theoretical Physics, Academia Sinica, Beijing 100080, China*

(Dated: May 21, 2019)

Rare decays $B_{s,d} \rightarrow \mu^+ \mu^-$ are evaluated in technicolor model with scalars. R_b is revisited to constrain the model parameter space. It is found that differing from previous studies, the value of f/f' larger than 1.9, which might cause significantly enhancement for $Br(B_{s,d} \rightarrow \mu^+ \mu^-)$ from neutral scalars in the model, is excluded at 95% confidence level. However, the branching ratio of $B_s \rightarrow \mu^+ \mu^-$ can still be enhanced by a factor of 5 relative to the standard model prediction. With the value of $f/f' \lesssim 1.9$, an integrated luminosity $20fb^{-1}$ in the upgraded Tevatron will probe scalar m_σ up to 580 GeV. Therefore, the processes $B_{s,d} \rightarrow \mu^+ \mu^-$ promise to be a good probe of this model.

PACS numbers: 12.60.Nz, 13.20.Hw, 13.38.Dg

I. INTRODUCTION

The flavor-changing neutral-current B-meson rare decays play an important role for testing the Standard Model (SM) at loop level and probing new physics beyond the SM. Among these decays, $B_{s,d} \rightarrow \mu^+ \mu^-$ are of special interest due to their relative cleanliness and good sensitivity to new physics.

There are numerous speculations on the possible forms of new physics, among which supersymmetry and technicolor are the two typical different frameworks. Both frameworks are well motivated. As a low-energy effective theory, the technicolor model with scalars introduces additional scalars to connect the technicolor condensate to the ordinary fermions [1]. The phenomenology of this model has been considered extensively in the literature [1, 2, 3, 4, 5, 6, 7, 8]. It has been found that this model does not produce unacceptably large contributions to neutral meson mixings or to the electroweak S and T parameters [1, 2]. On the other hand, this model does predict potentially visible contributions to b-physics observables such as R_b [6] and the rate of various rare B-meson decays [6, 7, 8].

Studies [9] showed that the processes $B_{s,d} \rightarrow \mu^+ \mu^-$ are sensitive to supersymmetry. In this Letter we will extend our previous studies [8, 10] and evaluate the branching ratio of $B_{s,d} \rightarrow \mu^+ \mu^-$ in the technicolor model with scalars. First we will present a brief description of the model, then give the analytical calculations for $B_{s,d} \rightarrow \mu^+ \mu^-$. We will focus our attention on the neutral scalars contributions, which are likely to be sizable because, as shown in our following analysis, they will be enhanced by a factor $(f/f')^4$ as the parameter f/f' gets large. Before performing the numerical calculations, we examine the current bounds on this model from a variety of experiments, especially the latest measurements of R_b [11]. Since the theoretical expression for R_b used in constraining the model parameter space [6] seems not right, we will recalculate the contributions to R_b from the scalars in this model. We find the constraint from R_b is strongest, compared with those from the direct searches for neutral

and charged scalars [12], $B^0 - \bar{B}^0$ mixing, $b \rightarrow s\gamma$ [13] as well as the muon anomalous magnetic moment [14]. Subject to the current bounds, the numerical results are presented in Sec. V. Finally, the conclusion can be found in Sec. VI.

II. THE TECHNICOLOR MODEL WITH SCALARS

The technicolor model with scalars embraces the full SM gauge structure and all SM fermions which are technicolor singlets. It has a minimal $SU(N)$ technicolor sector, with two techniflavors that transform as a left-handed doublet and two right-handed singlets under $SU(2)_W$,

$$T_L = \begin{pmatrix} p \\ m \end{pmatrix}_L, \quad p_R, \quad m_R \quad (1)$$

with weak hypercharges $Y(T_L) = 0$, $Y(p_R) = 1$, and $Y(m_R) = -1$. All of the fermions couple to a weak scalar doublet which has the quantum numbers of the SM Higgs doublet

$$\phi = \begin{pmatrix} \phi^+ \\ \phi^0 \end{pmatrix}. \quad (2)$$

This scalar's purpose is to couple the technifermion condensate to the ordinary fermions and thereby generate fermion masses. It has a non-negative mass-squared and does not trigger electroweak symmetry breaking. However, when the technifermions condense (with technipion decay constant f), their coupling to ϕ induces a vacuum expectation value (VEV) f' for ϕ . Both the technicolor scale and the induced VEV contribute to the electroweak scale $v = 246$ GeV

$$f^2 + f'^2 = v^2. \quad (3)$$

Consider mixing between the technipions (the isotriplet scalar bound states of p and m) and the isotriplet components of ϕ . One linear combination becomes the longitudinal component of the W and Z . The orthogonal

linear combination π_p remains in the low-energy theory as an isotriplet of physical scalars. In addition, the spectrum contains a ‘‘Higgs field’’ σ which is the isoscalar component of the ϕ field.

A chiral Lagrangian analysis [2] of the theory below the symmetry-breaking scale estimates the masses of the π_p to be

$$m_{\pi_p}^2 = 2c_1 \sqrt{2} \frac{4\pi f}{f'} v^2 h \quad (4)$$

where c_1 is a constant and h is the average technifermion Yukawa coupling $h \equiv (h_+ + h_-)/2$ with h_+ and h_- being the individual Yukawa couplings of p and m , respectively.

The behavior of σ is governed by its effective potential, which at one loop has the form [2],

$$V(\sigma) = -\frac{1}{64\pi^2} [3h_t^4 + N(h_+^4 + h_-^4)] \sigma^4 \log\left(\frac{\sigma^2}{\mu^2}\right) + \frac{1}{2} M_\phi^2 \sigma^2 + \frac{\lambda}{8} \sigma^4 - 8\sqrt{2} c_1 \pi f^3 h \sigma, \quad (5)$$

where h_t is the top quark Yukawa coupling ($h_t = \sqrt{2}m_t/f'$), and μ is an arbitrary renormalization scale. The first three terms in Eq.(5) are standard one loop Coleman–Weinberg terms [15] and the last term enters through the technicolor interactions. For simplicity, in our analysis we work in two limits of the model: (i) the limit in which λ is negligibly small; and (ii) the limit in which M_ϕ is negligibly small. To absorb radiative corrections which affect the phenomenology of the charged scalar, the shifted scalar mass \bar{M}_ϕ and coupling $\tilde{\lambda}$ are determined by

$$\bar{M}_\phi^2 f' + \frac{\tilde{\lambda}}{2} f'^3 = 8\sqrt{2} c_1 \pi h f^3. \quad (6)$$

Therefore, the mass of the scalar σ can be expressed as

$$m_\sigma^2 = \bar{M}_\phi^2 + \frac{1}{3\pi^2} [3h_t^4 + 2Nh^4] f'^2 \quad (7)$$

in limit (i) and

$$m_\sigma^2 = \frac{3}{2} \tilde{\lambda} f'^2 - \frac{1}{8\pi^2} [3h_t^4 + 2Nh^4] f'^2. \quad (8)$$

in limit (ii). The advantage of this model is at the lowest order, only two independent parameters in the limits (i) and (ii) are needed to describe the phenomenology. For a more detailed description, we refer readers to see [1, 2]. We choose (h, m_σ) as physical parameters and assume $N = 4$ and $c_1 = 1$ in numerical calculations.

III. CALCULATIONS

We start the calculation by writing down the effective Hamiltonian describing the process $B_q \rightarrow \mu^+ \mu^-$ ($q=s,d$)

$$\begin{aligned} \mathcal{M} = & \frac{\alpha G_F}{\sqrt{2}\pi} V_{tb} V_{tq}^* \left\{ -2C_7^{eff} \frac{m_b}{p^2} \bar{q} i \sigma_{\mu\nu} p_\nu P_R b \right. \\ & + C_9^{eff} \bar{q} \gamma_\mu P_L b \bar{\mu} \gamma_\mu \mu + C_{10} \bar{q} \gamma_\mu P_L b \bar{\mu} \gamma_\mu \gamma_5 \mu \\ & \left. + C_{Q_1} \bar{q} P_R b \bar{\mu} \mu + C_{Q_2} \bar{q} P_R b \bar{\mu} \gamma_5 \mu \right\}, \quad (9) \end{aligned}$$

where $P_{R,L} = \frac{1}{2}(1 \pm \gamma_5)$, p is the momentum transfer. Operators $\mathcal{O}_{7,9,10}$ which correspond to the first three Wilson coefficients are the same as those given in [16] and $\mathcal{Q}_{1,2}$ corresponding to the last two are the additional operators arising from the neutral scalars exchange diagrams [17].

Using the effective Hamiltonian and

$$\begin{aligned} \langle 0 | \bar{q} \gamma_\mu \gamma_5 b | B_q \rangle &= -f_{B_q} p_\mu, \\ \langle 0 | \bar{q} \gamma_5 b | B_q \rangle &= -f_{B_q} m_{B_q}, \\ \langle 0 | \bar{q} \sigma_{\mu\nu} (1 + \gamma_5) b | B_q \rangle &= 0, \end{aligned} \quad (10)$$

we find that only operator \mathcal{O}_{10} and $\mathcal{Q}_{1,2}$ contribute to process $B_q \rightarrow \mu^+ \mu^-$ with the decay rate given by

$$\begin{aligned} \Gamma(B_q \rightarrow \mu^+ \mu^-) &= \frac{\alpha^2 G_F^2}{64\pi^3} |V_{tb} V_{tq}^*|^2 f_{B_q}^2 m_{B_q}^3 \\ &\times \left[C_{Q_1}^2 + \left(C_{Q_2} + \frac{2m_\mu}{m_{B_q}} C_{10} \right)^2 \right]. \quad (11) \end{aligned}$$

For convenience, we write down the branching fractions numerically

$$\begin{aligned} Br(B_d \rightarrow \mu^+ \mu^-) &= 3.8 \times 10^{-9} \left[\frac{\tau_{B_d}}{1.65 ps} \right] \left[\frac{f_{B_d}}{210 MeV} \right]^2 \\ &\times \left| \frac{V_{td}}{0.008} \right|^2 \left[\frac{m_{B_d}}{5.28 GeV} \right]^3 [C_{Q_1}^2 \\ &+ \left(C_{Q_2} + 2 \frac{m_\mu}{m_{B_d}} C_{10} \right)^2], \\ Br(B_s \rightarrow \mu^+ \mu^-) &= 1.2 \times 10^{-7} \left[\frac{\tau_{B_s}}{1.49 ps} \right] \left[\frac{f_{B_s}}{245 MeV} \right]^2 \\ &\times \left| \frac{V_{ts}}{0.04} \right|^2 \left[\frac{m_{B_s}}{5.37 GeV} \right]^3 [C_{Q_1}^2 \\ &+ \left(C_{Q_2} + 2 \frac{m_\mu}{m_{B_s}} C_{10} \right)^2], \quad (12) \end{aligned}$$

where τ_{B_q} and f_{B_q} are the B_q lifetime and decay constant, respectively.

In the technicolor model with scalar, the additional contributions arise from the scalars. The contributions of the charged scalar π_p^\pm with gauge boson Z, γ exchanges to the Wilson coefficients C_{10} at m_W scale are given by [7, 8]

$$\begin{aligned} C_{10}(m_W)_{TC} &= \frac{x_W}{\sin^2 \theta_W} \left(\frac{f}{f'} \right)^2 \left[-\frac{x_{\pi_p}}{8(x_{\pi_p} - 1)} \right. \\ &\left. + \frac{x_{\pi_p}}{8(x_{\pi_p} - 1)^2} \ln x_{\pi_p} \right], \quad (13) \end{aligned}$$

where θ_W is the Weinberg angle and $x_i = m_t^2/m_i^2$. As for the contributions arising from the neutral scalars exchanges, when only the leading terms in large f/f' limit keep, they can be expressed as [8]

$$C_{Q_1}(m_W)_{TC} = -\frac{x_W}{\sin^2 \theta_W} \left(\frac{f}{f'}\right)^4 \frac{m_b m_\mu}{m_\sigma^2} \left[\frac{4x_{\pi_p}^2 - 7x_{\pi_p} + 1}{16(x_{\pi_p} - 1)^2} - \frac{x_{\pi_p}^2 - 2x_{\pi_p}}{8(x_{\pi_p} - 1)^3} \ln x_{\pi_p} \right],$$

$$C_{Q_2}(m_W)_{TC} = -\frac{x_W}{\sin^2 \theta_W} \left(\frac{f}{f'}\right)^4 \frac{m_b m_\mu}{m_{\pi_p}^2} \left[\frac{x_{\pi_p} + 1}{8(x_{\pi_p} - 1)} - \frac{x_{\pi_p}}{4(x_{\pi_p} - 1)^2} \ln x_{\pi_p} \right]. \quad (14)$$

From Eqs. (12-14) we find that (1) both the contributions arising from the neutral scalar exchange $C_{Q_{1,2}}$ and gauge boson exchange C_{10} are subject to helicity suppression, (2) the contributions arising from the neutral scalar exchanges are proportional to $(f/f')^4$, while those from the gauge bosons exchanges proportional to $(f/f')^2$. So for a sufficiently large f/f' , the contributions of neutral scalar exchanges are relatively enhanced and may become comparable with those from the gauge boson exchanges.

The Wilson coefficients at the lower scale of about m_b can be evaluated down from m_W scale by using the renormalization group equation. At leading order, the Wilson coefficients are [16, 17]

$$C_{10}(m_b) = C_{10}(m_W), \quad (15)$$

$$C_{Q_i}(m_b) = \eta^{-\gamma_Q/\beta_0} C_{Q_i}(m_W). \quad (16)$$

where $\beta_0 = 11 - 2n_f/3$, $\eta = \alpha_s(m_b)/\alpha_s(m_W)$ and $\gamma_Q = -4$ is the anomalous dimension of $\bar{q}P_R b$.

IV. CONSTRAINTS FROM R_b

Before presenting the numerical results, let us consider the current bounds on technicolor with scalars from a variety of experiments, especially the measurement of R_b . Using the Feynman rules in Ref. [8], one can easily find that the contributions from neutral scalars are negligible compared with those from charged scalars which appear in Fig. 1, and the bottom mass-dependent terms in R_b can also be omitted safely. In these approximations the addition contribution in the technicolor with scalars is obtained as

$$\delta R_b = R_b^{SM} (1 - R_b^{SM}) \Delta^{TC} \quad (17)$$

with

$$\Delta^{TC} = \left(\frac{f}{f'}\right)^2 \frac{\alpha}{4\pi \sin^2 \theta_W} \frac{m_t^2}{m_W^2} \frac{v_{bL}}{v_{bL}^2 + v_{bR}^2} \{v_{bL} B_1 + v_{tR} \left[m_Z^2 (C_{22}^a - C_{23}^a) + 2C_{24}^a - \frac{1}{2} \right] - 2v_{tL} m_t^2 C_0^a - \cos 2\theta_W C_{24}^b \}.$$

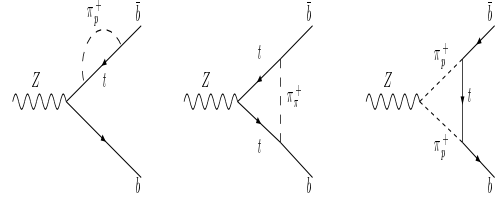


FIG. 1: Charged scalars diagrams contributing to $Zb\bar{b}$.

Here $B_1 = B_1(-p_1, m_t, m_{\pi_p})$, $C_{0,ij}^a = C_{0,ij}(p_1, -P, m_{\pi_p}, m_t, m_t)$ and $C_{24}^b = C_{24}(-p_1, P, m_t, m_{\pi_p}, m_{\pi_p})$, with $p_1(p_2)$ and P denoting the four-momentum of $b(\bar{b})$ and Z boson respectively, are the Feynman loop integral functions and their expressions can be found in [18]. The coupling constants v_{qL} and v_{qR} are given by

$$v_{qL} = T_3^q - e_q \sin^2 \theta_W, \quad v_{qR} = -e_q \sin^2 \theta_W. \quad (19)$$

Our explicit expressions are not in agreement with those used in [6] where the results obtained in the framework of the two-Higgs doublet model (THMD) [19] were adopted directly. We checked the calculations and confirmed our results.

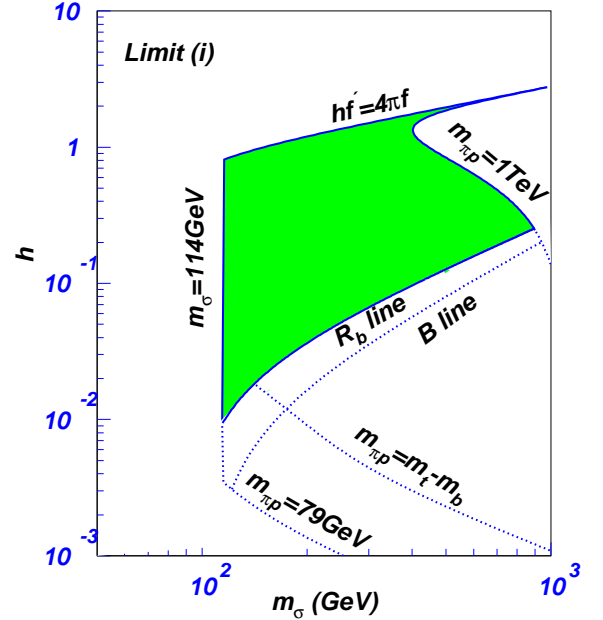


FIG. 2: Constraints on technicolor with scalars in limit (i). The allowed parameter space is the shaded region bounded by the contours $m_\sigma = 114$ GeV, δR_b (R_b line) and $hf' = 4\pi f$. The current bound from the searches for charged scalars $m_{\pi_p^\pm} = 79$ GeV is shown along with the reference curve $m_{\pi_p^\pm} = m_t - m_b$. The constraint from $B^0 - \bar{B}^0$ mixing is labeled “B-line”.

The current measurement of R_b reported by the LEP

is $R_b^{ext} = 0.21646 \pm 0.00065$ [11]. Comparing with the SM value $R_b^{SM} = 0.21573 \pm 0.0002$, we obtained the constraints in h versus m_σ plane shown in Figs. 2 and 3. Numerical results show that the constraint on f/f' from R_b is quite stringent, i.e., the ratio of f/f' must be smaller than 1.9 at 95% C. L., implying that the neutral scalars will not give dominate contributions to the processes of $B_{s,d} \rightarrow \mu^+ \mu^-$.

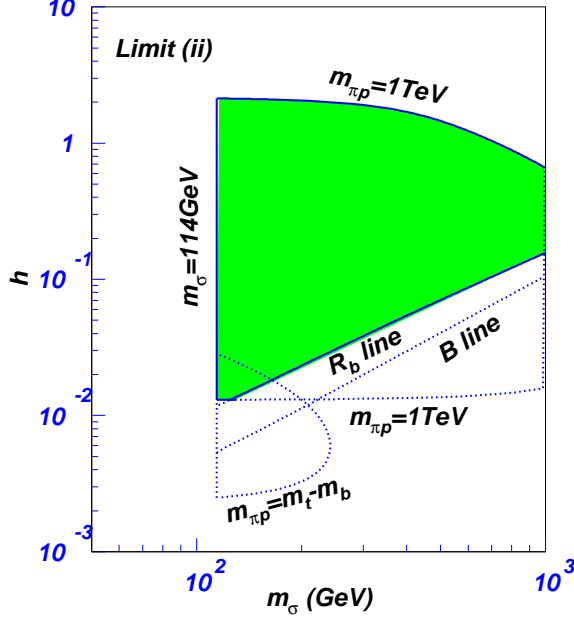


FIG. 3: Constraints on technicolor with scalars in limit (ii). The allowed parameter space is the shaded region bounded by the contours $m_\sigma = 114$ GeV, δR_b (R_b line) and $m_{\pi^\pm} = 1$ TeV. Other bound curves are the same as Fig. 2.

In Figs. 2 and 3 we also display the bounds from $B^0 - \bar{B}^0$ mixing and from the limits of Higgs masses [20]. In technicolor theories where the charged scalars couple to fermions in a similar pattern as in type-I two-Higgs doublet model, the strongest limit $m_{\pi^\pm} \geq 79$ GeV has been obtained directly from LEP experiments [12]. On the other hand, the LEP collaborations [12] have placed a 95% C. L. lower limit on the SM Higgs boson $M_H^0 \geq 113.5$ GeV from searching for the process $e^+e^- \rightarrow Z^* \rightarrow ZH^0$. Although the limit on technicolor scalars may differ from that on M_H^0 , in practice, the contour $m_\sigma = 114$ GeV can serve as an approximate boundary to the experimentally allowed region [2, 20]. In addition, we assume that all scalar masses are restricted to the sub-TeV regime since technicolor theories are supposed to be at TeV scale.

The constraint from $b \rightarrow s\gamma$ is close to that from $B^0 - \bar{B}^0$ mixing [7, 8, 21, 22], which are weaker than those from R_b [6]. As for the constraints from the measurement of $g_\mu - 2$, our previous study [23] showed that if the deviation of the E821 experiment result [14] and SM prediction $\Delta a_\mu \equiv a_\mu^{exp} - a_\mu^{SM} = (43 \pm 16)10^{-10}$ persists, it would severely constrain the technicolor models because

the technicolor models can hardly provide such a large contribution. However, over the last year the theoretical prediction of a_μ in the SM has undergone a significant revision due to the change in sign of the light hadronic correction, which leads to only a 1.6σ deviation from the SM [24], yielding no more useful limits on this model.

V. NUMERICAL RESULTS

Bearing the constraints on technicolor with scalars in mind, and for the same values of m_{π_p} and f/f' , the allowed value of m_σ is generally smaller in limit (i), from Eq.(14) one can infer easily that the additional contributions to $B_{s,d} \rightarrow \mu^+ \mu^-$ in limit (i) will be larger than those in limit (ii). Furthermore, as can be seen from the numerical coefficients in Eq. (12), the decay rate of B_s is significantly larger than B_d due primarily to the relative size of $|V_{ts}|$ to $|V_{td}|$. We thus take the B_s decay in limit (i) as an example to show the numerical results.

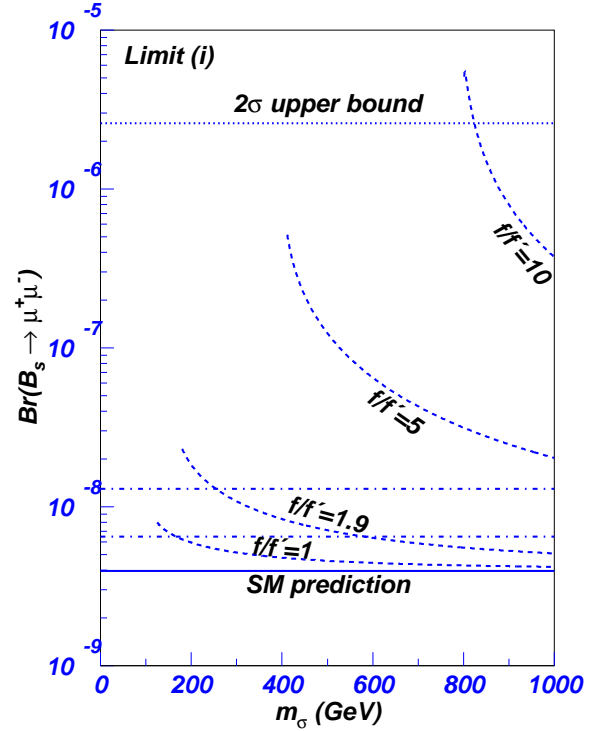


FIG. 4: $Br(B_s \rightarrow \mu^+ \mu^-)$ as a function of m_σ for $f/f' = 1, 1.9, 5, 10$ (dash lines) in limit (i). The current 2σ upper bound [25] (dotted line), the SM prediction (solid line) as well as the expected sensitivity of the upgraded Tevatron with $10fb^{-1}$ and $20fb^{-1}$ (the dash-dotted lines) are also shown.

The experimental bound on $B_s \rightarrow \mu^+ \mu^-$ comes from the CDF[25]

$$Br(B_s \rightarrow \mu^+ \mu^-) < 2.6 \times 10^{-6} \quad (20)$$

at 95% C.L. with the corresponding integrated luminosity

about $100pb^{-1}$, while the SM pr-edition

$$Br(B_s \rightarrow \mu^+ \mu^-) = 4.0 \times 10^{-9} \quad (21)$$

is obtained by taking the central values for all inputs in Eq. (12). The branching ratio of $B_s \rightarrow \mu^+ \mu^-$ as a function of m_σ is displayed in Fig. 4 for various values of f/f' . The 2σ bounds at the upgraded Tevatron with $10fb^{-1}$ and $20fb^{-1}$ are also plotted under the assumption that the background for this decay is negligible. The corresponding expected sensitivity can be reach a branching ratio of 1.3×10^{-8} and 6.5×10^{-9} (dash lines), respectively. We see that the R_b constraint $f/f' \leq 1.9$ at 95% C.L. shown in Fig. 4 is the strongest bound. Comparatively, the current upper bound on $Br(B_s \rightarrow \mu^+ \mu^-)$ from CDF [25] is much weaker, which only excludes a small region with large f/f' . Under the constraint $f/f' \leq 1.9$, the enhancement factor for the branching ratio in the technicolor model can still be up to 5. The upgraded Tevatron with $20fb^{-1}$ will probe m_σ up to 580 GeV.

VI. CONCLUSIONS

We have evaluated the decays $B_{s,d} \rightarrow \mu^+ \mu^-$ in the technicolor model with scalars, taking into account various experimental constraints, especially R_b , on the model parameter space. We found that large f/f' , which might cause significantly enhancement for $Br(B_{s,d} \rightarrow \mu^+ \mu^-)$ from neutral scalars in the model, has been excluded by the constraints from R_b . Nevertheless, under the renewed R_b constraint, the branching ratio of $B_s \rightarrow \mu^+ \mu^-$ can still be enhanced by a factor of 5 relative to the SM prediction. With the maximum allowed value of $f/f' \sim 1.9$, the upgraded Tevatron with $20fb^{-1}$ can probe m_σ up to 580 GeV. Since the theoretical uncertainties, which primarily come from the B-meson decay constants and CKM matrix elements, will be reduced in the on-going B-physics experiments and the lattice calculations, the processes $B_{s,d} \rightarrow \mu^+ \mu^-$ will promise to be a good probe of new physics.

-
- [1] E. H. Simmons, Nucl. Phys. B**312** (1989) 253.
 - [2] C.D. Carone and H. Georgi, Phys. Rev. D**49** (1994) 1427.
 - [3] R. S. Chivukula, S. B. Selipsky and E. H. Simmons, Phys. Rev. Lett. **69** (1992) 575.
 - [4] S. Samuel, Nucl. Phys. B **347** (1990) 625; M. Dine, A. Kagan, and S. Samuel, Phys. Lett. B **243** (1990) 250; A. Kagan and S. Samuel, Phys. Lett. B **252** (1990) 605.
 - [5] N. Evans, Phys. Lett. B **331** (1994) 378; C. D. Carone and E. H. Simmons, Nucl. Phys. B **397** (1993) 591; C.D. Carone and M. Golden, Phys. Rev. D**49** (1994) 6211.
 - [6] C. D. Carone, E. H. Simmons and Y. Su, Phys. Lett. B **344** (1995) 287.
 - [7] Y. Su, Phys. Rev. D **56** (1997) 335.
 - [8] Z. Xiong, H. Chen and L. Lu, Nucl. Phys. B**561** (1999) 3; Z. H. Xiong and J. M. Yang, Nucl. Phys. B**602** (2001) 289.
 - [9] For examples, see K. S. Babu and C. Koda, Phys. Rev. Lett. **84** (2000) 228; P. H. Chankowski and L. Slawianowska, Phys. Rev. D**63** (2001) 054012; C. Bobeth, T. Ewerth, F. Küger and J. Urban, Phys. Rev. D **64** (2001) 074014; hep-ph/0207036; C.-S. Huang, W. Liao, Q.-S. Yan and S.-H. Zhu, Phys. Rev. D **64** (2001) 05992; Z. H. Xiong and J. M. Yang, Nucl. Phys. B**628** (2002) 193; G. Isidori and A. Retico, JHEP **0111** (2001) 001; A. J. Buras, P. H. Chankowski, J. Rosiek and L. Slawianowska, hep-ph/0207241.
 - [10] G. R. Lu *et al.*, Phys. Rev. D**54** (1996) 5647; Z. Phys. C**74** (1997) 355; G. R. Lu, Z. Xiong and Y. G. Cao, Nucl. Phys. B **487** (1997) 43; G. R. Lu, Z. Xiong, X. L. Wang and J. S. Huang, J. Phys. G**24** (1998) 745.
 - [11] T. Kawamoto, hep-ex/0105032; E. Tournefier, hep-ex/0105091; J. Drees, hep-ex/0110077.
 - [12] D.E. Groom *et al.*, Eur. Phys. J. C **15** (2000) 1.
 - [13] ALEPH Collaboration, Phys. Lett. B**429** (1998) 429; M. Nakao, Proceedings, ICHEP 2000, Osaka, Japan; T. Coan, Proceedings, ICHEP 2000, Osaka, Japan.
 - [14] H. N. Brown, *et al.*, Mu g-2 Collaboration, Phys. Rev. Lett.**86** (2001) 2227.
 - [15] S. Coleman and E. Weinberg, Phys. Rev. D**7** (1973) 1888.
 - [16] B. Grinstein, R. Springer, and M. B. Wise, Phys. Lett. B**202** (1988) 138.
 - [17] Y. B. Dai, C. S. Huang and H. W. Huang, Phys. Lett. B**390**, (1997) 257.
 - [18] G. 't Hooft and M. Veltman, Nucl. Phys. B**153** (1979) 365; G. Passarino and M. Veltman, Nucl. Phys. B**160** (1979) 151.
 - [19] M. Boulware and Donald Finnell, Phys. Rev. D**44** (1991) 2054.
 - [20] V. Hemmige and E. H. Simmons, Phys. Lett. B **518** (2001) 72.
 - [21] B. Grinstein, R. Springer, and M.B. Wise, Nucl. Phys. B**339** (1990) 269.
 - [22] T. G. Rizzo, Phys. Rev. D**38** (1988) 820; W. S. Hou and R. S. Willey, Phys. Lett. B**202** (1988) 591; C. Q. Geng and J. N. Ng, Phys. Rev. D**38** (1988) 2858; V. Barger, J. L. Hewett, and R. Phillips, Phys. Rev. D**41** (1990) 3421.
 - [23] Z. H. Xiong and J. M. Yang, Phys. Lett. B**508** (2001) 295.
 - [24] M. Knecht and A. Nyffeler, Phys. Rev. D**65** (2002) 073034; M. Knecht, A. Nyffeler, M. Perrottet and E. de Rafael, Phys. Rev. Lett.**88** (2002) 071802; M. Hayakawa and T. Kinoshita, hep-ph/0112102; I. Blokland, A. Czarnecki and K. Melnikov, Phys. Rev. Lett.**88** (2002) 071803; J. Bijnens, E. Pallante and J. Prades, Nucl. Phys. B**626** (2002) 410.
 - [25] F. Abe *et al.* (CDF collaboration), Phys. Rev. D**57** (1998) 3811.