

Topology of space at sub-quark level and masses of quarks and leptons*

Vladimir Yershov

University College London, Mullard Space Science Laboratory,

Holmbury St.Mary, Dorking RH5 6NT, United Kingdom[†]

Pulkovo Observatory, Pulkovskoye shosse 65-1, St.Petersburg 196140, Russia

Abstract

The global shape (topology) of the Universe is not derivable from General Relativity but should be determined by observations. Here we propose a method for estimation of the topology of space using patterns of fundamental physical parameters, for example spectrum of fermion masses. We suppose that this pattern might appear because of specific topology at sub-quark level. We restrict ourselves to the analysis of the topology discovered by F.Klein in 1882 and show that its properties necessarily lead to generation of structures which reproduce leptons and quarks with all their quantum numbers and masses. We make a conclusion that it is quite probable that the Universe has the Klein topology.

1 Introduction

General relativity and the Big Bang theory assume that the Universe is curved. But the character of this curvature (topology of the Universe) cannot be deduced from these theories without additional observations. The developments in the theoretical and observational cosmic topology are progressing rapidly[1]. Much observational effort has been directed towards determination of the curvature of the Universe. But it is much more difficult to determine its topology. In the case of positive curvature there is a theoretical possibility to observe the same object from different directions and to arrive to some conclusions about the topology. But these observations are probably far beyond of our technical possibilities. Some non-trivial topologies, such as multi-connectivity of hypertoroidal character of space can be detected by observing patterns in distribution of galaxies and quasars[3], but the result will never be definitive. More accurate results could be probably obtained by high resolution measurements of the cosmic microwave background radiation[2, 4]. But here we would like to point out that there is another possibility to determine the topology of the Universe. If we suppose that some (or all) of the fundamental physical parameters are topology-dependent, then we can try to find a proper topological model that matches these parameters. Many physical parameters are known with high accuracy, and our method should be much more accurate and definitive than observations of distant objects at the limit of our possibilities.

There is one set of parameters, which forms an enigmatic pattern probably related to the topology of space. Since the discovery of quarks, it was found that there are only twelve

*presented at XXV *International Workshop on the Fundamental Problems of High Energy Physics and Field Theory*, Protvino, 25-28 June 2002

[†]present address

fundamental particles grouped in three families (or generations) with properties repeating from generation to generation. But masses of these particles are distributed in a rather odd way. The standard model of particle physics successfully parameterises these masses by adjusting a number of its input parameters. Nevertheless, it does not explain the origin of this hierarchical pattern. At a first glance the masses seem to be random, except for the fact that the masses generally increase with generation number. The muon is about 200 times heavier than the electron, the tau weights 3520 times as much as the electron. The *top* quark weights about 40200 times as much as the *up* quark, and so on. This is a perfect pattern for the determination of the topology of space: the masses of the charged leptons are known with very good accuracy. Experimental masses of quarks are less accurate because quarks are confined in hadrons, and their masses cannot be measured directly. But the distribution of these masses is quite wide and looks random. Numerous models have been proposed in order to explain this pattern [5, 6] focusing basically on the ideas of unification[7], technicolor[8], supersymmetric unification[9], or strings and branes[10], but the problem is still there. Even there are theories investigating the possibility of randomness of the masses[11].

2 Choise of the topology

We restrict ourselves to the three-dimentional space, where we shall be looking for the most symmetrical topological object. The topology described in 1882 by F.Klein (the so-called Klein-bottle), is highly symmetric[12]. Its main feature is the unification of its inner and outer surfaces, which makes it even more symmetric than a sphere. In addition, it was probably obtained by F.Klein under strong influence and in collaboration with S.Lie when F.Klein was working on the theory of invariants under group projective transformations. Lie groups are widely used in modern quantum field theories. The Standard Model of particle physics, which uses these groups is very successful, and it has passed all the experimental tests[13]. Thus, we suppose that it is quite possible that the Klein topology plays fundamental role in the formation of the particle mass pattern.

3 Properties of the Klein topology

The second interesting feature of the Klein topology, is the point of the unification of its inner and outer surfaces. We can consider this point as a point of “inversion” where space is turned “inside-out”. We suppose that the scale of this inversion corresponds to the scale of elementary particles, or even to the sub-quark scale (Fig.1). We guess that the object formed by this inversion is the elementary building block of the fundamental particles. We shall call it hereafter “a preon” referring to it as a primitive constituent of matter. We shall be interpreting fundamental interactions as manifestations of the geometry of space in the vicinity of the preon.

It is naturally to think that the known properties of the elementary particles inherit the behaviour of matter at lower levels. Thus, we suppose that something similar to the strong (coloured) and electro-weak interactions exist at the level of preons and manifest itself as these interactions at higher levels.

In the vicinity of the preon, distances z , measured from the centre of inversion, change equivalently to their reciprocal values $z' = -z^{-1}$ if considered within the inverted manifestation of space, and any potential, which is proportional to z^{-1} , in the inverted manifestation of space will be proportional to $1/z'$ (or simply z).

Thus, the potential, which decreases with distance (e.g. the Coulomb potential), should manifest itself as strong-like potential (increasing in the inverted manifestation of space) and vice

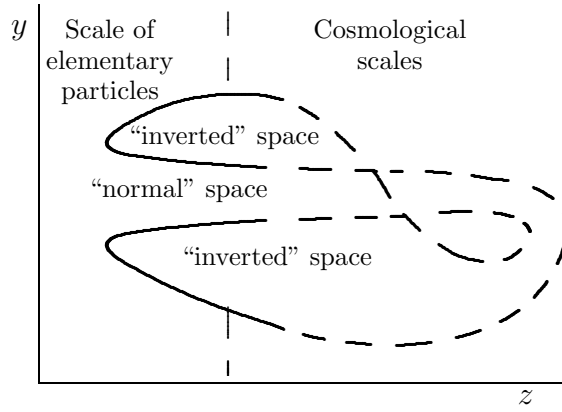


Figure 1: Inversion of space may form a stable topological structure. The principle of equivalence applied to of the “normal” and “inverted” space means that this structure might be similar to the Klein bottle.

versa. This is illustrated in Fig.2, where the z -axis (abscissa) is mirror-reflectd from the preon’s centre in the operation of inversion of space. The xyz -coordinate system is transformed into $x'y'z'$, with $z' = -z^{-1}$. Here we assign a unit value to the distance z_F , where $|z| = |z'|$ and $|\phi_s| = |\phi_e|$.

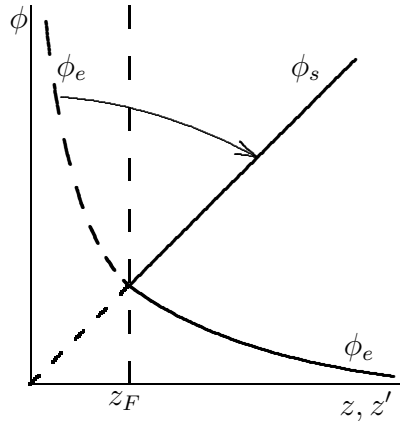


Figure 2: Electrical (ϕ_e) and strong (ϕ_s) potentials. The abscissa is distance from the centre of inversion (preon) in the “normal” (z) and the “inverted” (z') manifestations of space. The fundamental distance z_F corresponds to $|\phi_e| = |\phi_s|$.

Topologically, this transformation has six degrees of freedom: both right- and left-handed coordinate systems could be found in three possible modes (rotations), forming the inverted coordinate system ($x'y'z'$). The right- and left-handed systems we shall associate with positive and negative electric charges, whereas the three rotational modes we shall refer to as r , g , and b in order to associate them with the three flavours of the strong interaction. Remarkably, this six-coloured feature of the Klein bottle topology has been discovered many years ago by P.Franklin[14] who was considering the Klein topology from absolutely different point of view. Because of the properties of the strong interaction the like-charged preons with different flavours or unlike-charged ones with the same flavour, are attracted to one another. Otherwise they repel.

Accepting that the strong (flavoured) and electric interactions are opposite manifestations of the same geometrical property of space, we unexpectedly have to admit the possibility that the well-known electric interaction is also three-flavoured, otherwise we will be troubled with

the paradox that the same interaction has a variable number of attributes. This proposition leads us automatically to the conclusion of the Coulomb attraction of two like-charged and, at the same time, like-flavoured particles. Thus, the properties of repulsion and attraction should be complementary for flavours and charges, and symmetrically opposite for strong and electric interactions. Due to this, we necessarily have to plot the positive electric potential as extension of the negative strong potential and vice versa (Fig.3).

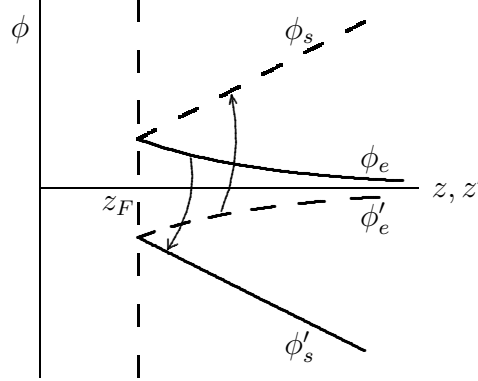


Figure 3: Dualism of the electric and strong interactions. The positive electric potential, ϕ_e , corresponds to the negative strong potential, ϕ'_s , in the inverted manifestation of space and vice versa.

4 Acquisition of mass

If we look at a world line of a test particle (photon) near the preon's centre (Fig.4) from the point of view of an observer placed in the coordinate system of the test particle, we shall see that the preon is accelerated in its motion along the time axis because of the curved character of space near it ("inversion"). If we assign a unit value to the radius of the space curvature, the acceleration will be proportional to c^2 . The coefficient of proportionality might be considered as the preon's gravitational mass. Hereafter we shall use a unit value for this coefficient.

From the point of view of an observer placed in the preon's coordinate frame, the preon is at rest with its gravitational mass m_g . If now the preon is additionally forced to move in space (with its acceleration a), it resists this motion exactly in the same way as when moving along the time-coordinate. A force $F = m_i a$, which should be applied in order to accelerate the preon, is proportional to m_i , and the observer will conclude that the preon possesses also its inertial mass m_i . And the observer will find that $m_i = m_g$. But, in fact, the preon's inertial and gravitational masses are generated by the same mechanism of acceleration, and they are essentially the same thing; hence $m_i \equiv m_g$.

Considering the dualism of space, we may notice that the right-handed coordinate system becomes left-handed in the inverted manifestation of space, and vice versa. Earlier, we have associated these two situations with the positive and negative electric charges. Thus, we can say that the electric charge could be equivalently expressed in terms of positive or negative directions along the time axis. The electric charge could be evaluated by $\partial T / \partial t$, whereas the gravitational charge (mass), associated with the acceleration along the time axis, should be proportional to $\partial^2 T / \partial t^2$. The word "electric" could now be omitted. It is easy to see that, if

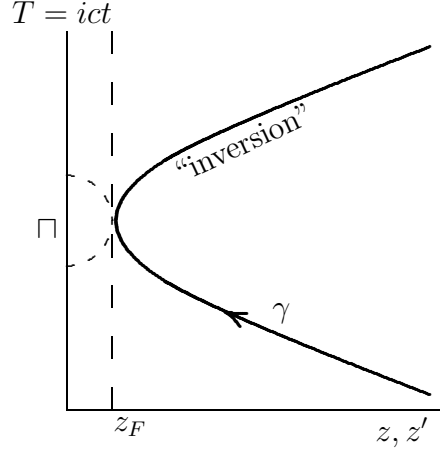


Figure 4: World line of a test particle (γ) near the point of inversion (preon Π). The abscissa is the reciprocal distances (z, z') from the preon's centre. Moving along the time axis (T) the preon is accelerated due to the curved character of space in its vicinity.

the direction of this movement changes either in the normal or inverted manifestation of space, the charge changes its sign:

$$\frac{\partial T}{\partial t} \lessgtr 0.$$

But the mass does not:

$$\frac{\partial^2 T}{\partial t^2} > 0$$

(of course, both considered within the same manifestation of space). It is important to note that from these considerations two unlike-charged preons, when combined, should have

$$\frac{\partial T}{\partial t} \approx 0 \quad \text{and} \quad \frac{\partial^2 T}{\partial t^2} \approx 0$$

(compensation of charges leads to the cancelation of the mass of the combined system).

5 Combining preons

Let us start with the universe initially consisting of free preons. Due to the opposite properties of the strong and the electric potentials, distant preons will be attracted by the strong force if they are like-charged, but unlike-flavoured. They will stop at the distance z_F between them because of their electric repulsion. Thus, they will form stable positively (+2) or negatively (-2) charged pairs $2\Pi^+$ or $2\Pi^-$. These pairs will have mass 2 (in the units of the preon's mass), and flavours rg , rb , or gb .

Distant, unlike-charged preons of opposite flavours will never combine, but those, which initially are separated by a distance less of z_F , will form stable neutral structures $2\Pi^0$ with flavours r^+g^- , r^+b^- , g^+b^- , r^-g^+ , r^-b^+ , and g^-b^+ . Distant like-flavoured preons with opposite charges will also couple together forming $2\Pi^0$ particles with flavours r^+r^- , g^+g^- , b^+b^- . Altogether, nine different types of $2\Pi^0$ particles are possible. All of them will be massless and deficient in one or two flavours.

6 Y-particle

$2\pi^+$ and $2\pi^-$ particles will not be free for long because their strong potentials are infinite at infinite distance. Any distant preon of the same charge but with a complementary flavour will be attracted to the pair. In this way, $3\pi^+$ and $3\pi^-$ particles will be formed, which we call hereafter Y-particles. We shall be representing preons in the form of coloured spheres, and the Y-particles in the form of three touching coloured spheres. The mass of the Y-particle is 3 units (in the units of the preon's mass), and its charge (positive or negative) is of the same magnitude. Its flavour can be considered as rgb , indicating its completeness (or flavourlessness).

7 Combining Y-particles

Like preons, Y-particles cannot be free because their strong potential increases with distance. It is easy to see that distant, similarly charged Y-particles will couple together, forming “anti-parallel” structures $Y^+\wedge^+$ or $Y^-\wedge^-$ (Fig.5(a)). Here we use \wedge just in order to indicate that Y is rotated in space by 180° . We shall use the following notation for the flavour pattern of two anti-parallel combined Y-particles:

$$\begin{vmatrix} r_1 & & b_2 \\ & g_1 & g_2 \\ b_1 & & r_2 \end{vmatrix}. \quad (1)$$

Due to the above-mentioned duality of the electro-strong interaction, with its opposite properties of flavours for unlike-charged particles, two unlike-charged Y-particles will combine, aligning in a parallel way, $Y_1^+Y_2^-$ (Fig.5(b)), with their flavours distributed as

$$\begin{vmatrix} G_1 & & r_2 \\ & B_1 & g_2 \\ R_1 & & b_2 \end{vmatrix} \quad \text{or} \quad \begin{vmatrix} G_1 & & b_2 \\ & B_1 & r_2 \\ R_1 & & g_2 \end{vmatrix} \quad (2)$$

(here r , g and b represent the colours of the positively charged Y-particle, while R , G , and B correspond to the negative charge).

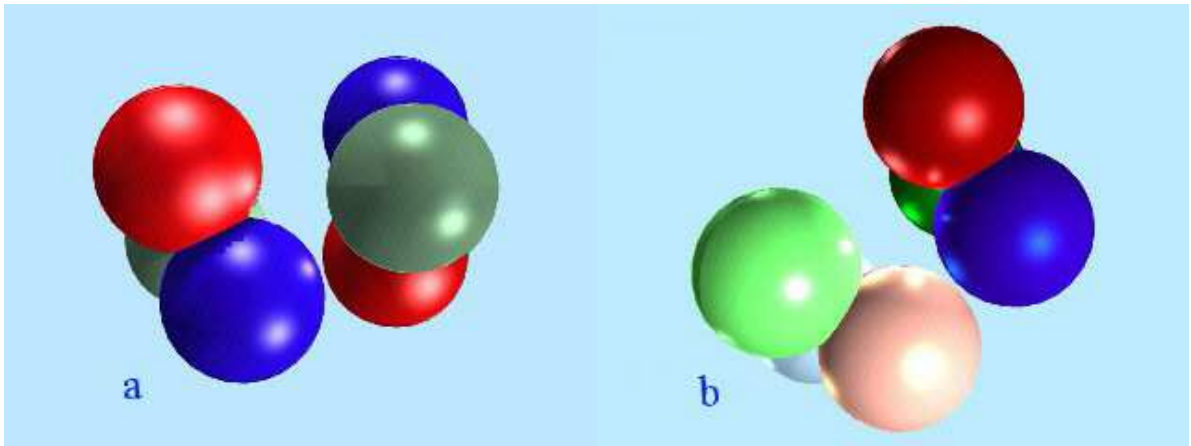


Figure 5: (a) Two like-charged Y-particles coupling anti-parallel; and (b) two unlike-charged Y-particles coupling parallel. Brighter colours are assigned to the negatively charged particles.

Unlike-charged Y-particles can combine only when the distances between them are smaller than z_F (i.e. at the initial stages of the universe). Thus, in fact, the oppositely charged Y-particles

are probably the first to be coupled, forming neutral and massless Y^+Y^- particles. At the latter stages of the universe, when the distances between Y^+Y^- exceed z_F , they would be further conjoined and form chains $Y^+Y^- \wedge^- \wedge^+ Y^+Y^- \dots$ with the following flavour patterns:

$$\begin{aligned} & \left| \begin{array}{ccc} r_1 & B_2 & \\ b_1 & G_2 & R_2 \\ g_1 & & \end{array} \right| + \left| \begin{array}{ccc} R_3 & b_4 & r_4 \\ B_3 & G_3 & g_4 \end{array} \right| + \left| \begin{array}{ccc} g_5 & B_6 & R_6 \\ r_5 & b_5 & G_6 \end{array} \right| + \left| \begin{array}{ccc} G_7 & r_8 & g_8 \\ B_7 & b_8 & R_7 \end{array} \right| + \left| \begin{array}{ccc} b_9 & R_{10} & G_{10} \\ r_9 & b_9 & R_{10} \end{array} \right| + \left| \begin{array}{ccc} B_{11} & g_{12} & b_{12} \\ G_{11} & r_{12} & b_{12} \end{array} \right| + \\ & + \left| \begin{array}{ccc} r_{13} & B_{14} & \\ b_{13} & G_{14} & R_{14} \\ g_{13} & & \end{array} \right| + \left| \begin{array}{ccc} R_{15} & b_{16} & r_{16} \\ B_{15} & G_{15} & g_{16} \end{array} \right| + \left| \begin{array}{ccc} g_{17} & R_{18} & \\ r_{17} & b_{17} & G_{18} \end{array} \right| + \dots \quad (3) \end{aligned}$$

and

$$\begin{aligned} & \left| \begin{array}{ccc} r_1 & G_2 & \\ b_1 & R_2 & B_2 \\ g_1 & & \end{array} \right| + \left| \begin{array}{ccc} B_3 & r_4 & g_4 \\ R_3 & b_4 & G_3 \end{array} \right| + \left| \begin{array}{ccc} b_5 & B_6 & R_6 \\ r_5 & b_5 & G_6 \end{array} \right| + \left| \begin{array}{ccc} G_7 & b_8 & r_8 \\ B_7 & r_8 & g_8 \end{array} \right| + \left| \begin{array}{ccc} g_9 & G_{10} & B_{10} \\ r_9 & b_9 & R_{10} \end{array} \right| + \left| \begin{array}{ccc} R_{11} & g_{12} & b_{12} \\ B_{11} & r_{12} & b_{12} \end{array} \right| + \\ & + \left| \begin{array}{ccc} r_{13} & G_{14} & \\ b_{13} & R_{14} & B_{14} \\ g_{13} & & \end{array} \right| + \left| \begin{array}{ccc} B_{15} & r_{16} & g_{16} \\ R_{15} & b_{16} & G_{15} \end{array} \right| + \left| \begin{array}{ccc} b_{17} & R_{18} & \\ r_{17} & b_{17} & G_{18} \end{array} \right| + \dots \quad (4) \end{aligned}$$

These are patterns, which correspond to two possible configurations (2) of the parallel-coupled Y -particles. The patterns are mirror symmetric. They repeat after each six consecutive groups forming a 12 Y -period. The 12-th group is compatible with the first one, which allows the closure of the 12 Y -chain in a loop.

The patterns (3) and (4) are visualised in Fig.6 (a and b), where brighter colours are assigned to the negatively charged preons. The 12 Y -structures are electrically neutral and massless. The spatial distribution of any particular colour (say, red positive) appears as a clock-wise (Fig.6a) or anti-clock-wise spiral (Fig.6b), which makes a 360° -turn along the toroidal surface. These clock- and anti-clock-wise spirals we associate with positive and negative spins, J_+ or J_- (assigning them unit values).

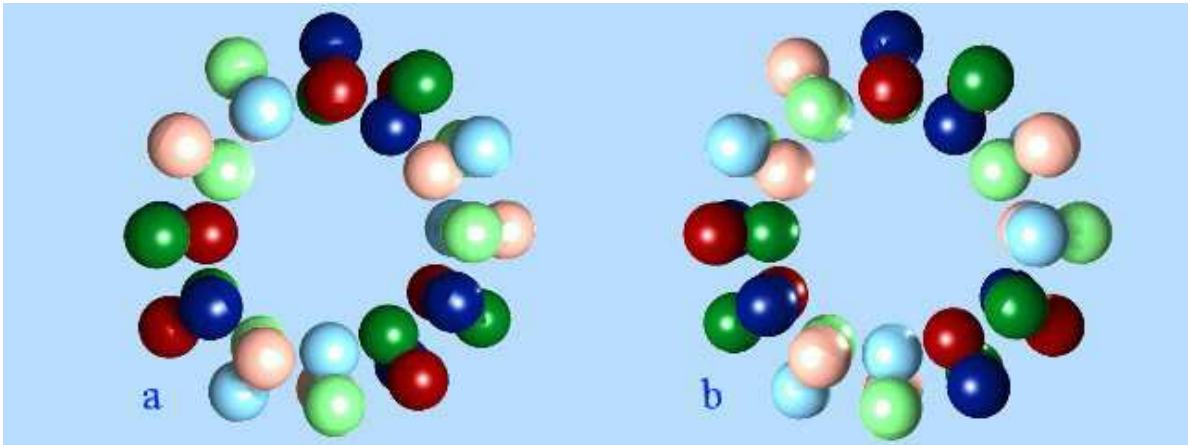


Figure 6: Two possible configurations of the 12 Y -structure. The structure (a), with its clock-wise spiral colour pattern along its toroidal surface, corresponds to the positive spin of the particle; the structure (b) with its anti-clock-wise spiral pattern has negative spin.

Let us consider coupling of two similarly charged Y -particles, which is also possible because of their attractive strong charge. The shortest chain consisting of these particles is a 3 Y parallel structure ($Y^-Y^-Y^-$ or $Y^+Y^+Y^+$) with the following colour pattern:

$$\left| \begin{array}{ccc} r_1 & b_2 & g_3 \\ b_1 & g_2 & r_3 \\ g_1 & r_2 & b_3 \end{array} \right|, \quad (5)$$

which can also have positive or negative spins (Fig.7). These three like-charged Y-particles are combined in a parallel way, because it is their lowest energy state (the anti-parallel coupling happens for the even number of links in the loop).

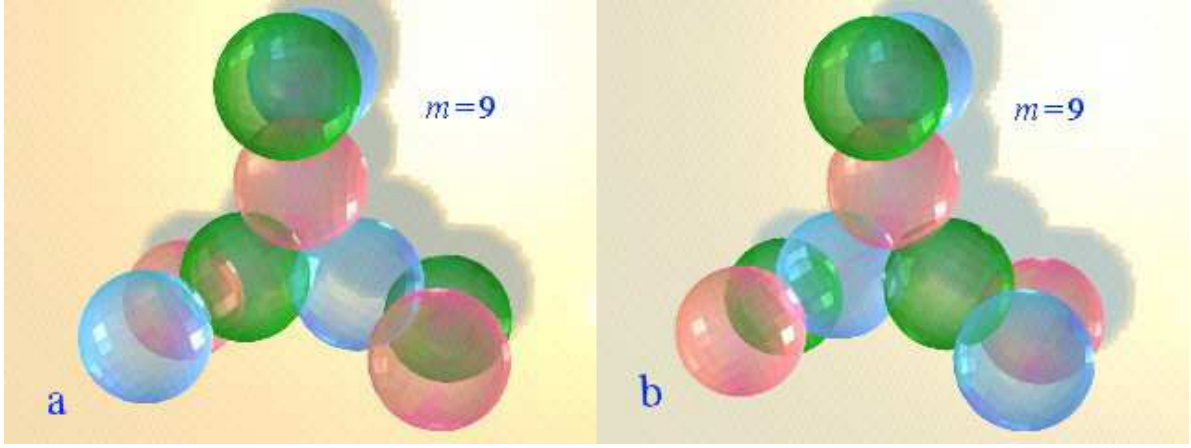


Figure 7: Three like-charged Y-particles joined with their vertices directed to the centre of the structure (left-handed state). The flavour pattern along the loop can appear as either anti-clock-wise (a) or clock-wise (b) spirals.

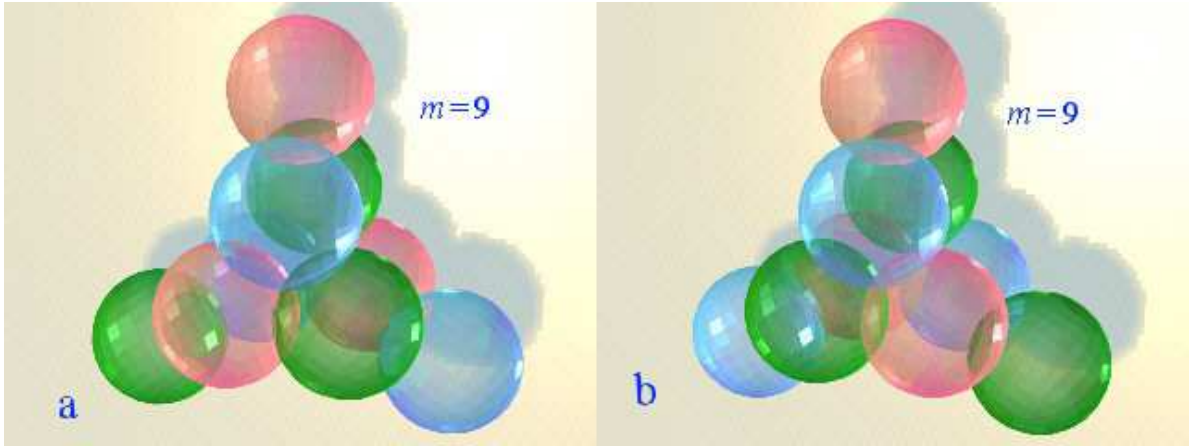


Figure 8: Three like-charged Y-particles joined together with their wider side directed to the centre of the structure (right-handed state). The flavour pattern along the loop can appear as either anti-clock-wise (a) or clock-wise (b) spirals.

One can imagine another way of combining three Y-particles, with their wider parts directed to their common centre: $\Lambda^- \Lambda^- \Lambda^-$. By its properties, this structure (Fig.8) is very similar to $3Y$. Hereafter we shall refer to these two structures as the left- and right-handed states of $3Y$ ($3Y_L$ and $3Y_R$ respectively). $3Y_L$ and $3Y_R$ differ in their central momenta of inertia:

$$I_{cL} = \frac{1105 + 64\sqrt{3}}{12^2} \quad \text{and} \quad I_{cR} = \frac{117}{12}.$$

The ratio

$$2\pi^2 I_{cL}/I_{cR} = 128.78$$

suspiciously resembles the value of the fine structure constant $\alpha^{-1}(M_Z) = 128.88$.

We suppose the mass of the $3Y$ and $12Y$ particles to be the sum of the masses of their constituents (preons). Thus, $3Y$ has 9 mass units. Analogously, its charge is the sum of 9 unit charges of its preons.

Note that for $12Y$ (Fig.6) it is topologically impossible to build a right-handed structure because the number of its Y -particles directed inside the loop is equal to those directed outside, and the 180° -rotated loop is equivalent to its unrotated state ($12Y_L \equiv 12Y_R$).

We have already mentioned that, although consisting of 36 preons, the $12Y$ -particle should be massless. Nevertheless, if another particle with non-zero charge is combined with $12Y$, the mass of the latter will be completely restored. For example, if $12Y$ combines with an Y -particle, the mass of the combined particle ($Y12Y$) becomes of 39 mass units ($3+36$), the $3Y12Y$ -particle is of 45 mass units ($9+36$), etc.

These couplings are possible because of the local charge pattern along the $12Y$ -torus. It is the local three-flavoured character of the electric interaction that causes this coupling. We can call this local interaction “weak”, to distinguish it from the electric interaction at large distances ($d \gg z_F$) where all three flavours of the electric potential are mixed together and are hardly detectable.

Coupling $12Y$ with $3Y$ depends on their spins. The colour pattern of $12Y_{J+}$ does not match that of $3Y_{J-}$. Only $3Y_{J+}$ and $12Y_{J+}$ or $3Y_{J-}$ and $12Y_{J-}$ can combine.

8 First generation of quarks and leptons

By the properties of $3Y$ and $12Y$ the reader will recognise in these particles the electron and its neutrino (leptons of the first generation), as well as in $3Y12Y$ he will recognise the charged weak gauge boson W^\pm . The charge of the $3Y$ -particle (electron), if divided by nine, gives us the conventional unit charge of the electron. If we divide by the same value the charge of the $Y12Y$ or $2(Y12Y)$ particles, fractional charges of $1/3$ and $2/3$ will be obtained, which might give us an indication of the quark's constituents.

The $Y12Y$ -structure with its 3-unit charge ($1/3$ in the units of the electron charge) cannot be free because of its infinite strong potential at infinity. It will further combine with other $Y12Y$ -particles. Each two of $Y12Y$ -particles with similar spins will be coupled via opposite-spin neutrinos because the colour patterns of the neutrinos with similar spins do not match each other. This $2(Y12Y)$ -link, the *up* quark, will be of +6 charge units and 78 mass units (2×3 charge and 2×39 mass units of the $Y12Y$ -structure). It will have a unit spin.

Being positively charged, the *up* quark will be able to couple to a negative particle, such as $3Y^-12Y^0$ (with its 45 mass units and -9 charge units). The total mass of the resulting ($3Y^-12Y^0$) ($12Y^0Y^+12Y^012Y^0\wedge^+$) configuration (the *down* quark) is 123 ($45+78$), its charge is -3 ($-9+6$), and its spin is unity.

In order to convert masses of the quarks into more familiar units, say MeV/c^2 , we can use a scaling factor derived, for example, from the well-known and accurately measured mass of the electron:

$$k_{mass} = \frac{m_e}{m_{3Y}} = 0.0568 \left[\frac{MeV/c^2}{preon} \right]. \quad (6)$$

Already mentioned scaling factors for charges and spins are simply $k_{charge} = 1/9$ (in the units of e) and $k_{spin} = 1/2$ (in the units of \hbar).

Applying these factors, we obtain the masses, charges, and spins of the *up* and *down* quarks expressed in the conventional units: $m_{up} = 4.428, m_{down} = 6.983$ (both in MeV/c^2), $q_{up} = +2/3$, $q_{down} = -1/3$, $J_{up} = J_{down} = 1/2$, which match the known experimental values for the quarks.

9 Conclusions

Masses of the second and third generations of fermions can be calculated in a similar way, but using slightly modified formulae. But this is already another story and we shall discuss it elsewhere. Here we only conclude that the Klein topology fits the experimental data fairly well and it seems to be responsible for the enigmatic pattern of the fermion masses.

References

- [1] Luminet, J.-P., Roukema, B.F., *Topology of the Universe: Theory and Observations*, Proc. Cargèse summer school ‘Theoretical and Observational Cosmology’, ed. Lachièze-Rey M., Netherlands, Kluwer, 117 (arXiv:astr-ph/9901364, 1998)
- [2] Bond, J.R., *Cosmic microwave background overview*, Class. and Quant. Grav., **15**, p.2573 (1998)
- [3] Roukema, B.F., *On Determining the Topology of the Observable Universe via 3-D Quasar Positions*, M.N. R.Astron.Soc., **283**, p. 1147 (arXiv:astro-ph/9603052, 1996)
- [4] Levin, J., Scannapieco E., Giancarlo de Gasperis, Silk, J., and Barrow, J.D, *How the Universe got its spots*, Class. and Quant. Grav., **15** No.9, p.2689 (arXiv:astro-ph/9807206, 1998)
- [5] Pati, J.C. *Grand Unification of Quarks and Leptons from One of Preons*, in “Neutrino Physics and Astrophysics”, Erice #10, p.275 (1982)
- [6] Salam, A., *Unification of Fundamental Forces*, Cambridge University Press, pp.143 (1990)
- [7] Georgi, H.Q., Weinberg, S., Phys.Rev.Lett, **33**, p.451 (1974)
- [8] Weinberg, S., Phys.Rev, **D 13**, p.974 (1976)
- [9] Dimopoulos, S., Georgi, H., in the *2nd Workshop on Grand Unification*, Michigan, p.285 (1981)
- [10] Green, M.B., Schwartz, J.H., Witten, E., *Superstring Theory*, Cambridge (1987)
- [11] Donoghue, J.F., Phys.Rev., D **57**, pp.5499-5508 (1998)
- [12] Kastrop, H.A., *The contributions of Emmy Noether, Felix Klein and Sophus Lie to the modern concept of symmetries in physical systems*, in “Symmetries in physics (1600-1980)”, Barcelona, pp.113-163 (1987)
- [13] Groom, D.E., et al.(Particle Data Group), Eur. Phys. Jour, C15, 1 (2000) and 2001 partial update for edition 2002 (URL:http://pdg.lbl.gov)
- [14] Franklin, P., *A six colour problem*, J.Math.Phys, **13**, pp.363-369 (1934)