

## Azimuthal asymmetries and Collins analyzing power \*

A. V. Efremov<sup>a</sup>, K. Goeke<sup>b</sup> and P. Schweitzer<sup>c</sup><sup>a</sup> Joint Institute for Nuclear Research, Dubna, 141980 Russia<sup>b</sup> Institute for Theoretical Physics II, Ruhr University Bochum, Germany<sup>c</sup> Dipartimento di Fisica Nucleare e Teorica, Università di Pavia, Italy**Abstract**

Spin azimuthal asymmetries in pion electro-production in deep inelastic scattering off longitudinally polarized protons, measured by HERMES, are well reproduced theoretically with no adjustable parameters. Predictions for azimuthal asymmetries for a longitudinally polarized deuteron target are given. The  $z$ -dependence of the Collins fragmentation function is extracted. The first information on  $e(x)$  is extracted from CLAS  $A_{LU}$  asymmetry.

**1 Introduction**

Recently azimuthal asymmetries have been observed in pion electro-production in semi inclusive deep-inelastic scattering off longitudinally (with respect to the beam) [1, 2] and transversely polarized protons [3]. These asymmetries contain information on the T-odd “Collins” fragmentation function  $H_1^{\perp a}(z)$  and on the transversity distribution  $h_1^a(x)$  [4]<sup>1</sup>.  $H_1^{\perp a}(z)$  describes the left-right asymmetry in fragmentation of transversely polarized quarks into a hadron [5, 6, 7] (the “Collins asymmetry”), and  $h_1^a(x)$  describes the distribution of transversely polarized quarks in nucleon [4]. Both  $H_1^{\perp a}(z)$  and  $h_1^a(x)$  are twist-2, chirally odd, and not known experimentally. Only recently experimental indications to  $H_1^{\perp}$  in  $e^+e^-$ -annihilation have appeared [8], while the HERMES and SMC data [1, 2, 3] provide first experimental indications to  $h_1^a(x)$ .

Here we explain the observed azimuthal asymmetries [1, 2] and predict pion and kaon asymmetries from a deuteron target for HERMES by using information on  $H_1^{\perp}$  from DELPHI [8] and the predictions for the transversity distribution  $h_1^a(x)$  from the chiral quark-soliton model ( $\chi$ QSM) [9]. Our analysis is free of any adjustable parameters. Moreover, we use the model prediction for  $h_1^a(x)$  to extract  $H_1^{\perp}(z)$  from the  $z$ -dependence of HERMES data. For more details and complete references see Ref.[10, 11, 12]. Finally, using the new information on  $H_1^{\perp}(z)$ , we extract the twist-3 distribution  $e^a(x)$  from very recent CLAS data [13].

\*Presented by A. V. Efremov at DIS2002, Kraków, Poland, 30 April to 4 May 2002.

<sup>1</sup>We use the notation of Ref.[5, 6] with  $H_1^{\perp}(z)$  normalized to  $\langle P_{h\perp} \rangle$  instead of  $M_h$ .

## 2 Transversity distribution and Collins fragmentation function

The  $\chi$ QSM is a quantum field-theoretical relativistic model with explicit quark and antiquark degrees of freedom. This allows an unambiguous identification of quark *and* antiquark distributions in the nucleon, which satisfy all general QCD requirements due to the field-theoretical nature of the model [14]. The results of the parameter-free calculations for unpolarized and helicity distributions agree within (10 – 20)% with parameterizations, suggesting a similar reliability of the model prediction for  $h_1^a(x)$  [9].

$H_1^\perp$  is responsible in  $e^+e^-$  annihilation for a specific azimuthal asymmetry of a hadron in a jet around the axis in direction of the second hadron in the opposite jet [5]. This asymmetry was probed using the DELPHI data collection [8]. For the leading particles in each jet of two-jet events, averaged over quark flavors, the most reliable value of the analyzing power is given by  $(6.3 \pm 2.0)\%$ . However, the larger “optimistic” value is not excluded

$$\left| \frac{\langle H_1^\perp \rangle}{\langle D_1 \rangle} \right| = (12.5 \pm 1.4)\% \quad (1)$$

with unestimated but presumably large systematic errors.

## 3 The azimuthal asymmetry

In [1, 2] the cross section for  $l\vec{p} \rightarrow l'\pi X$  was measured in dependence of the azimuthal angle  $\phi$ , i.e the angle between lepton scattering plane and the plane defined by momentum of virtual photon  $\mathbf{q}$  and momentum  $\mathbf{P}_h$  of produced pion. The twist-2 and twist-3 azimuthal asymmetries read [6]<sup>2</sup>

$$A_{UL}^{\sin 2\phi}(x) \propto \sum_a e_a^2 h_{1L}^{\perp(1)a}(x) \langle H_1^{\perp a/\pi} \rangle / \sum_a e_a^2 f_1^a(x) \langle D_1^{a/\pi} \rangle, \quad (2)$$

$$A_{UL(1)}^{\sin \phi}(x) \propto \frac{M}{Q} \sum_a e_a^2 x h_L^a(x) \langle H_1^{\perp a/\pi} \rangle / \sum_a e_a^2 f_1^a(x) \langle D_1^{a/\pi} \rangle, \quad (3)$$

$$A_{UL(2)}^{\sin \phi}(x) \propto -\sin \theta_\gamma \cdot \sum_a e_a^2 h_1^a(x) \langle H_1^{\perp a/\pi} \rangle / \sum_a e_a^2 f_1^a(x) \langle D_1^{a/\pi} \rangle, \quad (4)$$

with  $\sin \theta_\gamma \approx 2x\sqrt{1-y}(M/Q)$  and  $A_{UL}^{\sin \phi} = A_{UL(1)}^{\sin \phi} + A_{UL(2)}^{\sin \phi}$ . In Eqs.(2-4) the pure twist-3 terms are neglected. The results of Ref.[16] justify to use this WW-type approximation in which  $xh_L = -2h_{1L}^{\perp(1)} = 2x^2 \int_x^1 d\xi h_1(\xi)/\xi^2$ .

We assume isospin symmetry and favoured fragmentation for  $D_1^a$  and  $H_1^{\perp a}$ , i.e.  $D_1^\pi \equiv D_1^{u/\pi^+} = D_1^{d/\pi^-} = 2D_1^{\bar{u}/\pi^0}$  etc. and  $D_1^{\pi^+} = D_1^{u/\pi^+} \simeq 0$  etc.

<sup>2</sup>Note a sign-misprint in Eq.(115) of [6] for the  $\sin \phi$ -term Eq.(3). It was corrected in Eq.(2) of [15]. The conventions in Eqs.(2–4) agree with [1, 2]: Target polarization opposite to beam is positive, and  $z$  axis is parallel to  $\mathbf{q}$  (in [6] it is anti-parallel).

## 4 Explaining, exploiting and predicting HERMES asymmetries

When using Eq.(1) to explain HERMES data, we assume a weak scale dependence of the analyzing power. We take  $h_1^a(x)$  from the  $\chi$ QSM [9] and  $f_1^a(x)$  from Ref.[17], both LO-evolved to the average scale  $Q_{av}^2 = 4 \text{ GeV}^2$ .

In Fig.1 HERMES data for  $A_{UL}^{\sin\phi}(x)$ ,  $A_{UL}^{\sin 2\phi}(x)$  [1, 2] are compared with the results of our analysis. We conclude that the azimuthal asymmetries obtained with  $h_1^a(x)$  from the  $\chi$ QSM [9] combined with the “optimistic” DELPHI result Eq.(1) for the analyzing power are consistent with data.

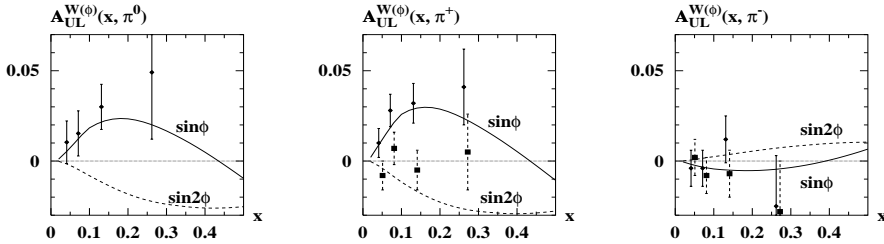


Figure 1: Azimuthal asymmetries  $A_{UL}^{W(\phi)}$  weighted by  $W(\phi) = \sin\phi, \sin 2\phi$  for pions as function of  $x$ . Rhombus (squares) denote data for  $A_{UL}^{\sin\phi}$  ( $A_{UL}^{\sin 2\phi}$ ).

We exploit the  $z$ -dependence of HERMES data for  $\pi^0, \pi^+$  azimuthal asymmetries to extract  $H_1^\perp(z)/D_1(z)$ . For that we use the  $\chi$ QSM prediction for  $h_1^a(x)$ , which introduces a model dependence of order (10 – 20)%. The result is shown in Fig.2. The data can be described by a linear fit  $H_1^\perp(z) = (0.33 \pm 0.06)zD_1(z)$ . The average  $\langle H_1^\perp \rangle / \langle D_1 \rangle = (13.8 \pm 2.8)\%$  is in good agreement with DELPHI result Eq.(1)<sup>3</sup>. The errors are the statistical errors of the HERMES data.

The approach can be applied to predict azimuthal asymmetries in pion and kaon production off a *longitudinally polarized deuterium* target, which are under current study at HERMES. The additional assumption used is that  $\langle H_1^{\perp K} \rangle / \langle D_1^K \rangle \simeq \langle H_1^{\perp\pi} \rangle / \langle D_1^\pi \rangle$ . The predictions are shown in Fig.3. The “data points” estimate the expected error bars. Asymmetries for  $\bar{K}^0$  and  $K^-$  are close to zero in our approach.

Interestingly all  $\sin\phi$  asymmetries change sign at  $x \sim 0.5$  (unfortunately the HERMES cut is  $x < 0.4$ ). This is due to the negative sign in Eq.(4) and the harder behaviour of  $h_1(x)$  with respect to  $h_L(x)$ . This prediction however is sensitive to the favoured fragmentation approximation.

We learn that transversity could be measured also with a *longitudinally* polarized target, e.g. at COMPASS, simultaneously with  $\Delta G$ .

<sup>3</sup>SMC data [3] yield an opposite sign,  $\frac{\langle H_1^\perp \rangle}{\langle D_1 \rangle} = -(10 \pm 5)\%$ , however, seem less reliable.

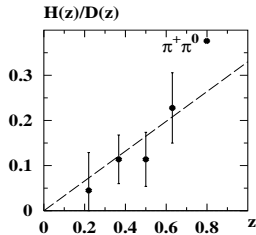


Fig.2.  $H_1^+ / D_1$  vs.  $z$ , as extracted from HERMES data for  $\pi^+$  and  $\pi^0$  production [1, 2].

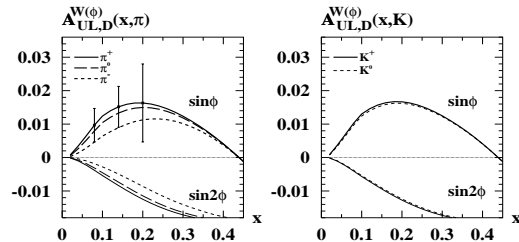


Fig.3. Predictions for  $A_{UL}^{\sin\phi}$ ,  $A_{UL}^{\sin 2\phi}$  from a deuteron target for HERMES. Asymmetries for  $\bar{K}^0$ ,  $K^-$  are close to zero in our approach.

## 5 Extraction of $e(x)$ from $A_{LU}^{\sin\phi}$ asymmetry at CLAS

Very recently the  $\sin\phi$  asymmetry of  $\pi^+$  produced by scattering of polarized electrons off unpolarised protons was reported by CLAS collaboration [13]. This asymmetry is interesting since it allows to access the unknown twist-3 structure functions  $e^a(x)$  which are connected with nucleon  $\sigma$ -term:

$$\int_0^1 dx \sum_a e^a(x) = \frac{2\sigma}{m_u + m_d} \approx 10. \quad (5)$$

The asymmetry is given by [6]

$$A_{LU}^{\sin\phi}(x) \propto \frac{M}{Q} \frac{\sum_a e_a^2 e^a(x) \langle H_1^{\perp a/\pi} \rangle}{\sum_a e_a^2 f_1^a(x) \langle D_1^{a/\pi} \rangle}. \quad (6)$$

Disregarding unfavored fragmentation and using the Collins analysing power extracted from HERMES in Sect.4, which yields for  $z$ -cuts of CLAS  $\langle H_1^{\perp\pi} \rangle / \langle D_1^{\pi} \rangle = 0.20 \pm 0.04$ , we can extract  $e^u(x) + \frac{1}{4}e^d(x)$ . The result is presented in Fig.4. For comparison the Soffer lower bound [18] from twist-3 density matrix positivity,  $e^a(x) \geq 2|g_T^a(x)| - h_L^a(x)$ ,<sup>4</sup> and the unpolarized distribution function  $f_1^u(x)$  are plotted. One can guess that the large number in the sum rule Eq.(5) might be due to, either a strong rise of  $e(x)$  in the small  $x$  region, or a  $\delta$ -function at  $x = 0$  [20].

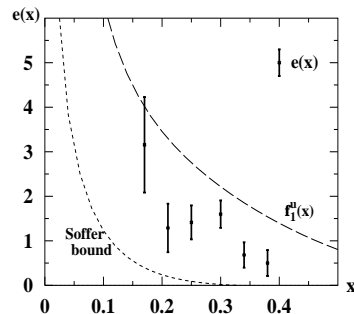


Fig.4. The flavour combination  $e(x) = (e^u + \frac{1}{4}e^d)(x)$ , with error bars due to statistical error of CLAS data, vs.  $x$  at  $\langle Q^2 \rangle = 1.5 \text{ GeV}^2$ . For comparison  $f_1^u(x)$  and the twist-3 Soffer bound are shown.

A. E. is supported by RFBR grant 00-02-16696, INTAS-00/587 and Heisenberg-Landau Programm, and P. S. by the contract HPRN-CT-2000-00130 of the European Commission.

## References

<sup>4</sup>For  $g_T^a(x)$  we use the Wandzura-Wilczek approximation  $g_T^a(x) = \int_x^1 d\xi g_1^a(\xi)/\xi$  and neglect consistently  $\tilde{g}_2^a(x)$  which is strongly suppressed in the instanton vacuum [19]. For  $h_L^a(x)$  we use the analogous approximation, as described in Sect.3.

- [1] A. Airapetian *et al.*, Phys. Rev. Lett. **84** (2000) 4047.
- [2] A. Airapetian *et al.*, Phys. Rev. D **64** (2001) 097101.
- [3] A. Bravar, Nucl. Phys. (Proc. Suppl.) **B79** (1999) 521.
- [4] J. Ralston and D. E. Soper, Nucl.Phys **B152** (1979) 109.  
R. L. Jaffe and X. Ji, Phys. Rev. Lett. **67** (1991) 552; Nucl. Phys **B375** (1992) 527. J. L. Cortes, B. Pire and J. P. Ralston, Z. Phys.**C55** (1992) 409.
- [5] D. Boer, R. Jakob and P.J. Mulders, Phys. Lett. **B424** (1998) 143.0
- [6] P.J. Mulders and R.D. Tangerman, Nucl. Phys. B **461** (1996) 197 [Erratum-  
ibid. B **484** (1996) 538].
- [7] J. Collins, Nucl. Phys. **B396** (1993) 161.  
X. Artru and J. C. Collins, Z. Phys. **C69** (1996) 277.
- [8] A. V. Efremov, O. G. Smirnova and L. G. Tkatchev, Nucl. Phys. (Proc. Suppl.) **74** (1999) 49 and **79** (1999) 554.
- [9] P. V. Pobylitsa and M. V. Polyakov, Phys. Lett. **B 389** (1996) 350.  
P. Schweitzer *et al.*, Phys. Rev. D **64**, 034013 (2001).
- [10] A. V. Efremov *et al.*, Phys. Lett. B **478** (2000) 94.
- [11] A. V. Efremov *et al.*, Phys. Lett. B **522** (2001) 37 [Erratum hep-ph/0204056].
- [12] A. V. Efremov *et al.*, Eur. Phys. J. **C24** (2002) *in press*, hep-ph/0112166.
- [13] H. Avakian [CLAS-Coll.], Talk at "BARYONS-2002".
- [14] D. I. Diakonov *et al.*, Nucl. Phys. **B 480** (1996) 341.
- [15] M. Boglione and P. J. Mulders, Phys. Lett. B **478**, 114 (2000).
- [16] B. Dressler and M. V. Polyakov, Phys. Rev. D **61** (2000) 097501.
- [17] M. Glück, E. Reya and A. Vogt, Z. Phys. **C 67** (1995) 433.
- [18] J. Soffer, Phys. Rev. Lett. **74** (1995) 1292.
- [19] J. Balla, M. V. Polyakov and C. Weiss, Nucl. Phys. B **510** (1998) 327.
- [20] M. Burkardt and Y. Koike, Nucl. Phys. B **632** (2002) 311.