

Upward and Horizontal Tau Air-showers from Earth Crust Coronas: Traces of Highest Energy Neutrinos Beam Dump in Widest Volumes

D Fargion ^{ab}

^aPhysics department, Università degli studi "La Sapienza",
Piazzale Aldo Moro 5, - 00185 Roma, Italy

^bINFN Roma, Istituto Nazionale di Fisica Nucleare, Italy

The expected Ultra High Energy Neutrino signals from PeV's up to GZK energies may arise as Upward and Horizontal Tau air Showers, UPTAUS, and HORTAUS, flashing toward mountain peaks, airplanes, balloons and satellites. The Areas, Volumes and Masses from these Terrestrial Corona at each height are estimated for present and future Tau Air-Showering experiments. While observing from high mountains these masses are comparable to few km³ volumes at EeV's energies and they may even exceed 150 km³ at GZK energies, $E \sim 10^{19}$ eV, while being recording from a satellite looking toward terrestrial Horizontal Corona edges from orbit altitudes.

1. INTRODUCTION : UHE Astronomy

Rarest TeV's gamma signals are at present the most extreme trace of High Energy Astrophysics. The TeV's signals have shown new power-full Jets blazing to us from Galactic or extragalactic edges. At PeV's energies astrophysical Gamma cosmic rays should also be present, but, excluded a very rare and elusive CygX-3 event, they are not longer being observed. While the corresponding PeV's charged cosmic rays are abundantly hitting the atmosphere, these missing PeV's gamma sources are very probably mostly absorbed by their photon interactions (photo-pion productions, electron pairs creation) at the source environment and/or along the photon propagation into the cosmic Black Body Radiation (BBR) or into other di used (radio, infrared, optical) background radiation. Unfortunately PeV's charged cosmic rays, bend and bounded in a random walk by Galactic magnetic fields, lose their original directionality and their astronomical relevance; their resident time in the galaxy is much longer ($10^3 - 10^5$) than neutral ones, as gamma rays, making the charged cosmic rays more probable to be observed by nearly a comparable ratio. On the contrary astrophysical UHE neutrino signals at 10^{13} eV - 10^{19} eV (or higher GZK energies) are unaffected by any radiation cosmic opacity and may

open a very new exciting window to High Energy Astrophysics. Lower energy astrophysical UHE at 10^9 eV - 10^{12} eV should also be present, but their signals are (probably) drowned by the dominant di used atmospheric secondaries noises produced by the same charged (and smeared) UHE cosmic rays (while hitting terrestrial atmosphere), the so called atmospheric neutrinos. In a very far corner, at lowest (MeV's) energy windows, the abundant and steady solar neutrino flux and the prompt (but rarer) neutrino burst from a nearby Super-Novae (SN 1987A), have been in last twenty years, already successfully explored.

1.1. The UHE Km³ detectors

The UHE 10^{13} eV - 10^{16} eV 's astronomy, being weakly interacting and rarer, may be captured mainly inside huge volumes, bigger than Super-Kamiokande ones; at present most popular detectors consider underground ones (Cubic Kilometer Size like AMANDA-NESTOR) or (at higher energy 10^{19} eV - 10^{21} eV) the widest Terrestrial atmospheric sheet volumes (Auger-Arrary Telescope or EUSO atmospheric Detectors). Underground km³ detection is based mainly on (above hundred TeV's energies, after their interaction with matter) leading to kilometer size lepton tracks [16]. Rarest atmospheric horizontal shower are also expected by interactions in air (and, as we

shall discuss, in the Earth Crust). While km^3 detectors are optimal for PeV's neutrino muons, the Atmospheric Detectors (AUGER-EUSO like) exhibit a minimal threshold at highest (10^{18} eV) energies.

1.2. UHECR EeV n and PeV Astronomy

Incidentally just around such EeV (10^{18} eV) energies an associated Ultra High Energy Neutron Astronomy might be possible because of the relativistic neutrons boosted lifetime, comparable to our distance from the Galactic center. Therefore UHE neutrons at EeV may be source of part of UHECR data. Indeed a 4% galactic anisotropy and clustering in EeV cosmic rays is recently emerging [1] along our nearby galactic plane. Therefore AGASA might have already experienced a first UHECR-Neutron astronomy UHENA. This EeV-UHENA signals must also be source of a parasite (10^{17} – 10^{16} eV) secondary tails of UHE neutrino ν_e from the same neutron beta decay in flight. Their oscillations in galactic or extragalactic lights (analogous to atmospheric and solar ones) must guarantee the presence of all lepton flavours nearly at equal foot: ν_e, ν_μ, ν_τ . The latter UHE ν_τ in print (added to other local astrophysical UHE ν_τ production) could be already recorded [9] as Upward Tau Air-Showers Terrestrial Gamma Flash (assumed secondaries of Upward Tau Air-Showers and Horizontal Tau Air-Showers). These estimates are part of present article below.

1.3. GZK Astronomy and Z-Showering

Finally, let us also remind that at highest energy edges (10^9 – 10^{10} eV), a somehow correlated New UHE Astronomy is also expected for charged Cosmic Rays; indeed these UHECR have such a large rigidity to avoid any bending by random galactic or extragalactic magnetic fields; being nearly undeviated UHECR should point toward the original sources showing in sky a new astronomical map. Moreover such UHECR astronomy is bounded by the ubiquitous cosmic 2.75K° BBR screening (the well known Greisen, Zatsepin, Kuz'min GZK cut-off) limiting its origination inside a very local ($\sim 20\text{M pc}$) cosmic volume. Surprisingly, these UHECR above

GZK (already up to day above 60 events) are not pointing toward any known nearby candidate source. Moreover their nearly isotropic arrival distributions underlines and testify a very possible cosmic origination, in disagreement with any local (Galactic plane or Halo) expected footprint by GZK cut-off. A very weak Super-Galactic imprint seem to be present but already above GZK volume. This opened a very hot debate in modern astrophysics known as the GZK paradox. Possible solutions has been found recently beyond Standard Model assuming a non-vanishing neutrino mass. Indeed at such Ultra-High energies, neutrino at ZeV energies (10^{21} eV's) hitting onto relic cosmological light (0.1 – 4eV masses) neutrinos [5] nearly at rest in Dark Hot Halos (galactic or in Local Group) has the unique possibility to produce UHE resonant Z bosons (the so called Z-burst or better Z-Showering scenario): [7], [8], [20], [21]; for a more updated scenario see [13]. Indeed UHE neutrinos are undeviated by magnetic fields and by BBR screening; they may reach us from far cosmic edges with negligible absorption. The UHE Z-shower in its ultra-high energy nucleonic secondary component may be just the observed real UHECR event on Earth. This possibility has been reinforced by very recent correlations (doublets and triplets events) between UHECR directions with brightest Blazars sources at cosmic distances (redshift 0.1) quite beyond ($\sim 300\text{M pc}$) any allowed GZK cut-off [19] [1], [18]. Therefore there might be a role for GZK neutrino fluxes, either as primary in the Z-Showering scenario or, at least, as (but at lower intensities) necessary secondaries of all those UHECR primary absorbed in cosmic BBR radiation fields. Naturally other solutions as topological defects or primordial relics decay may play a role as a source of UHECR, but the observed clustering [1], [19], [18] seems to favor compact sources. The most recent evidence for self-correlations clustering at 10^{19} , $2 \cdot 10^{19}$, $4 \cdot 10^{19}$ eV's energies observed by AGASA (Teshima, ICRR 26 Hamburg presentation 2001) may be a first reflection of UHECR Z-Showering secondaries: $p;p;n;n$ [13]. A very recent solution beyond the Standard Model (but within Super-Symmetry) consider Ultra High Energy Gluinos as the neutral particle bearing UHE signals inter-

acting nearly as an hadron in Terrestrial Atmosphere [2]; this solution has a narrow window for gluino masses allowable (and serious problems in production bounds), but it is an alternative that deserves attention. To conclude the puzzle one really needs to scrutiny the UHE astronomy and to test the GZK solution within Z-Showering Models by any independent search on Earth for such UHE neutrinos traces above PeV's reaching either EeV's-ZeV's extreme energies.

1.4. UHE Astronomy by Air-Shower

Recently [12],[9] it has been proposed a new competitive (and in our opinion, more convenient) UHE detection based on ultra high energy interaction in matter and its consequent secondary decay in light while escaping from the rock (Mountain Chains) or water (Sea) in air leading to Upward or Horizontal Air-Showers (UPTAUS and HORTAUS), [10],[11]. In a pictorial way one may compare the UPTAUS and HORTAUS as the double bang processes expected in km^3 ice-water volumes [17]: the double bang is due first to the UHE interaction in matter and secondly by its consequent decay in light. Here we consider a (hidden) UHE \bar{N} Bang in (the rock-water within a mountain or the Earth Crust) and a bang out in air, whose shower is better observable at high altitudes. The main power of the UPTAUS and HORTAUS detection is the huge amplification of the UHE neutrino signal, which may deliver almost all its energy in numerous secondaries traces (Cherenkov lights, gamma, X photons, electron pairs, collimated muon bundles). Indeed the multiplicity in Air-showers secondary particles, $N_{\text{opt}} \sim 10^{12}$ ($E = \text{PeV}$), $N (< E < 10 \text{ M eV}) \sim 10^8$ ($E = \text{PeV}$), $N_{e^-e^+} \sim 2 \cdot 10^7$ ($E = \text{PeV}$), $N \sim 3 \cdot 10^5$ ($E = \text{PeV}$)^{0.85} makes easy the UPTAUS-HORTAUS discover. These HORTAUS, also named Skimming neutrinos [14], maybe also originated on front of mountain chains [12],[15] either by \bar{N} , N interactions as well as by e^-e^+W ! . This new UHE detection is mainly based on the oscillated UHE neutrino originated by more common astrophysical , secondaries of pion-muon decay at PeV's-EeV's-GZK energies. These oscillations are

guaranteed by Super Kamioyande evidences for flavour mixing within GeV's atmospheric neutrino data as well as by most solid and recent evidences of complete solar neutrino mixing observed by SNO detector. HORTAUS from mountain chains must nevertheless occur, even for no flavour mixing, as being inevitable e^- secondaries of common pion-muon decay chains ($\pi^+ \rightarrow \mu^+ + \nu_\mu$! $e^- + \nu_e$) near the astrophysical sources at PeV's energies. They are mostly absorbed by the Earth and are only rarely arising as UPTAUS. Their Glashow resonant interaction allow them to be observed as HORTAUS only within a very narrow and nearby corona edges at horizons (not to be discussed here). At wider energies windows ($10^{14} \text{ eV} - 10^{20} \text{ eV}$) only neutrino ν_τ play a key role in UPTAUS and HORTAUS. These Showers might be easily detectable looking downward the Earth's surface from mountains, planes, balloons or satellites observer. Here the Earth itself acts as a "big mountain" or a wide beam dump target. The present upward at horizons should not be confused with an independent and well known, complementary (but rarer) Horizontal Tau Air-shower originated inside the same terrestrial atmosphere: we shall refer to it as the Atmospheric Horizontal Tau Air-Shower. The same UPTAUS have a less competitive upward showering due to e^-e^- interactions with atmosphere, showering in thin upward air layers [3]: let us label this atmospheric Upward Tau as A-UPTAUS and consider its presence as a very small additional contribute, because rock is more than 3000 times denser than air. Therefore at different heights we need to estimate the UPTAUS and HORTAUS event rate occurring along the thin terrestrial crust below the observer, keeping care of their correlated variables: from a very complex sequence of functions we shall be able to define and evaluate the effective HORTAUS volumes keeping care of the thin shower beam angle, atmosphere opacity and detector thresholds. At the end of the study, assuming any given neutrino flux, one might be easily able to estimate at each height h_1 the expected event rate and the ideal detector size and sensibility for most detection techniques (Cherenkov, photo-luminescent, gamma rays, X-ray, muon bundles).

2. THE UPTAUS-HORTAUS detection

The airshowers are observable at different height h_1 leading to different underneath observable terrestrial areas and crust volumes. HORTAUS in deep valley are also relate to the peculiar geographical morphology and composition [9] and more in detail as discussed below. We remind in this case the very important role of UHE e^+e^- channels which may be well observable even in absence of any μ , τ , ν UHE sources or any neutrino flavour mixing:

its Glashow peak resonance make these neutrinos unable to cross all the Earth across but it may be observable beyond mountain chain [9]; while testing air-showers beyond a mountain chain one must keep in mind the possible amplification of the signal because of a possible New TeV Physics (see Fig 5) [9]. In the following we shall consider in general the main N, \bar{N} nuclear interaction on Earth crust. It should be kept in mind also that UPTAUS and in particular HORTAUS are showering at very low densities and their geometrical opening angle (here assumed at 1°) is not in general conical (like downward showers) but they are more in a thin fan-like shape (like the observed 8 shaped horizontal Air-Showers). The fan shape is opened by the Terrestrial magnetic field bending. These UPTAUS-HORTAUS duration time is also much longer than common downward showers because their showering occurs at much lower air density: from micro (UPTAUS from mountains) to millisecond (UPTAUS and HORTAUS from satellites) long ashes. Indeed the GRO observed Terrestrial Gamma Flashes, possibly correlated with the UPTAUS [9] show the millisecond duration times. In order to estimate the rate and the fluence for of UPTAUS and HORTAUS one has to estimate the observable mass, facing a complex chain of questions, leading for each height h_1 , to an effective observable surface and volume from where UPTAUS and HORTAUS might be originated. From this effective volume it is easy to estimate the observable rates, assuming a given incoming UHE flux model for galactic or extragalactic sources. Here we shall only refer to the Masses estimate, unrelated to any UHE flux models. These steps are linking simple ter-

restrial spherical geometry and its different geological composition, high energy neutrino physics and UHE interactions, the same UHE decay in flight and its air-showering physics at different quota within terrestrial air density. Detector physics threshold and background noises, signal rates have been kept in mind [9], but they will be discussed and explained in forthcoming papers.

3. The Skin Corona Earth Volumes

Let us therefore define, list and estimate below the sequence of the key variables whose dependence (shown below or derived in Appendices) leads to the desired HORTAUS volumes (useful to estimate the UHE prediction rates) summarized in a last Table and in Conclusions. Let us now show the main functions whose interdependence with the observer altitude lead to estimate the UPTAUS and HORTAUS equivalent detection Surfaces, Volumes and Masses.

1. The horizontal distance d_h at given height h_1 toward the horizons:

$$d_h = 113 \frac{r}{\text{km}} \frac{h_1}{\text{km}} \sqrt{1 + \frac{h_1}{2R}} \quad (1)$$

The corresponding horizontal edge angle θ_h below the horizons ($\theta = 2^\circ$) is:

$$\theta_h = \arccos \frac{R}{(R + h_1)} \cdot 1^\circ \frac{r}{\text{km}} \frac{h_1}{\text{km}} \quad (2)$$

(All the approximations here and below hold for height $h_1 \ll R$)

2. The consequent characteristic lepton energy E_h making decay in flight from d_h distance just nearby the source:

$$E_h = \frac{d_h}{c_0} m c^2 = 2.2 \cdot 10^8 \text{ eV} \frac{r}{\text{km}} \frac{h_1}{\text{km}} \sqrt{1 + \frac{h_1}{2R}} \quad (3)$$

At low quota (h_1 a few km s) the air depth before the Tau decay necessary to develop

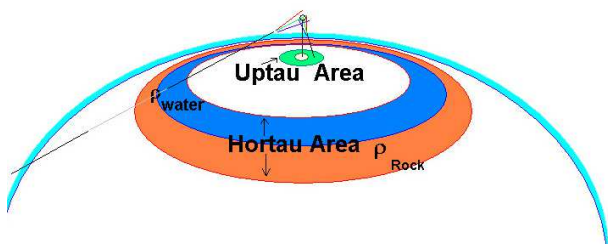


Figure 1. The Upward Tau Air-Shower, UPTAU, and the Horizontal Tau Air-Shower, HORTAU, flashing toward an observer at height h_1 . The HORTAU areas are described for water and rock matter density.

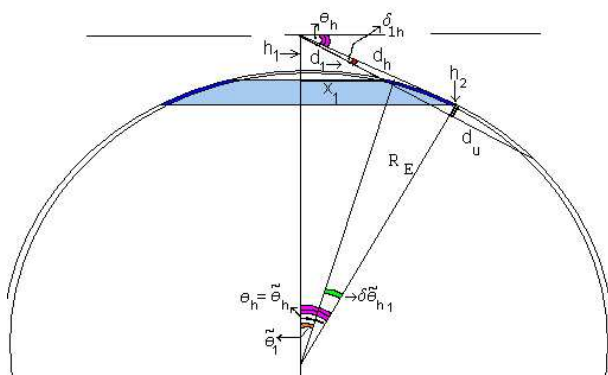


Figure 2. The geometrical disposal of the main parameters in the text defining the UPTAU and HORTAU Areas; the distances are exaggerated for simplicity.

a shower correspond to a Shower distance $d_{sh} = 6 \text{ km s}^{-1} \cdot d_s$. More precisely at low quota ($h_1 = h_0$; $h_0 = 8.55 \text{ km}$):

$$d_{sh} = 5.96 \text{ km} \left[1 + \ln \frac{E}{10^{18} \text{ eV}} \right] \frac{h_1}{r_E} \quad (4)$$

So we may neglect the distance of the parental shower respect to the longest horizons ones. However at high altitude ($h_1 = h_b$) this is no longer the case (see Appendix A). Therefore we shall introduce from here and in next steps a small, but important modification, whose physical motivation is just to include the air dilution role at highest quota: $h_1 \rightarrow \frac{h_1}{1 + h_1/H_0}$, where, as in Appendix A, $H_0 = 23 \text{ km}$. Therefore previous definition becomes:

$$E_h = 2.2 \cdot 10^{18} \text{ eV} \frac{h_1}{1 + h_1/H_0} \left(1 + \frac{h_1}{2R} \right) \quad (5)$$

This procedure, applied tacitly everywhere, guarantees that there we may extend our results to those HORTAU at altitudes where the residual air density must exhibit a sufficient slant depth. For instance, highest 10^{19} eV HORTAU will be not easily observable because their life distance exceed (usually) the horizons air depth lengths.

3. The parental UHE, or e energies E able to produce such UHE E in matter:

$$E = 1.2 E_h = 2.64 \cdot 10^{18} \text{ eV} \frac{h_1}{\text{km}} \quad (6)$$

4. The neutrino (underground) interaction lengths at the corresponding energies is L :

$$L = \frac{1}{E} \frac{N_r}{r} = 2.6 \cdot 10^3 \text{ km} \cdot r^{-1} \frac{E_h}{10^{18} \text{ GeV}}^{0.363} = 304 \text{ km} \frac{\text{rock}}{r} \frac{h_1}{\text{km}}^{0.1815} \quad (7)$$

For more details see [16], [9].

5. The maximal neutrino depth $h_2(h_1)$ under the chord along the UHE neutrino-tau trajectory of length $L(h_1)$:

$$h_2(h_1) = \frac{L_h^2}{2^2 \cdot 2(R + h_1)} \cdot \frac{L_h^2}{8R} \cdot 1.81 \text{ km} \cdot \frac{h_1}{\text{km}}^{0.363} \cdot \frac{\text{rock}}{r}^2 \quad (8)$$

See figure 2, for more details. Because the above h_2 depths are in general not too deep respect to the Ocean depths, we shall consider either sea (water) or rock (ground) materials as Corona matter density.

6. The corresponding opening angle observed from height h_1 , θ_h encompassing the underground height h_2 at horizons edge (see Fig.2) and the nearest UHE arrival directions θ_1 :

$$\theta_h(h_2) = 2 \arctan \frac{h_2}{2d_h} = 2 \arctan \frac{1.81 \cdot 10^3 \cdot \left(\frac{h_1}{\text{km}}\right)^{0.363} \cdot \frac{\text{rock}}{r}^2}{1 + \frac{h_1}{2R}} \cdot 0.91^\circ \cdot \frac{\text{rock}}{r}^2 \cdot \left(\frac{h_1}{\text{km}}\right)^{0.363} \quad (9)$$

7. The underground chord d_{u1} (see Fig.2-4) where UHE propagate and the nearest distance d_1 for light (from the observer toward Earth) along the same d_{u1} direction, within the angle θ_h defined above, angle below the horizons (within the upward UHE neutrino and HORTAU's propagation line) is:

$$d_{u1} = 2 \sin^2(\theta_h + \theta_1) (R + h_1)^2 \cdot d_h^2 \quad (10)$$

Note that by definition and by construction:

$$L = d_1 \quad (11)$$

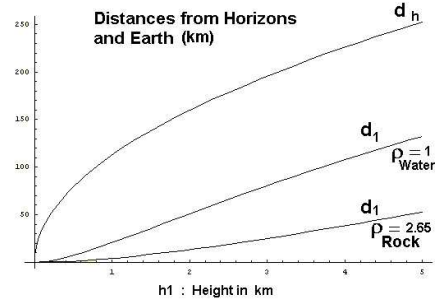


Figure 3. Distances from the observer to the Earth (d_1) for different matter densities or to the Horizons (d_h) for low altitudes

The nearest HORTAU's distance corresponding to this horizontal edges still transparent to UHE is:

$$d_1(h_1) = (R + h_1) \sin(\theta_h + \theta_1) \cdot \frac{1}{2} d_{u1} \quad (12)$$

Note also that for height h_1 km :

$$\frac{d_{u1}}{2} \cdot (R + h_1)^2 \cdot \frac{1}{\sin^2 \theta_h} \cdot \frac{r}{158} \cdot \frac{1h}{1^\circ} \cdot \frac{h_1}{\text{km}} \quad (13)$$

8. The same distance projected cord $x_1(h_1)$ along the horizontal line (see Fig.2):

$$x_1(h_1) = d_1(h_1) \cos(\theta_h + \theta_1) \quad (14)$$

9. The total terrestrial underneath any observer at height h_1 is A_T :

$$A_T = 4 \cdot 10^6 \text{ km}^2 \cdot \frac{h_1}{\text{km}} \cdot \frac{1}{1 + \frac{h_1}{R}} \quad (15)$$

Where $\tilde{\alpha}_h$ is the opening angle from the Earth along the observer and the horizontal point whose value is the maximum observable one. At first sight one may be tempted to consider all the Area A_T for UPTAUS and HORTAUS but because of the air opacity (HORTAUS) or for its paucity (UPTAUS) this is incorrect. While for HORTAUS there is a more complex Area estimated above and in the following, for UPTAUS the Area Ring (or Disk) is quite simpler to derive following very similar geometrical variables summarized in Appendix B.

- $$A_R(h_1) = 2 R^2 (\cos \tilde{\alpha}_1 - \cos \tilde{\alpha}_h) \quad (16)$$

Here $x_1(h_1)$ is the coordinate defined above.

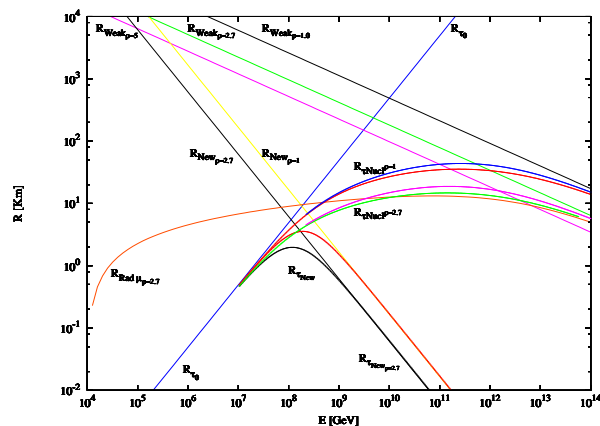


Figure 5. Lepton (and) Interaction Lengths for different matter density: R_0 is the free length, R_{New} is the New Physics TeV Gravity interaction range at corresponding densities, R_{Nuc1} , [9], see also [4], [6], is the combined Ranges keeping care of all known interactions and lifetime and mainly the photo-nuclear one. There are two slightly different split curves (for each density) by two comparable approximations in the interaction laws. R_{Weak} is the electro-weak Range at corresponding densities (see also [16]); [9].

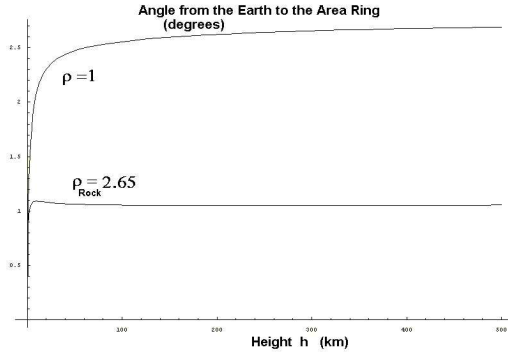


Figure 6. The \tilde{h}_1 opening angle toward Ring Earth Skin for density water and rock

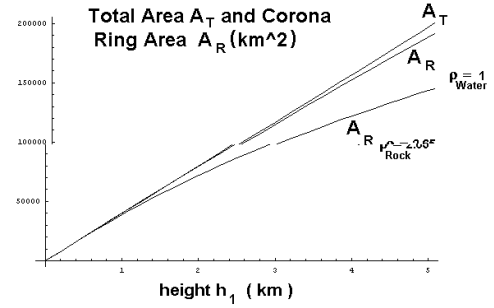


Figure 7. Total Area A_T and Ring Areas for two densities A_R at low altitudes

11. The characteristic interaction lepton tau length l defined at the average E_1 , from interaction in matter (rock or water). These lengths have been derived by analytical equations keeping care of the Tau lifetime, the photo-nuclear losses, the electro-weak losses [9]. See figure 5 below.

12. The l_2 projected along the $\sin(\tilde{h}_1)$:

$$\tilde{h}_1 \approx \tilde{h} \arcsin \frac{x_1}{R} \quad (18)$$

The same quantity in a more direct approximation:

$$\sin \tilde{h}_1 \approx \frac{L}{2R} = \frac{304 \text{ km}}{2R} \approx \frac{\text{rock}}{\text{km}} \frac{h_1}{\text{km}}^{0.1815} \quad (19)$$

From highest ($h = H_0 = 23 \text{ km}$) altitude the exact approximation reduces to:

$$\tilde{h}_1 \approx 1^\circ \frac{\text{rock}}{500 \text{ km}} \frac{h_1}{\text{km}}^{0.1815} \quad (19)$$

Therefore the penetrating skin depth $l_\#$ is

$$l_\# = l \sin \tilde{h}_1 \quad (20)$$

$$\approx 0.0462 \frac{\text{water}}{\text{km}} \frac{h_1}{\text{km}}^{0.1815} \quad (21)$$

Where the ranges in matter, l has been calculated and shown in Fig 5.

13. The analytical expression for the Earth Crust Skin Volumes and Masses under the Earth Skin inspected by HORTAUs are derived combining the above functions on HORTAUs Areas with the previous lepton Tau $l_\#$ vertical depth depths:

$$V_{h_1} = A_R(h_1) l_\# \quad (22)$$

$$M_{h_1} = V_{h_1} \frac{\text{water}}{\text{water}} \quad (23)$$

14. A more approximated but easy to handle expression for Ring area for high altitudes ($h_1 = 2 \text{ km} \leq h_1 \leq R$) may be summarized as:

$$A_R(h_1) \approx 2R^2 \sin \tilde{h}_1 / \left(1 + \frac{2h_1}{R} \right) \approx \frac{L}{2R} \quad (24)$$

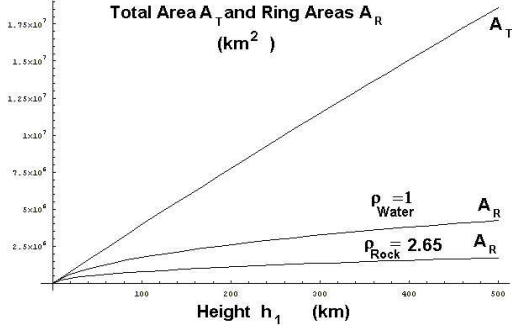


Figure 8. Total Area A_T and Ring Areas A_R for two densities A_R at high altitudes

At high altitudes the above approximation corrected accordingly to the exact one shown in Figure, becomes:

$$A_R(h_1) \approx 2R \cdot \rho_{h_1} \cdot \frac{r}{h_1} \quad (25)$$

r = 4.65 · 10⁶ km, h₁ = 500 km, ρ_{water} = 1

Within the above approximation the total searched Volume V_{h_1} and Mass M_{h_1} from where HORTAUs may be generated is:

$$V_{h_1} = \frac{1}{2} \cdot \frac{2h_1}{R} \cdot \frac{1 + \frac{h_1}{2R}}{1 + \frac{h_1}{R}} \cdot A_L \cdot \frac{1}{h_1} \quad (26)$$

$$M_{h_1} = \frac{1}{2} \cdot \frac{2h_1}{R} \cdot \frac{1 + \frac{h_1}{2R}}{1 + \frac{h_1}{R}} \cdot A_L \cdot \frac{1}{h_1} \quad (27)$$

15. The effective observable Skin Tau Mass $M_{eff}(h_1)$ within the thin HORTAU or UPTAU's Shower angle beam $\theta \approx 1^\circ$ is suppressed by the solid angle of view $\Omega \approx 2.5 \cdot 10^{-5}$.

$$M_{eff}(h_1) = V_{h_1} \cdot \frac{\rho}{\rho_{water}} \quad (28)$$

The Masses $M_{eff}(h_1)$ for realistic high quota experiment are discussed in the Conclusion below.

4. Summary and Conclusions

The discovery of the expected UHE neutrino Astronomy is urgent and just behind the corner. Huge volumes are necessary. Beyond underground km³ detectors a new generation of UHE neutrino calorimeter lay on front of mountain chains and just underneath our feet: The Earth itself offers huge Coronas Volumes as Beam Dump calorimeters observable via upward Tau Air Showers, UPTAU's and HORTAU's. Their effective Volumes as a function of the quota h_1 has been derived by an analytical function variables in equation (17); (20); (23); (28) and Appendix B. These Volumes are discussed below and summarized in the last column of next Table.

At a few tens meter altitude the UPTAU's and HORTAU's Ring are almost overlapping. At low altitude $h_1 \approx 2$ km the HORTAU's are nearly independent on the matter density:

$$M_{eff}(h_1 = 2 \text{ km})(\rho_{water}) = 0.915 \text{ km}^3$$

$$M_{eff}(h_1 = 2 \text{ km})(\rho_{rock}) = 0.889 \text{ km}^3$$

These volumes are the effective Masses expressed in Water equivalent volumes. On the contrary at higher quotas, like highest Mountain observations sites, Airplanes, Balloons and Satellites, the matter density of the HORTAU's Ring Areas play a more and more dominant role asymptotically proportional to h_1^2 :

$$M_{eff}(h_1 = 5 \text{ km})(\rho_{water}) = 3.56 \text{ km}^3$$

$$M_{eff}(h_1 = 5 \text{ km})(\rho_{rock}) = 2.02 \text{ km}^3$$

From Airplanes or balloons the effective volumes M_{eff} increases and the density plays a relevant role.

$$M_{eff}(h_1 = 25\text{km})(W_{ater}) = 28.5\text{km}^3$$

$$M_{eff}(h_1 = 25\text{km})(R_{ock}) = 6.36\text{km}^3$$

Finally from satellite altitudes the same effective volumes M_{eff} are reaching extreme values.

$$M_{eff}(h_1 = 500\text{km})(W_{ater}) = 155.7\text{km}^3$$

$$M_{eff}(h_1 = 500\text{km})(R_{ock}) = 27.8\text{km}^3$$

These M_{assess} must be compared with other proposed km^3 detectors, keeping in mind that these HORTAU's signals conserve the original UHE direction information within a degree. One has to discriminate HORTAU's (only while observing from satellites) from Horizontal High Altitude Showers (HIAS) [11], due to rare UHECR showering on high atmosphere. One might also remind the UPTAU's (at PeV energies) volumes as derived in Appendix B and in [9] whose values (assuming an arrival angle $45^\circ - 60^\circ$ below the horizons) are nearly proportional to the density:

$$M_{eff}(h_1 = 500\text{km})(W_{ater}) = 5.9\text{km}^3$$

$$M_{eff}(h_1 = 500\text{km})(R_{ock}) = 15.6\text{km}^3$$

These widest M_{assess} values, here estimated analytically for any quota, are offering an optimal opportunity to reveal UHE at PeVs and EeVs-GZK energies by corona array detectors (scintillators, Cherenkov, photo-luminescent) facing vertically the Horizontal edges, located at high mountain peaks or at airplane low sides and finally on balloons and satellites.

5. Appendix A

As soon as the altitude h_1 and the corresponding energy E_{h_1} increases the corresponding air density decreases. At a too high quota there is no more X slant depth for any Air-Showering to develop. Indeed its value is :

$$X = \int_{\frac{du}{2} + c_t}^Z d_1 + \frac{du}{2} n_0 e^{\frac{R}{h_0} \int_1^{\frac{h_2}{R} + \frac{x}{R}} \frac{1}{1 - \frac{h_2^2}{R^2} + \frac{x^2}{R^2}} dx} \quad (29)$$

In order to find this critical height h_1 where the maximal energy HORTAU terminates we remind our recent approximation. The transcendental equation that defines the Tau distance c has been more simplified in:

$$\int_0^{Z+1} n_0 e^{\frac{P}{(c+x)^2 + R^2} \frac{R}{h_0}} dx = n_0 h_0 A \quad (30)$$

$$\int_0^{Z+1} n_0 e^{\frac{(c+x)^2}{2h_0 R}} dx = n_0 h_0 A \quad (31)$$

$$c = \frac{P}{2R h_0} \ln \frac{R}{c} \ln A \quad (32)$$

Here $A = A_{Had}$ or $A = A_\gamma$ are slow logarithmic functions of values near unity; applying known empirical laws to estimate this logarithmic growth (as a function of the X slant depth) we derived respectively for hadronic and gamma UHECR showers [9], [10]:

$$A_{Had} = 0.792 \cdot 1 + 0.02523 \ln \frac{E}{10^{19}\text{eV}} \quad (33)$$

$$A_\gamma = 1 + 0.04343 \ln \frac{E}{10^{19}\text{eV}} \quad (34)$$

The solution of the above transcendental equation leads to a characteristic maximal UHE $c = 546\text{ km}$ light distance, corresponding to $E_1 : 10^{19}\text{eV}$ energy whose decay occurs at height $H_0 =$

23 km ; from there on the HORTAUS begins to shower. At higher quotas the absence of air density lead to a suppressed development or to a poor particle shower, hard to be detected. At much lower quota the same air opacity term most of the electromagnetic Shower allowing only to muon bundles to survive at low ($\sim 10^{-3}$) level.

6. Appendix B : The UPTAUS Area

The Upward Tau Air-Showers, mostly at PeV energies, might travel a minimal air depth before reaching the observer in order to amplify its signal. The UPTAUS Disk Area A_U underneath an observer at height h_1 within a opening angle $\tilde{\alpha}_2$ from the Earth Center is:

$$A_U = 2 R^2 (1 - \cos \tilde{\alpha}_2) \quad (35)$$

Where the $\sin \tilde{\alpha}_2 = (x_2/R)$ and x_2 behaves like x_1 defined above for HORTAUS. In general the UPTAUS area are constrained in a narrow Ring (because the mountain presence itself or because the too near observer distances from Earth are encountering a too short air slant depth for showering or a too far and opaque atmosphere for the horizontal UPTAUS):

$$A_U = 2 R^2 (\cos \tilde{\alpha}_3 - \cos \tilde{\alpha}_2) \quad (36)$$

A useful Euclidean approximation is:

$$A_U = h_1^2 (\cot^2 \tilde{\alpha}_2 - \cot^2 \tilde{\alpha}_3) \quad (37)$$

Where $\tilde{\alpha}_2, \tilde{\alpha}_3$ are the outgoing angles on the Earth surface [9].

ρ	$h_1(km)$	$E_r(eV)$	$A_{TOT}(km^2)$	$l_r(km)$	$\tilde{\theta}_{\theta_1}$	$l_r \sin \tilde{\theta}_{\theta_1}(km)$	$A_R(Km^2)$	$\frac{d\Omega}{\Omega}$	$\Delta V(km^3)$	$V_{eff} = \frac{\Delta V \Delta \Omega}{\Omega}$	$\Delta M(km^3)$
1	2	$3 * 10^{18}$	$8 * 10^4$	21	1.25°	0.458	$8 * 10^4$	$2.5 * 10^{-5}$	$3.66 * 10^4$	0.915	0.915
2.65	2	$3 * 10^{18}$	$8 * 10^4$	11	1°	0.1919	$4 * 10^4$	$2.5 * 10^{-5}$	$41.34 * 10^4$	0.335	0.889
1	5	$5 * 10^{18}$	$2 * 10^5$	24.6	1.75°	0.75	$1.9 * 10^5$	$2.5 * 10^{-5}$	$1.425 * 10^5$	3.56	3.56
2.65	5	$5 * 10^{18}$	$2 * 10^5$	12.1	1°	0.211	$1.45 * 10^5$	$2.5 * 10^{-5}$	$3.06 * 10^4$	0.765	2.02
1	25	$8 * 10^{18}$	10^6	27.2	2.35°	1.11	$1.03 * 10^6$	$2.5 * 10^{-5}$	$1.14 * 10^6$	28.5	28.5
2.65	25	$8 * 10^{18}$	10^6	13.1	1.08°	0.247	$3.9 * 10^5$	$2.5 * 10^{-5}$	$9.66 * 10^4$	2.4	6.36
1	500	$1.03 * 10^{19}$	$1.8 * 10^7$	29	2.65°	1.34	$4.65 * 10^6$	$2.5 * 10^{-5}$	$6.23 * 10^6$	155.7	155.7
2.65	500	$1.03 * 10^{19}$	$1.8 * 10^7$	13.7	1°	0.24	$1.75 * 10^6$	$2.5 * 10^{-5}$	$4.2 * 10^5$	10.5	27.8

Figure 9. The Table of the main parameters leading to the effective HORTAUS Mass from the observer height h_1 , the corresponding energy E able to let the reach him from the horizons, the Total Area A_{TOT} underneath the observer, the corresponding propagation length in matter l , the opening angle toward the corona from the Earth $\tilde{\theta}_{h_1}$ and l just orthogonal in the matter $l_{\perp} = l \sin \tilde{\theta}_{h_1}$, the Ring Areas for two densities A_R at characteristic high altitudes h_1 , the corresponding effective Volume V_{eff} : and the consequent Mass M_{eff} : (within the narrow Air-Shower solid angle) as a function of density and height h_1 .

Acknowledgements

The author wishes to thank P.G. De Sanctis Lucentini, C. Leto, M. De Santis for numerical and technical support and Prof. G. Salvini and Prof. B. Mele for useful discussions and comments.

REFERENCES

1. N. Hayashida et al. AGASA collaboration, *Astropart. Phys.* 10 (1999) 303-311.
2. Berezhinsky, V. S. Gazizov A. Z., G. I. Gorodishev S. I., hep-ph/0204357
3. Berezhinsky, V. S. et al., 1990, *Astrophysics of Cosmic Rays* (North Holland ed.)
4. Becattini, F., Bottai, S. 2001, *Astropart. Phys.*, 15, 323
5. Dolgov A. in *Phys. Report.* 2002 (in press) hep-ph/0202122.
6. Dutta Iyer, S., Reno, M. H., Sarcevic, I. & Seckel, D. 2001, *Phys. Rev.*, D 63, 094020.
7. Fargion, D., Salis, A. 1997, *Proc. 25th ICRC. HE-4-6*, 153
8. Fargion, D., Mele B., Salis, A. 1999, *Ap. J.*, 517, 725; astro-ph/9710029.
9. D. Fargion, v570 n2 *ApJ May 10, 2002*; astro-ph/0002453; also astro-ph/9704205;
10. D. Fargion, 27th ICRC 2001, HE 2.5, p. 1297-1300, astro-ph/0106239;
11. D. Fargion, 27th ICRC 2001, HE 1.8, Germ any, 903-906, astro-ph/0107094.
12. Fargion, D., Aiello, A., Conversano, R. 1999, 26th ICRC, HE 6.1, 10, 396-398; astro-ph/9906450.
13. Fargion, D., Grossi, M., De Sanctis Lucentini, P. G., Di Troia, C. *J. Phys. Soc. Jpn.* Vol. 70, p. 46-57, 2001; hep-ph/0108050.
14. J. L. Feng, Peter Fisher, Frank Wilczek, Terrence Yu; hep-ph/0105067
15. G. W. S. Hou, M. A. Huang; astro-ph/0204145.
16. Gandhi, R., Quigg, C., Reno, M. H., Sarcevic, I. 1998, *Phys. Rev. D*, 58, 093009
17. Learned J. G., Pakvasa, S. 1995, *Astropart. Phys.* 3, 267
18. Takeda M. and AGASA Collaboration, *J. Phys. Soc. Jpn.* Vol. 70, p. 15-21, 2001.
19. T. Inyakov P., Tkachev I., *J. Phys. Soc. Jpn.* Vol. 70, p. 58-63, 2001.
20. Yoshida S., Sigl G., Lee S. 1998, *Phys. Rev. Lett.* 81, 5505;
21. Weiler T. 1999, *Astropart. Phys.* 11, 303.