

RATIOS OF ANTIPARTICLE/PARTICLE YIELDS IN HADRON-HADRON AND HEAVY ION COLLISIONS

Yu.M.Shabelski ¹

Petersburg Nuclear Physics Institute,
Gatchina, St. Petersburg 188300 Russia

*Lecture, given at XXXVII Rencontres de MORIOND,
Les Arcs, France, 2002*

Abstract

We compare the numerical results for antibaryon/baryon production ratios in high energy heavy ion collisions with some theoretical models.

The first RHIC experimental data collected in [1] show that the values of antibaryon/baryon production ratios in midrapidity region of Au-Au central collisions at $\sqrt{s_{NN}} = 130$ GeV are rather small in comparison with the most of theoretical predictions. Really, the values of the order of 0.6 for \bar{p}/p and 0.73 ± 0.03 for $\bar{\Lambda}/\Lambda$ were measured [1] whereas the standard Quark-Gluon String Model (QGSM) [2,3,4,5] predicts in both cases the values more than 0.9 and in the String Fusion Model [1] the predicted values are about 0.8 and about 0.87, respectively.

The main part of B and \bar{B} should be produced at high energies as $B - \bar{B}$ pairs. It means that the additional source of the baryons in the midrapidity region is needed. The realistic source of the transfer of baryons charge over long rapidity distances can be realized via the string junction (SJ) diffusion where it can combine three sea quarks into a secondary baryon (but not antibaryon), see [6].

In such a picture where the transfer of baryon charge is connected with SJ exchange there exist three different possibilities to produce a secondary baryon which are shown in Fig. 1 [7].

This additional transfer of baryon number to the midrapidity region is governed by contribution [7]

$$G_{uu}^p = G_{ud}^p = a_N \sqrt{z} [v_0 \epsilon (1 - z)^2 + v_q z^{3/2} (1 - z) + v_{qq} z^2], \quad (1)$$

where the items proportional to v_{qq} , v_q and v_0 correspond to the contributions of diagrams Fig. 1a, 1b and 1c, respectively. The most important in the midrapidity region at high energies is the diagram Fig. 1c which obeys the baryon number transfer to rather large rapidity region.

In agreement with the data the parameter ϵ in Eq. (1) is rather small. However different data are in some disagreement with each other, see the detailed analyses in [7]. Say, x_F - distributions of secondary protons and antiprotons produced at 100 and 175 GeV/c (triangles, [8]) and at 17.3 GeV/c (squares, [9]) are in better agreement with $\epsilon = 0.05$, as it is shown in Fig. 2, whereas ISR data [10] are described better with $\epsilon = 0.2$, see Fig. 3. In both Figs. 2 and 3 the variants with $\epsilon = 0.05$ are shown by solid curves and the variants with $\epsilon = 0.2$ by dashed curves.

¹E-mail SHABELSK@THD.PNPI.SPB.RU

Some part of this disagreement can be connected with different energies. In Fig. 1c two additional mesons M should be produced in one of the strings that can give the additional smallness [11] at not very high energy. Another source of disagreement of the data at low and high energies can come from the fact that the suppression of baryon number transfer to large rapidity distance Δy should be proportional to

$$e^{-(\alpha_{SJ}-1)\cdot\Delta y}, \quad (2)$$

and the effective value of α_{SJ} can depend on the energy due to Regge cut contribution [12].

In the case of $\pi^- p \rightarrow \Omega X$ reaction the contribution (1) leads to the contradiction with additive quark model [13] because the yields of Ω in the central region is permanently larger than the yields of $\bar{\Omega}$.

For the case of hadron-nucleus collisions the yields of secondaries can be calculated in QGSM by similar way [3, 14] as the hN collisions and also with including SJ contributions.

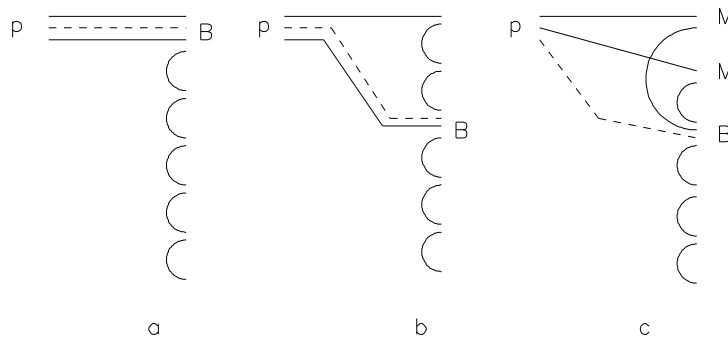


Figure 1: Three different possibilities of secondary baryon production in pp collisions: SJ together with two valence and one sea quarks (a), together with one valence and two sea quarks (b), together with three sea quarks (c).

In the case of heavy ion (A-B) collisions the multiple scattering theory allows one to account for the contribution of all Glauber-type diagrams only using some Monte Carlo method where the integrals with dimension of about $2 \cdot A \cdot B$ should be calculated in coordinate space [15, 16]. The analytical calculations allow one to account only some classes of diagrams [17, 18, 19]. One of approaches here is so called rigid target approximation where it is assumed that for the forward hemisphere we can neglect by the binding of projectile nucleons (i.e. consider them as a beam of free nucleons and every of them can interact with target nucleus). The last one is considered as a dense medium. And vice versa, for the backward hemisphere we consider the target nucleons as a beam of free nucleons and every of them can interact with dense medium of projectile nucleus.

All details and needed formulae can be found in [5, 19]. The resulting expression for secondary h production in $A - B$ collisions reads as

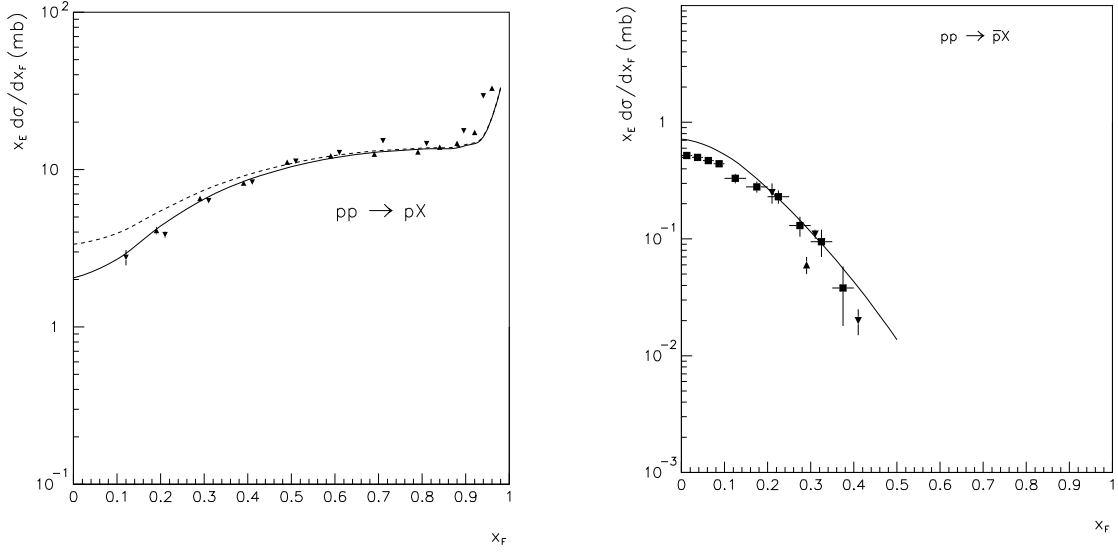


Figure 2: x_F -distributions of secondary protons and antiprotons produced in pp collisions at 100 and 175 GeV/c (triangles, [8]) and at 17.3 GeV/c (squares, [9]).

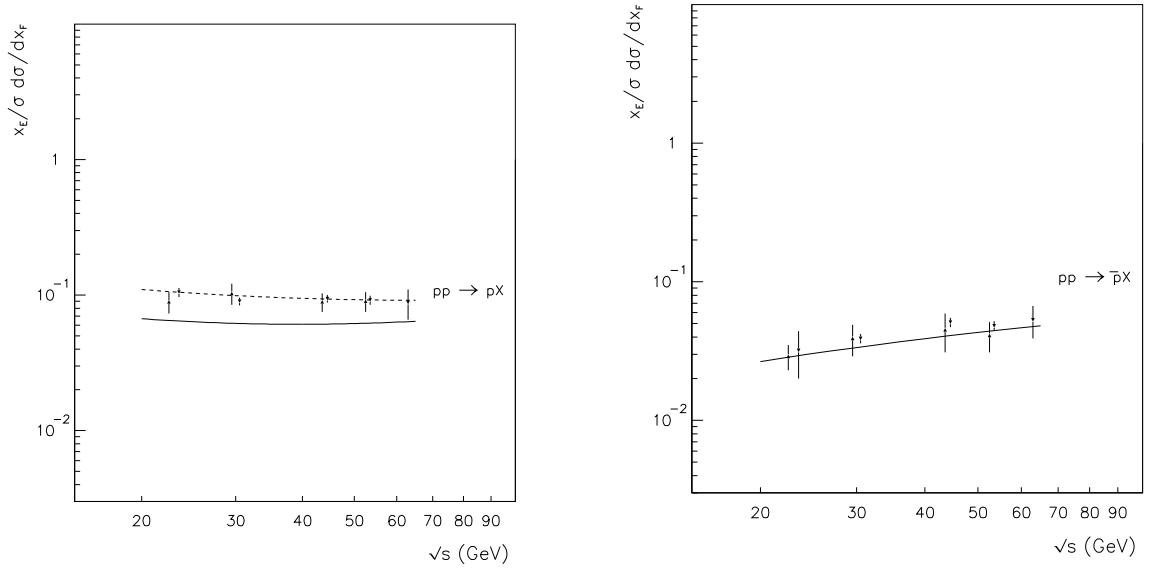


Figure 3: Secondary proton and antiproton yields at ISR energies [10] at 90° in c.m.s.

Table 1: Antibaryon/baryon yields for secondaries produced at RHIC in midrapidity region at $\sqrt{s}=130$ GeV

	QGSM		Exper.
	$\epsilon = 0.05$	$\epsilon = 0.2$	
\bar{p}/p	0.83	0.67	~ 0.6
Λ/Λ	0.83	0.64	0.73 ± 0.03

$$\begin{aligned}
\frac{1}{\sigma_{AB}^{prod}} \frac{\sigma(AB \rightarrow hX)}{dy} &= \theta(y) \langle N_A \rangle \frac{1}{\sigma_{NB}^{prod}} \frac{\sigma(NB \rightarrow hX)}{dy} + \\
&+ \theta(-y) \langle N_B \rangle \frac{1}{\sigma_{NA}^{prod}} \frac{\sigma(NA \rightarrow hX)}{dy}, \quad (3)
\end{aligned}$$

where $\langle N_A \rangle$ and $\langle N_B \rangle$ are the average numbers of interacting nucleons in nuclei A and B . They depend on the $A - B$ impact parameter, A/B ratio, etc. [21] The presented approach can be consider to be close to some versionm of intranuclear cascade model. However, many interference contributions can be reestablished [22] with the help of AGK cutting rules [23].

It is necessary to note that at RHIC energies we observed experimentally rather new effect — very large shadowing of hadron production due to the important contribution of diagrams containing the multipomeron interactions. This effect is based on the prediction of Gribov theory for reggeon diagram technique [24] which was consider in details [25, 26] for the case of nucleus-nucleus interactions, and it reproduces the RHIC data in different model approach [27, 28, 20] based on the Gribov picture.

Acknowledgements

This work was supported by grants NATO PSTCLG 977275 and RFBR 01-02-17095. I am very grateful to G.Arakelyan, A.Capella, J.Dias de Deus, A.Kaidalov and R.Ugoccioni for collaboration and useful discussins.

References

- [1] N.Armesto, C.Pajares and D. Sousa; hep-ph/0104269.
- [2] A.B.Kaidalov and K.A.Ter-Martirosyan. Yad.Fiz. 39 (1984) 1545; 40 (1984) 211.
- [3] A.B.Kaidalov, Yu.M.Shabelski and K.A.Ter-Martirosyan. Yad.Fiz. 43 (1986) 1282.
- [4] Yu.M.Shabelski. Z.Phys. C57 (1993) 409.
- [5] J.Dias de Deus and Yu.M.Shabelski; hep-ph/0107136.

- [6] B.Kopeliovich and B.Povh. Phys.Lett. B446 (1999) 321.
- [7] G.Arakelyan, A.Capella, A.B.Kaidalov and Yu.M.Shabelski; hep/ph/0103337.
- [8] A.E.Brenner et al., Phys.Rev. D26 (1982) 1497. NA49 Coll.
- [9] NA 49 Coll. Talk by Rybicky at CERN Heavy Ion Forum, 18 October 2000 and private communication by H.G.Fisher.
- [10] M.Banner et al., Phys.Lett. B41 (1972) 547. B.Alper et al. Nucl.Phys. B100 (1975) 237.
- [11] K.A.Ter-Martirosyan and Yu.M.Shabelski. Yad.Fiz. 25 (1977) 403; 570.
- [12] A.Schaale and Yu.M.Shabelski. Yad.Fiz. 46 (1987) 594.
- [13] V.V.Anisovich, M.N.Kobrinski, J.NYIRI and YU.M.Shabelski. Sov.Phys.Usp. 27 (1984) 901.
- [14] Yu.M.Shabelski. Z.Phys. C38 (1988) 569.
- [15] Yu.M.Shabelski. Yad.Fiz. 51 (1990) 1396.
- [16] D.Krpic and Yu.M.Shabelski. Yad.Fiz. 52 (1990) 766; Z.Phys. C48 (1990) 483.
- [17] M.A.Braun. Yad.Fiz. 45 (1987) 1625.
- [18] K.G.Boreskov and A.B.Kaidalov. Yad.Fiz. 48 (1988) 575.
- [19] V.M.Braun and Yu.M.Shabelski. Int J. of Mod.Phys. A3 (1988) 2417.
- [20] J.Dias de Deus, Yu.M.Shabelski and R.Ugoccioni; hep-ph/010.
- [21] C.Pajares and Yu.M.Shabelski. Phys.Atom.Nucl. 63 (2000) 908.
- [22] Yu.M.Shabelski. Phys.Atom.Nucl. 62 (1999) 345.
- [23] V.A.Abramovsky, V.N.Gribov and O.V.Kancheli. Yad.Fiz. 18 (1973) 595.
- [24] V.N.Gribov. JETP 26 (1968) 414.
- [25] V.N.Gribov. Zh.Eksp.Teor.Fiz. 56 (1968) 892; 57 (1969) 1306.
- [26] J.Pumplin and M.Ross. Phys.Rev.Lett. 21 (1968)1778.
- [27] A.Capella, A.B.Kaidalov and J.Tran Thanh Van. Heavy Ion Physics 9 (1999) 169.
- [28] J.Dias de Deus and R.Ugoccioni. Phys.Lett. B494 (2000) 53; B491 (2000) 253.