

A new determination of polarized parton densities in the nucleon

Jan Bartelski

Institute of Theoretical Physics, Warsaw University,
Hoża 69, 00-681 Warsaw, Poland.

Stanisław Tatur

Nicolaus Copernicus Astronomical Center,
Polish Academy of Sciences,
Bartycka 18, 00-716 Warsaw, Poland.

Abstract

We have made a new next to leading order QCD fit using all experimental data on spin asymmetries measured in the deep inelastic scattering on different nucleon targets. The functional form of determined polarized parton densities is based on MRST 2001 fit to unpolarized deep inelastic data. We get (at $Q^2 = 1 \text{ GeV}^2$) $\Delta u = 0.85, \Delta d = -0.40, \Delta s = -0.06, \Delta \Sigma = 0.39$ and $a_3 = g_A = 1.25$. The last number is a result of our fit and not an assumption. With small Δs value and $\Delta \Sigma$ comparable to a_8 the results of our new fit are quite different in character from our previous fits.

The experimental data on deep inelastic scattering of leptons on nucleons for polarized particles was collected for many years in experiments made in SLAC [1-10], CERN [11-16] and DESY [17, 18]. The results were analyzed by many experimental and theoretical groups and analysis up to next to leading order (NLO) QCD polarized parton distributions were determined [19-27]. In the present paper we do not consider any new experimental data. All the existing experimental data on polarized deep inelastic scattering were already included in our latest fit [26] where also polarized parton densities (using next to leading order QCD analysis) were determined. Our method of determination of polarized parton densities depends very strongly on the parton distributions for unpolarized case. The unpolarized parton distributions are given as sums of $+$ and $-$ parton components (densities of quarks and gluons with helicity along or opposite to the helicity of the parent nucleon) and the polarized as a difference. The asymptotic behaviour of our polarized parton distributions is determined (up to the condition that the corresponding parton densities are integrable) by the fit to unpolarized data.

Recently a new determination of unpolarized parton densities performed by Martin, Roberts, Stirling and Thorne [27] was published. This new fit has substantially modified (compared to older MRST [28] fits) small x behaviour of valence u quark and non-positive gluon density. We want to check how the new functional form of parton distributions influences our fits. In this paper we want to follow the method used in [29, 24, 25, 26] and without introducing any additional parameters update our fit to all existing experimental data on spin asymmetries. Despite of the fact that we only modify the functional dependence of the fitted (at $Q^2 = 1 \text{ GeV}^2$) parton densities the resulting parton densities, and integrated values Δu , Δd , Δs and ΔG , are significantly changed and the value of total quark polarization $\Delta\Sigma$ is strongly increased. As in [24, 25] we make fits to two samples of the data. In the first group we will have data for similar x and different Q^2 and in the second the "averaged" data over Q^2 . We will use mainly data for spin asymmetry at given x and different Q^2 . Altogether we have 441 experimental points. The results for the second sample were used as a check and it comes out that the results for both fits are very close.

Experiments on unpolarized targets provide information on the unpolarized quark densities $q(x, Q^2)$ and $G(x, Q^2)$ inside the nucleon. These densities can be expressed in term of $q^\pm(x, Q^2)$ and $G^\pm(x, Q^2)$, i.e. densities of quarks and gluons with helicity along or opposite to the helicity of the parent nu-

clean:

$$q = q^+ + q^-, \quad G = G^+ + G^-, \quad (1)$$

where q stands for quark and antiquark contributions.

The polarized parton densities, i.e. the differences of q^+ , q^- and G^+ , G^- are given by:

$$\Delta q = q^+ - q^-, \quad \Delta G = G^+ - G^-. \quad (2)$$

We will try to determine $q^\pm(x, Q^2)$ and $G^\pm(x, Q^2)$, hence our results strongly depend on the fit to unpolarized data.

Our starting point are the formulas for unpolarized quark and gluon distributions gotten (at $Q^2 = 1 \text{ GeV}^2$) from the fit performed by Martin, Roberts, Stirling and Thorne [27] (they use $\Lambda_{\overline{MS}}^{n_f=4} = 0.323 \text{ GeV}$ and $\alpha_s(M_Z^2) = 0.119$)

We will split q and G , as was already discussed in [24, 25, 26], into two parts in such a manner that the distributions $q^\pm(x, Q^2)$ and $G^\pm(x, Q^2)$ remain positive. Our polarised densities for quarks and gluons are parametrised as follows:

$$\begin{aligned} \Delta u_v(x) &= x^{-0.75}(1-x)^{3.33}(a_1 + a_2\sqrt{x} + a_4x), \\ \Delta d_v(x) &= x^{-0.73}(1-x)^{3.88}(b_1 + b_2\sqrt{x} + b_3x), \\ 2\Delta\bar{u}(x) &= 0.4\Delta M(x) - \Delta\delta(x), \\ 2\Delta\bar{d}(x) &= 0.4\Delta M(x) + \Delta\delta(x), \\ 2\Delta\bar{s}(x) &= 0.2\Delta M_s(x), \\ \Delta G(x) &= x^{-0.91}(1-x)^{3.70}(d_1 + d_2\sqrt{x} + d_3x). \end{aligned} \quad (3)$$

where:

$$\begin{aligned} \Delta M(x) &= x^{-0.76}(1-x)^{7.10}(c_1 + c_2\sqrt{x}), \\ \Delta M_s &= x^{-0.76}(1-x)^{7.10}(c_{1s} + c_{2s}\sqrt{x}), \\ \Delta\delta(x) &= x^{0.24}(1-x)^{9.10}c_3(1 + 14.05x - 45.52x^2), \end{aligned} \quad (4)$$

We have assumed similar distributions for antiquarks and quarks from a "sea". We also define:

$$\begin{aligned} \Delta u &= \Delta u_v + 2\Delta\bar{u}, \\ \Delta d &= \Delta d_v + 2\Delta\bar{d}, \\ \Delta s &= 2\Delta\bar{s}, \end{aligned} \quad (5)$$

and

$$\begin{aligned}
\Delta\Sigma &= \Delta u + \Delta d + \Delta s, \\
a_8 &= \Delta u + \Delta d - 2\Delta s, \\
a_3 &= \Delta u - \Delta d = g_A.
\end{aligned} \tag{6}$$

We use, as before [24, 25, 26], additional independent parameters for the strange "sea" contribution with the same as for non-strange "sea" functional dependence. Maybe not all parameters are important in the fit and it could happen that some of the coefficients in eq.(3,4) taken as free parameters in the fit are small or in some sense superfluous. Putting them to zero (or eliminating them) increase χ^2 only a little but makes the quantity χ^2/N_{DF} smaller. We will see that that is the case with some parameters introduced in eqs. (3) and (4). There is some problem in our method in choosing an expression for $\Delta G(x)$. In the MRST [27] expression for $G(x) = 1.90x^{-0.91}(1-x)^{3.70}(1 + 1.26\sqrt{x} - 1.43x) - 0.21x^{-1.33}(1-x)^{10}$ the second part is negative and most singular for small x values. In our procedure we would like to have finite ΔG , hence we do not include this term.

In order to get the unknown parameters in the expressions for polarized quark and gluon distributions (eqs.(3,4)) we calculate the spin asymmetries (starting from initial $Q^2 = 1 \text{ GeV}^2$) for measured values of Q^2 and make a fit to the experimental data on spin asymmetries for proton, neutron and deuteron targets. The spin asymmetry $A_1(x, Q^2)$ can be expressed via the polarized structure function $g_1(x, Q^2)$ as

$$A_1(x, Q^2) \cong \frac{(1 + \gamma^2)g_1(x, Q^2)}{F_1(x, Q^2)} = \frac{g_1(x, Q^2)}{F_2(x, Q^2)}[2x(1 + R(x, Q^2))], \tag{7}$$

where $R = [F_2(1 + \gamma^2) - 2xF_1]/2xF_1$, whereas $\gamma = 2Mx/Q$ (M stands for proton mass). We will take the new determined value of R from the [30]. In calculating $g_1(x, Q^2)$ and $F_2(x, Q^2)$ in the next to leading order we use procedure described in [24] following the method described in [20, 31] performing calculations with Mellin transforms and then calculating Mellin inverse. Having calculated the asymmetries according to equation (7) for the value of Q^2 obtained in experiments we can make a fit to asymmetries on proton, neutron and deuteron targets. The value of a_3 is not constrained in such fit. We will also do not fix a_8 value but we will add it as an extra

experimental point (from hyperon decays one has $a_8 = 0.58 \pm 0.1$, where we enhance (to 3σ) an error). It means that we simply add to χ^2 the term connected with experimental point from hyperon decays.

As was mentioned before not all parameters are important in the fits. It seems that some of the parameters of the most singular terms are superfluous and we can eliminate them. We will assume $c_{1s} = c_1$ (i.e. the most singular terms for strange and non-strange sea contributions are equal). Fixing these parameters in the fit practically does not change the value of χ^2 but improves χ^2/N_{DF} . In this case we get the following values of parameters from the fit to all existing data for $Q^2 \geq 1 \text{ GeV}^2$ for spin asymmetries:

$$\begin{aligned} a_1 &= 0.16, & a_2 &= -2.38, & a_4 &= 9.66, \\ b_1 &= -0.04, & b_2 &= -1.64, & b_3 &= -0.04, \\ c_1 &= -0.07, & c_2 &= 2.29, & c_3 &= -1.20, \\ c_{1s} &= c_1, & c_{2s} &= -0.55, \\ d_1 &= -1.85, & d_2 &= 11.3, & b_3 &= 21.2. \end{aligned} \tag{8}$$

The quark and gluon distributions obtained from our fit lead for $Q^2 = 1 \text{ GeV}^2$ to the following integrated (over x) quantities: $\Delta u = 0.85, \Delta d = -0.40, \Delta s = -0.06, \Delta u_v = 0.77, \Delta d_v = -0.68, 2\Delta \bar{u} = 0.08, 2\Delta \bar{d} = 0.28$.

We have positively polarized sea for up and down quarks and small negatively polarized sea for strange quarks. The gluon polarization is large and negative. We got the value of $a_3 = g_A = 1.25$ which comes out very close to the experimental value.

As is seen from eqs.(3) and (4) the small x behaviour of expressions for valence u, d quarks and sea contribution ΔM have very similar behaviour at small values of x . So one cannot expect that the splitting into valence and "sea" contributions will be well determined in the fit. The values of quantities that are better determined, integrated in the whole region of x , $\Delta u = 0.85, \Delta d = -0.40, \Delta s = -0.06, \Delta \Sigma = 0.39$ and $g_A = 1.25$ can be compared with the values from previous fit [26] (called A'_2) $\Delta u = 0.77, \Delta d = -0.57, \Delta s = -0.19, \Delta \Sigma = 0.01$ and $g_A = 1.34$. It seems that improvement of the MRST 2001[27] in comparison to MRST 98 [28] changes significantly the obtained results. The results in the "measured" region $0.003 \leq x \leq 1$ are: $\Delta u = 0.75, \Delta d = -0.34, \Delta s = -0.04, \Delta \Sigma = 0.37$ and $g_A = 1.09$ to be compared with the previous results [26] of fit A'_2 $\Delta u = 0.80, \Delta d = -0.43, \Delta s = -0.11, \Delta \Sigma = 0.26$ and $g_A = 1.23$. We have the value of $\Delta G =$

-14.0 integrated in the whole region of x and $\Delta G = -2.4$ in the measured region of x . We would like to stress that the value of $\chi^2 = 384.2$ for the present fit is much higher than in [26].

We want to make some comments about the assumed expression for gluonic part $\Delta G(x)$ in eq.(3). As we already mentioned before the condition that ΔG should be integrable was used by us and that means that the most singular part of G dropped out in ΔG parametrization. We have not assumed positivity for gluon contribution because already in unpolarized case $G(x)$ was negative for small x values (assuming positivity for G^+ and G^- does not change the fit significantly, namely $\chi^2 = 386.8$). When we take for $\Delta G(x)$ the same functional form as for $G(x)$ leaving most singular term for small x (not integrable) we get fit with smaller χ^2 namely 376.2 (there are some changes in parameters but the character of the fit does not change). We get for example $\Delta u = 0.87, \Delta d = -0.37, \Delta s = -0.03, \Delta \Sigma = 0.47$ and $g_A = 1.25$. The value of ΔG is -0.35 in the measured region but integrated up to point 0.001 is 3.55. In our considerations concerning polarized quark distributions by taking functional form from unpolarized fits and assuming positivity conditions we are trying to preserve interpretation of valence and sea quarks. The positivity conditions make that the value χ^2 increases (the arbitrariness of the fitting functions is restricted).

We have also made a fit where we have not assumed any positivity conditions. It means that functional form for parton densities was used with arbitrary parameters in eqs.(3) and (4), without any additional positivity restrictions. In this case we get the values for integrated valence and "sea" quarks that do not allow simple interpretation. We get as expected much smaller χ^2 value, namely 362.2. The integration in the whole x region gives: $\Delta u = 0.88, \Delta d = -0.39, \Delta s = -0.04, \Delta \Sigma = 0.44$ and $g_A = 1.27$. $\Delta G = -2.93$. In this case we get value of χ^2 much smaller than in our basic fit, g_A is coming out correctly (not being taken as an input) and we get rather small value of Δs and relatively high $\Delta \Sigma$. It seems that it is what differs our present fit coming from updated MRST 2001 [27] fit in comparison with our previous fit [26]. Rather small value of Δs and $\Delta \Sigma$ comparable with a_8 reminds Ellis-Jaffe assumptions [32].

The values of $\Delta u, \Delta d, \Delta s, \Delta \Sigma$ and g_A do not change much using different assumptions about gluon contribution. If we put gluon contribution (for $Q^2 = 1 \text{ GeV}^2$) arbitrarily equal to zero ($\Delta G = 0$) we get in such case an increase in $\chi^2 = 393.2$ and: $\Delta u = 0.84, \Delta d = -0.42, \Delta s = -0.07, \Delta \Sigma = 0.36$

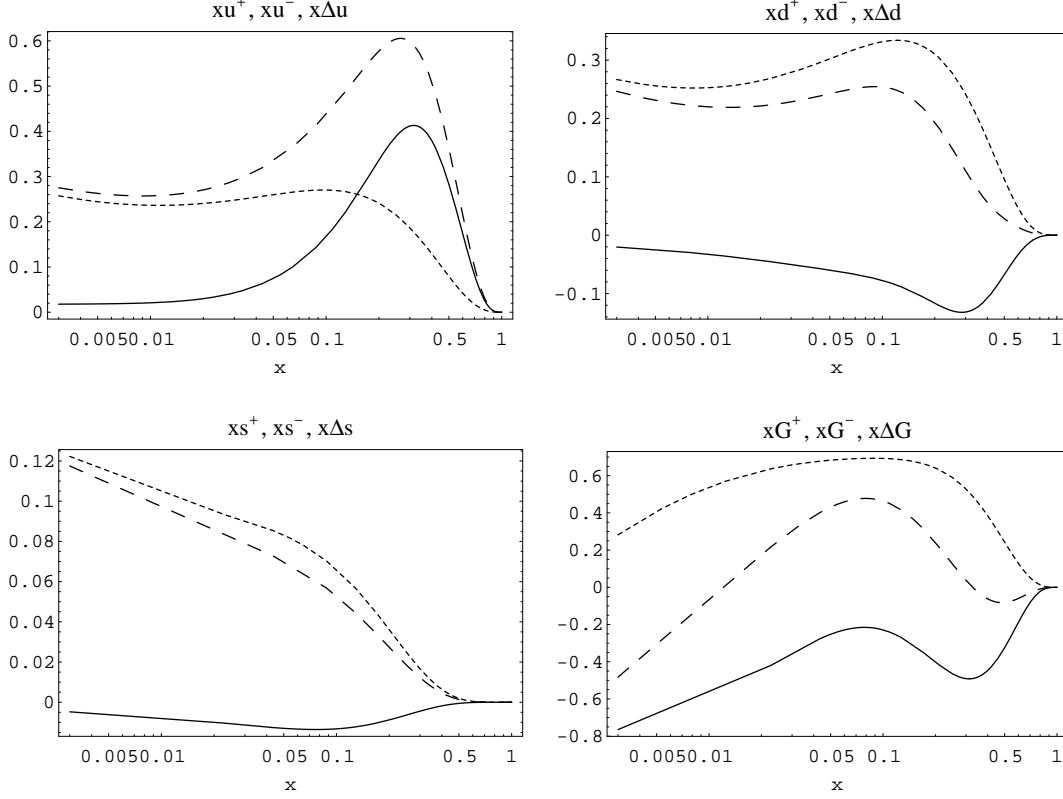


Figure 1: The quark (for different flavours) and gluon densities versus x gotten from our fit. The solid lines represent parton polarization, whereas dashed (dotted) lines correspond to + (–) helicity component of parton distribution.

and $g_A = 1.26$.

In our fitting procedure we actually determine + and – helicity components of parton densities. Polarised quark distributions for up and down quarks as well as strange quarks and gluons for $Q^2 = 1 \text{ GeV}^2$ are presented in fig.1

In the fig.2 the values of functions of $\Delta u(x)$, $\Delta d(x)$, $\Delta \Sigma(x)$ and $\Delta G(x)$ obtained in the present fit are compared with the corresponding fit to non averaged spin asymmetries [26] called A'_2 . One can see significant changes in these distributions.

In the fig.3 we present as an example the comparison of structure functions g_1^p , g_1^d and g_1^n at the values of Q^2 corresponding to data from averaged

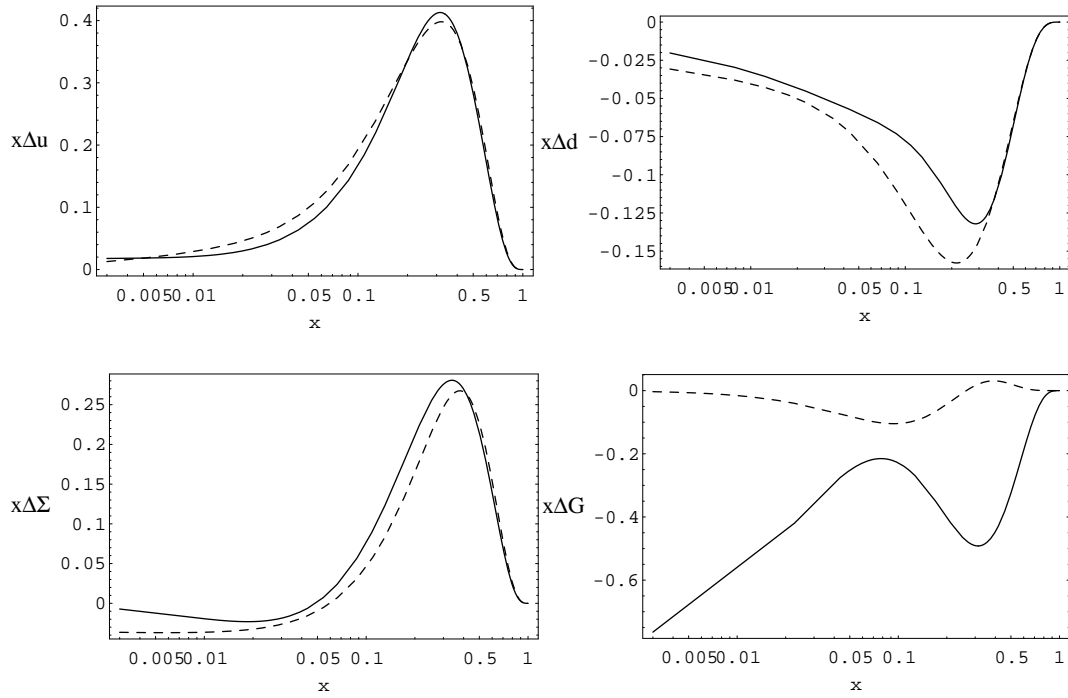


Figure 2: *The parton densities versus x gotten from our fit (solid lines) compared with the results from our previous fit [26] (dashed lines).*

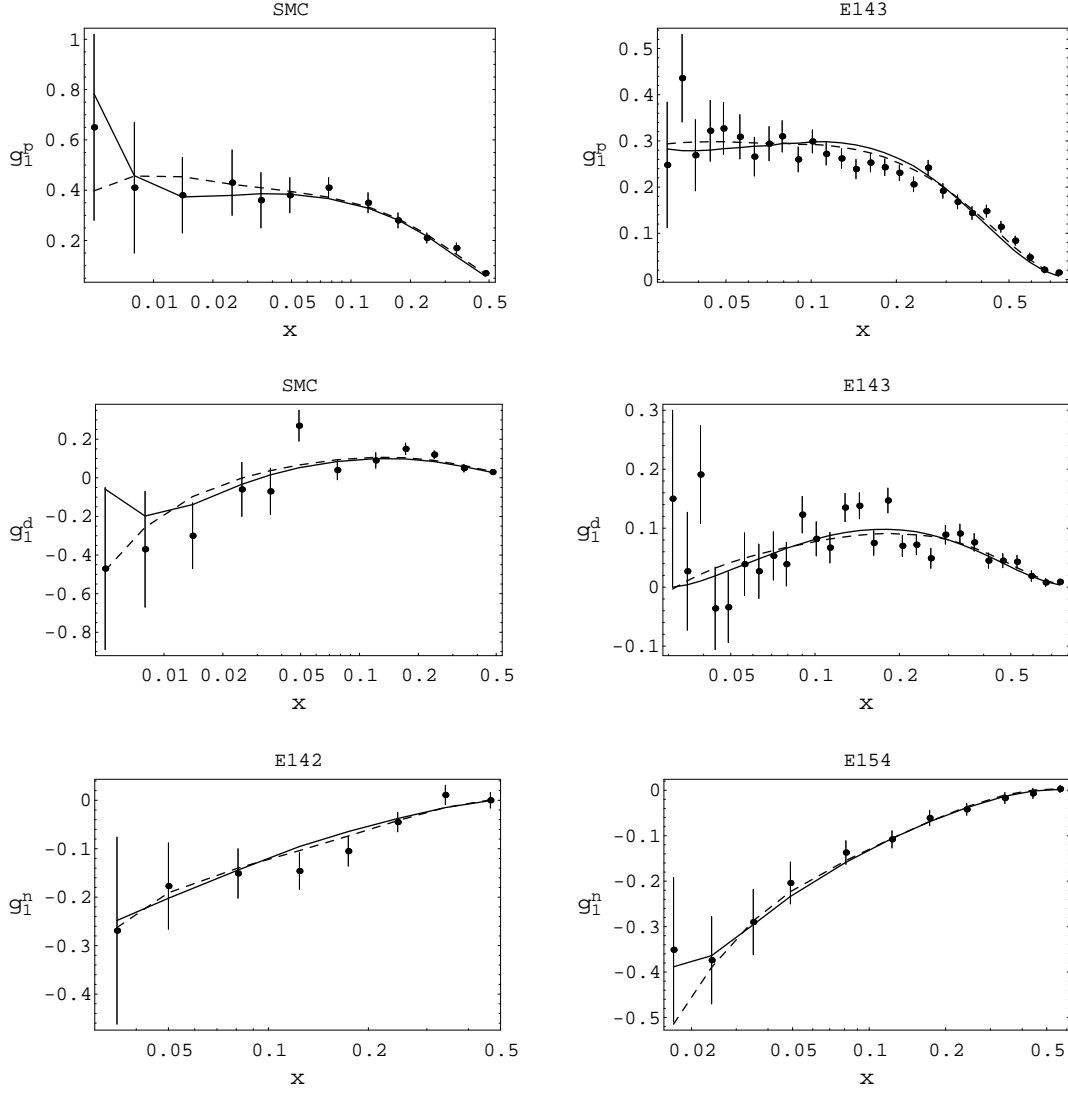


Figure 3: *The comparison of our predictions for $g_1^N(x, Q^2)$ versus x with the experimental data from different experiments. Solid curves are calculated using the distributions from our fit, the dashed ones are calculated using the parameters of fit A'_2 from [26].*

sample with the corresponding experimental points. For comparison, the curves for polarized structure functions obtained in [26] from fit A'_2 are also presented. The differences are only seen for very small x values for data from SMC experiments on proton and deuterium targets and for E154 data on neutron target.

We have made fits to precise data on spin asymmetries on proton, neutron and deuteron targets. Our model for polarized parton distributions is based on new MRST 2001 fit [27] to unpolarized data. Because of different functional form of fitted parton densities the new fit is different in character from the previous one [26]. We have got relatively small value of Δs and relatively high value of $\Delta\Sigma$ (comparable with a_8) with value of g_A (unconstrained) very close to experimental value. Gluon contribution comes out negative and relatively high and is probably not very reliable.

References

- [1] M.J.Alguard *et al.*, Phys. Rev. Lett. **37**, 1261 (1976); Phys. Rev. Lett. **41**, 70 (1978);
- [2] G.Baum *et al.*, Phys. Rev. Lett. **45**, 2000 (1980); **51**, 1135 (1983);
- [3] E142 Collaboration, P.L.Anthony *et al.*, Phys. Rev. Lett. **71**, 959 (1993); Phys. Rev. **D 54**, 6620 (1996);
- [4] E143 Collaboration, K.Abe *et al.*, Phys. Rev. Lett. **74**, 346 (1995);
- [5] E143 Collaboration, K.Abe *et al.*, Phys. Rev. Lett. **75**, 25 (1995);
- [6] E154 Collaboration, K.Abe *et al.*, Phys. Rev. Lett. **79**, 26 (1997); Phys. Lett. **B 405**, 180 (1997);
- [7] E143 Collaboration, K.Abe *et al.*, Phys. Lett. **B 364**, 61 (1995);
- [8] E143 Collaboration, K.Abe *et al.*, Phys. Rev. **D 58**, 112003 (1998);
- [9] E155 Collaboration, P.L.Anthony *et al.*, Phys. Lett. **B 463**, 339 (1999);
- [10] E155 Collaboration, P.L.Anthony *et al.*, Phys. Lett. **B 493**, 19 (2000);
- [11] European Muon Collaboration, J.Ashman *et al.*, Phys. Lett. **B 206**, 364 (1988); Nucl. Phys. **B 328**, 1 (1989);
- [12] Spin Muon Collaboration, B.Adeva *et al.*, Phys. Lett. **B 302**, 533 (1993); D.Adams *et al.*, Phys. Lett. **B 357**, 248 (1995);
- [13] Spin Muon Collaboration, D.Adams *et al.*, Phys. Lett. **B 329**, 399 (1994); B.Adeva *et al.*, Phys. Lett. **B 412**, 414 (1997);
- [14] Spin Muon Collaboration, D.Adams *et al.*, Phys. Rev. **D 56**, 5330 (1997);
- [15] Spin Muon Collaboration, D.Adams *et al.*, Phys. Lett. **B 396**, 338 (1997);
- [16] Spin Muon Collaboration, B.Adeva *et al.*, Phys. Rev. **D 58**, 112001 (1998);

- [17] Hermes Collaboration, K.Ackerstaff *et al.*, Phys. Lett. **B 404**, 383 (1997);
- [18] Hermes Collaboration, A.Airapetian *et al.*, Phys. Lett. **B 442**, 484 (1998);
- [19] A.V.Yefremov, O.V.Teryaev, Dubna Report No. JIN-E2-88-287 (1988); G.Altarelli, G.G.Ross, Phys. Lett. **B 212**, 391 (1988); R.D.Carlitz, J.D.Collins, A.H.Mueller, Phys. Lett. **B 214**, 219 (1988);
- [20] M.Glück, E.Reya, M.Stratman, W.Vogelsang, Phys. Rev. **D 53**, 4775 (1996);
- [21] G.Altarelli, R.D.Ball, S.Forte, G.Ridolfi, Acta Phys. Pol. **B 29**, 1145 (1998);
- [22] Spin Muon Collaboration, B.Adeva *et al.*, Phys. Rev. **D 58**, 112002 (1998);
- [23] T.Gehrmann, W.J.Stirling, Phys. Rev. **D53**, 6100 (1996); G.Altarelli, R.D.Ball, S.Forte, G.Ridolfi, Nucl. Phys. **B 496**, 337 (1997); C.Bourrely, F.Buccella, O.Pisanti, P.Santorelli, J.Soffer, Prog. Theor. Phys. **99**, 1017 (1998); E.Leader, A.V.Sidorov, D.B.Stamenov, Int. J. Mod. Phys. **A 13**, 5573 (1998); E.Leader, A.V.Sidorov, D.B.Stamenov, Phys. Rev. **D58**, 114028 (1998); Y. Goto *et al.* Phys. Rev. **D62**, 034017 (2000); D. de Florian, R. Sassot Phys. Rev. **D62**, 094025 (2000); M.Glück, E.Reya, M.Stratman, W.Vogelsang, Phys. Rev. **D 63**, 094005 (2001);
- [24] S.Tatur, J.Bartelski, M.Kurzela; Acta Phys. Pol. **B 31**, 647 (2000);
- [25] S.Tatur, J.Bartelski; Acta Phys. Pol. **B 32**, 2101 (2001);
- [26] J.Bartelski, S.Tatur; Phys. Rev. **D 65**, 034002 (2002);
- [27] A.D.Martin, W.J.Stirling, R.G.Roberts, R.S.Thorne; Eur. Phys. J. **C 23**, 73 (2002);
- [28] A.D.Martin, W.J.Stirling, R.G.Roberts, R.S.Thorne; Eur. Phys. J. **C 4**, 463 (1998);

- [29] J.Bartelski, S.Tatur, Acta Phys. Pol. **B 26**, 913 (1994); J.Bartelski, S.Tatur, Zeit. f. Phys. **C 71**, 595 (1996); J.Bartelski, S.Tatur, Acta Phys. Pol. **B 27**, 911 (1996); J.Bartelski, S.Tatur, Zeit. f. Phys. **C 75**, 477 (1997);
- [30] E143 Collaboration, K.Abe *et al.*, Phys. Lett. **B 452**, 194 (1999);
- [31] M.Glück, E.Reya, A.Vogt, Zeit. f. Phys. **C 48**, 471 (1990);
- [32] J.R.Ellis, R.L.Jaffe; Phys. Rev. **D 9**, 1444 (1974); Phys. Rev. **D 10**, 1669 (1974).