

Neutrino oscillation data versus minimal supersymmetric SO(10) model

Takeshi Fukuyama¹

Department of Physics, Ritsumeikan University, Kusatsu, Shiga 525-8577, Japan

Nobuchika Okada²

Department of Physics, University of Maryland, College Park, MD 20742, USA

Abstract

We reconsider the minimal supersymmetric SO(10) model, where only one **10** and one $\overline{\mathbf{126}}$ Higgs multiplets have Yukawa couplings with matter multiplets. The model is generalized to include CP-violating phases, and examined how well its predictions can meet the current neutrino oscillation data. Using the electroweak scale data about six quark masses, three angles and one CP-phase in the Cabibbo-Kobayashi-Maskawa matrix and three charged-lepton masses and given $\tan\beta$ (the ratio of vacuum expectation values of a pair of Higgs doublets), we obtain the Pontecorvo-Maki-Nakagawa-Sakata matrix and the ratio, $\Delta m_{\odot}^2/\Delta m_{\oplus}^2$, as functions of only one free parameter in the model. In our analysis, one-loop renormalization group equations for the gauge couplings, the Yukawa couplings and the effective dimension-five operator are used to connect the data between the electroweak scale and the grand unification scale. Fixing the free parameter appropriately, we find, for example, $\sin^2 2\theta_{12} \sim 0.72$, $\sin^2 2\theta_{23} \sim 0.90$, $\sin^2 2\theta_{13} \sim 0.16$ and $\Delta m_{\odot}^2/\Delta m_{\oplus}^2 \sim 0.19$ with $\tan\beta = 45$, which are in agreement with the current neutrino oscillation data.

¹E-Mail: fukuyama@se.ritsumei.ac.jp

²E-Mail: okadan@physics.umd.edu

1 Introduction

Supersymmetry (SUSY) extension is one of the most promising ways to provide a solution to the gauge hierarchy problem in the standard model [1]. The minimal version of this extension is called the minimal supersymmetric standard model (MSSM). Interestingly, the experimental data support the unification of the three gauge couplings at the scale $M_{GUT} \sim 2 \times 10^{16} \text{ GeV}$ with the MSSM particle contents [2]. At high energies, our world may be described by a SUSY grand unified theory (GUT) with a simple gauge group such as $SU(5)$ or $SO(10)$ into which all the gauge groups in the standard model are embedded and unified.

On the other hand, much information about quark and lepton mass matrices has been accumulated in these decades. Especially, there exist, at present, strong evidences of neutrino masses and mixings through the interpretation of the (active) neutrino oscillations as the solutions to the solar neutrino deficit [3, 4, 5, 6, 7, 8] and the atmospheric neutrino anomaly [9]. According to the results, the MSSM has to be extended so as to incorporate neutrino masses and mixings.

In these points of view, the supersymmetric $SO(10)$ GUT model is one of the most well-motivated theories, since the right-handed neutrinos are naturally incorporated and unified into the same multiplet, **16**, together with the ordinary matters in the MSSM. Furthermore, this model has an additional advantage that the smallness of the neutrino masses can be naturally explained through the see-saw mechanism [10] with large right-handed Majorana neutrino masses.

There are many possibilities for the Higgs sector that will make the model realistic: namely, it correctly breaks the $SO(10)$ gauge symmetry into the standard model one, reproduces observed fermion masses, mixings and CP-phase, and realizes the doublet-triplet Higgs mass splitting (in terminology of $SU(5)$ GUT) etc. In this paper, we concentrate our discussion on the fermion masses and mixings, and consider the so-called “minimal” $SO(10)$ model where only one **10** and one $\overline{\mathbf{126}}$ Higgs multiplets have Yukawa couplings with quarks and leptons. It is very interesting to investigate this model, since it can fix all the fermion mass matrices including, at present, ambiguous and undetermined ones.

The pioneering work on this subject was done by Babu and Mohapatra [11] (non-SUSY case) and Lee and Mohapatra [12] (SUSY case), where the neutrino oscillation parameters were predicted with inputs of six quark masses, three mixing angles in the Cabibbo-Kobayashi-Maskawa (CKM) matrix and three charged-lepton masses. Unfortunately, the predictions were revealed to contradict the current experimental data. For example, the predicted mixing angle, $\sin^2 2\theta_{23}$, in the Pontecorvo-Maki-Nakagawa-Sakata (PMNS) matrix was found to be too small to be consistent with the atmospheric neutrino oscillation data [9]. It seems to be inevitable that the minimal model should be extended by introducing new Higgs multiplets so as to incorporate the realistic neutrino oscillation parameters.

However, note that, in Refs. [11] and [12], only the CP invariant case was analyzed.

It was recently pointed out [13] that, once CP-violating phases are taken into account in the minimal model, there exists the parameter region which cannot be excluded by the current neutrino oscillation data. This observation brings a new hope to obtain the minimal SO(10) model compatible with all the observed data of fermion mass matrices. Nevertheless, more elaborate studies are needed, since, in [13], the GUT relation among the charged fermion mass matrices was applied to the mass matrices at the electroweak scale. This treatment is incomplete because the GUT relation is valid only at the GUT scale. In fact, we can see that Yukawa couplings evolve according to the renormalization group equations (RGEs), and the GUT relation is lost after the running in the “long desert” between the GUT scale and the electroweak scale.

In this paper, we pursue this program in more correct and complete way. Our strategy is the following.¹ First, we evaluate the data of charged fermion mass matrices at the GUT scale by extrapolating the data at the electroweak scale according to their Yukawa coupling RGEs. Next, these GUT scale data are applied to the GUT relation that is generalized to include CP-violating phases. This leads us to the explicit form of neutrino mass matrix at the GUT scale via the GUT relation. Lastly, running it back to the electroweak scale according to the RGE for the effective dimension-five operator [14], we compare our result with the current neutrino oscillation data.

This paper is organized as follows: in the next section, we give our basic framework of the minimal SUSY SO(10) model with one **10** and one $\overline{\mathbf{126}}$ Higgs multiplets, and discuss the GUT relation among the fermion mass matrices. In Sec. 3, RGEs we use in our analysis are introduced. In Sec. 4, numerical analysis is performed, and the results are presented. Other predictions from our resultant mass matrices are discussed in Sec. 5. The last section is devoted to summary and comments.

2 Minimal SO(10) model and fermion mass matrices

We consider the minimal SUSY SO(10) model with a pair of **10**+ $\overline{\mathbf{126}}$ Higgs multiplets, only which have Yukawa couplings (superpotential) with the matter multiplets such as²

$$W_Y = Y_{10}^{ij} \mathbf{16}_i H_{10} \mathbf{16}_j + Y_{126}^{ij} \mathbf{16}_i H_{126} \mathbf{16}_j , \quad (1)$$

where $\mathbf{16}_i$ is the matter multiplet of the i -th generation, H_{10} and H_{126} are the Higgs multiplet of **10** and $\overline{\mathbf{126}}$ representations under SO(10), respectively. Note that, by virtue of the gauge symmetry, the Yukawa couplings, Y_{10} and Y_{126} , are complex symmetric 3×3 matrices. In our model, these Yukawa couplings are assumed to be real as in the original model [11] to keep the number of free parameters minimum.

¹ Although the same strategy was taken in [12], only the CP invariant case was analyzed there.

² In this paper, we do not address other parts of the Higgs sector in our model. On this subject, see, for example, Ref. [12].

In the SUSY GUT scenario, the GUT gauge symmetry is broken at the GUT scale, $M_{GUT} \sim 10^{16}$ GeV, into the standard model one. There are some different breaking chains suitable for our aim. Here, suppose the intermediate pass through the Pati-Salam subgroup [15], $G_{422} = SU(4)_c \times SU(2)_L \times SU(2)_R$, for simplicity. Under this gauge symmetry, the above Higgs multiplets are decomposed as $\mathbf{10} \rightarrow (\mathbf{6}, \mathbf{1}, \mathbf{1}) + (\mathbf{1}, \mathbf{2}, \mathbf{2})$ and $\mathbf{126} \rightarrow (\mathbf{6}, \mathbf{1}, \mathbf{1}) + (\mathbf{10}, \mathbf{3}, \mathbf{1}) + (\mathbf{10}, \mathbf{1}, \mathbf{3}) + (\mathbf{15}, \mathbf{2}, \mathbf{2})$, while $\mathbf{16} \rightarrow (\mathbf{4}, \mathbf{2}, \mathbf{1}) + (\mathbf{4}, \mathbf{1}, \mathbf{2})$ for the matter multiplet. Breaking down to the standard model gauge group, $SU(4)_c \times SU(2)_R \rightarrow SU(3)_c \times U(1)_Y$, is accomplished by vacuum expectation value (VEV) of the $(\mathbf{10}, \mathbf{1}, \mathbf{3})$ Higgs multiplet. Note that the Majorana masses for the right-handed neutrinos are also generated by this VEV through the Yukawa coupling Y_{126} in Eq. (1).

After this symmetry breaking, we find two pair of Higgs doublets which are in the same representation as the pair in the MSSM. One pair comes from $(\mathbf{1}, \mathbf{2}, \mathbf{2}) \subset \mathbf{10}$ and the other comes from $(\mathbf{15}, \mathbf{2}, \mathbf{2}) \subset \mathbf{126}$. Using these two pairs of the Higgs doublets, the Yukawa couplings of Eq. (1) are rewritten as

$$\begin{aligned} W_Y = & \bar{u}_i \left(Y_{10}^{ij} H_{10}^u + Y_{126}^{ij} H_{126}^u \right) q_j + \bar{d}_i \left(Y_{10}^{ij} H_{10}^d + Y_{126}^{ij} H_{126}^d \right) q_j \\ & + \bar{\nu}_i \left(Y_{10}^{ij} H_{10}^u - 3Y_{126}^{ij} H_{126}^u \right) \ell_j + \bar{e}_i \left(Y_{10}^{ij} H_{10}^d - 3Y_{126}^{ij} H_{126}^d \right) \ell_j \\ & + \bar{\nu}_i \left(Y_{126}^{ij} v_R \right) \bar{\nu}_j, \end{aligned} \quad (2)$$

where $\bar{u}, \bar{d}, \bar{\nu}$ and \bar{e} are the right-handed $SU(2)_L$ singlet quark and lepton superfields, q and ℓ are the left-handed $SU(2)_L$ doublet quark and lepton superfields, $H_{10}^{u,d}$ and $H_{126}^{u,d}$ are up-type and down-type Higgs doublet superfields originated from H_{10} and H_{126} , respectively, and the last term is the Majorana mass term of the right-handed neutrinos with VEV of the $(\mathbf{10}, \mathbf{1}, \mathbf{3})$ Higgs, v_R . Quarks and leptons acquire Dirac masses through VEVs of these Higgs doublets. Note that, in that case, the entry of the Clebsch-Gordan coefficient, -3 , in the lepton sector plays the crucial role so that the unwanted GUT relations, $m_d = m_e$ and $m_s = m_\mu$, are corrected [11] in the same manner discussed by Georgi and Jarlskog [16].

Here, remember that the gauge coupling unification succeeds with only the MSSM particle contents. This means that only one pair of Higgs doublets remains light and the others should be heavy ($\geq M_G$). It is highly non-trivial to accomplish this task naturally, while keeping the crucial role of $H_{126}^{u,d}$ to the fermion masses. This problem is essentially the same problem as the doublet-triplet Higgs mass splitting problem, and is referred as the “doublet-doublet splitting problem”. In this paper, we assume that this splitting is realized.³

Now let us see the low energy superpotential of our model. After realizing the doublet-doublet Higgs mass splitting, we obtain only one pair of light Higgs doublets (H_u and H_d) in the MSSM, which are, in general, admixture of all Higgs doublets having the same

³ In SUSY model, the splitting can be easily realized, at least, in “technically” natural way, because of the non-renormalization theorem.

quantum numbers in the original model such as

$$\begin{aligned} H_u &= \tilde{\alpha}_u H_{10}^u + \tilde{\beta}_u H_{126}^u + \cdots \\ H_d &= \tilde{\alpha}_d H_{10}^d + \tilde{\beta}_d H_{126}^d + \cdots, \end{aligned} \quad (3)$$

where “ $+\cdots$ ” denotes the mixing with other Higgs doublets in the model (about which we do not discuss), $\tilde{\alpha}_{u,d}$ and $\tilde{\beta}_{u,d}$ denote elements of the unitary matrix which rotate the flavor basis in the original model into the (SUSY) mass eigenstates. Omitting the heavy Higgs mass eigenstates, the low energy superpotential is described by only the light Higgs doublets H_u and H_d such that

$$\begin{aligned} W_Y &= \bar{u}_i (\alpha^u Y_{10}^{ij} + \beta^u Y_{126}^{ij}) H_u q_j + \bar{d}_i (\alpha^d Y_{10}^{ij} + \beta^d Y_{126}^{ij}) H_d q_j \\ &+ \bar{\nu}_i (\alpha^u Y_{10}^{ij} - 3\beta^u Y_{126}^{ij}) H_u \ell_j + \bar{e}_i (\alpha^d Y_{10}^{ij} - 3\beta^d Y_{126}^{ij}) H_d \ell_j \\ &+ \bar{\nu}_i (Y_{126}^{ij} v_R) \bar{\nu}_j, \end{aligned} \quad (4)$$

where the formulas of the inverse unitary transformation of Eq. (3), $H_{10}^{u,d} = \alpha^{u,d} H_{u,d} + \cdots$ and $H_{126}^{u,d} = \beta^{u,d} H_{u,d} + \cdots$, have been used. Note that the elements of the unitary matrix, $\alpha^{u,d}$ and $\beta^{u,d}$, are in general complex parameters, through which CP-violating phases are introduced into the fermion mass matrices.

Providing the Higgs VEVs, $H_u = v \sin \beta$ and $H_d = v \cos \beta$ with $v = 174 \text{ GeV}$, the quark and lepton mass matrices can be read off as

$$\begin{aligned} M_u &= c_{10} M_{10} + c_{126} M_{126} \\ M_d &= M_{10} + M_{126} \\ M_D &= c_{10} M_{10} - 3c_{126} M_{126} \\ M_e &= M_{10} - 3M_{126} \\ M_R &= c_R M_{126}, \end{aligned} \quad (5)$$

where the mass matrices are defined as $M_{10} = Y_{10} \alpha^d v \cos \beta$ and $M_{126} = Y_{126} \beta^d v \cos \beta$, respectively, $c_{10} = (\alpha^u / \alpha^d) \tan \beta$, $c_{126} = (\beta^u / \beta^d) \tan \beta$, and $c_R = v_R / (\beta^d v \cos \beta)$. All the quark and lepton mass matrices are characterized by only two basic mass matrices, M_{10} and M_{126} , and three coefficients. This means the strong predictability of the model to the fermion mass matrices in the MSSM.

Now let us count how many free parameters are included in the above mass matrices, not counting c_R . Remember that we began with real symmetric matrices Y_{10} and Y_{126} . By flavor rotation of the GUT matter multiplets, we can begin with the basis where M_{10} is real and diagonal, which includes three free parameters. There are seven parameters in M_{126} : six parameters originate from the symmetric real matrix Y_{126} , and one from the phase of β^d . Adding the four parameters from complex c_{10} and c_{126} , we find 14 free parameters in total, which are evaluated as six quark masses, three angles and one CP-phase in the

CKM matrix and three charged-lepton masses, but one parameter is left free [17]. Now two free parameters are newly introduced in addition to 12 free parameters analyzed in [11] and [12], by which our model is generalized to include CP-violating phases.

The parameter, c_R , appears in the right-handed Majorana neutrino mass matrix, by which masses of the right-handed Majorana neutrinos are determined after M_{126} are fixed. Since $v_R \sim M_G$, $c_R \sim v_R/v \sim 10^{14}\text{GeV}$ is naturally expected. However, we treat c_R as a free parameter in the following analysis, since the Higgs multiplet breaking G_{422} , in general, mixes other Higgs multiplets being in the same representation under G_{422} . Also there should exist Higgs multiplets which also have G_{422} breaking VEV to cancel the D-term VEV and ensure SUSY. In addition, it was pointed out (in the non-SUSY case) that threshold corrections introduce uncertainty of an order of magnitude in v_R [18].

The mass matrix formulas in Eq.(5) leads to the GUT relation among the quark and lepton mass matrices,

$$M_e = c_d (M_d + \kappa M_u) , \quad (6)$$

where

$$\begin{aligned} c_d &= -\frac{3c_{10} + c_{126}}{c_{10} - c_{126}} \\ \kappa &= -\frac{4}{3c_{10} + c_{126}} . \end{aligned} \quad (7)$$

Without loss of generality, we can begin with the basis where M_u is real and diagonal, $M_u = D_u$. Since M_d is the symmetric matrix, it can be described as $M_d = V_{KM}^* D_d V_{KM}^\dagger$ by using the CKM matrix V_{KM} and the real diagonal mass matrix D_d . Considering the basis-independent quantities, $\text{tr}[M_e^\dagger M_e]$, $\text{tr}[(M_e^\dagger M_e)^2]$ and $\det[M_e^\dagger M_e]$, and eliminating $|c_d|$, we obtain two independent equations such that

$$\left(\frac{\text{tr}[\tilde{M}_e^\dagger \tilde{M}_e]}{m_e^2 + m_\mu^2 + m_\tau^2} \right)^2 = \frac{\text{tr}[(\tilde{M}_e^\dagger \tilde{M}_e)^2]}{m_e^4 + m_\mu^4 + m_\tau^4} , \quad (8)$$

$$\left(\frac{\text{tr}[\tilde{M}_e^\dagger \tilde{M}_e]}{m_e^2 + m_\mu^2 + m_\tau^2} \right)^3 = \frac{\det[\tilde{M}_e^\dagger \tilde{M}_e]}{m_e^2 m_\mu^2 m_\tau^2} , \quad (9)$$

where $\tilde{M}_e = V_{KM}^* D_d V_{KM}^\dagger + \kappa D_u$. With the input data of six quark masses, three angles and one CP-phase in the CKM matrix and three charged-lepton masses, we can determine κ and $|c_d|$, but one parameter, the phase of c_d , is left undetermined [17]. Now the mass matrices, M_{10} and M_{126} , are described by

$$M_{10} = \frac{3 + |c_d|e^{i\sigma}}{4} V_{KM}^* D_d V_{KM}^\dagger + \frac{|c_d|e^{i\sigma}\kappa}{4} D_u , \quad (10)$$

$$M_{126} = \frac{1 - |c_d|e^{i\sigma}}{4} V_{KM}^* D_d V_{KM}^\dagger - \frac{|c_d|e^{i\sigma}\kappa}{4} D_u , \quad (11)$$

as the functions of σ , the phase of c_d , with the solutions, $|c_d|$ and κ , determined by the GUT relation.

Note that the GUT relation of Eq. (6) is valid only at the GUT scale. Therefore, the input data needed to determine κ and $|c_d|$ should be the data at the GUT scale. To evaluate the GUT scale data, RGE analysis of Yukawa couplings is necessary. This is the subject of the next section.

3 One-loop RGEs

The data we need at the GUT scale are six quark masses, three angles and one CP-phase in the CKM matrix and three charged-lepton masses. In general, it is not a straightforward task to obtain the data at GUT scale by extrapolating the data at the electroweak scale. This is because RGEs of quark and charged-lepton Yukawa couplings include unknown neutrino Yukawa couplings. We can obtain a reliable answer only if neutrino Yukawa couplings are negligibly small.

Fortunately, in models with the see-saw mechanism, the right-handed neutrinos are decoupled at the scale below the heavy Majorana masses, and the neutrino Yukawa couplings become irrelevant and disappear from RGEs of quark and charged-lepton Yukawa couplings. This fact makes our analysis straightforward, at least, below the heavy Majorana mass scale. In the following analysis, we use the RGEs independent of the neutrino Yukawa couplings at all scales between the electroweak and the GUT scales. Although this treatment fails at the scale above the right-handed Majorana neutrino masses, we expect that our results are reliable, since the heavy Majorana mass scale is close to the GUT scale. We will give a comment on this point in the last section.

We analyze one-loop RGEs for gauge couplings and quark and charged-lepton Yukawa couplings in the MSSM. For simplicity, the universal soft SUSY breaking masses are assumed, $m_{SUSY} = M_Z \sim 91\text{GeV}$. In this case, the GUT scale is found to be $M_G \sim 2 \times 10^{16}\text{GeV}$. The RGEs used in our analysis are as follows [19]. For gauge couplings,

$$\frac{dg_i}{d(\ln \mu)} = -\frac{b_i}{16\pi^2} g_i^2, \quad (12)$$

where $b_i = (3, -1, -33/5)$ for $i = 3, 2, 1$ corresponding to $SU(3)_c$, SU_L and $U(1)_Y$ gauge couplings, respectively. We use the electroweak scale inputs such that $\alpha_3(M_Z) = g_3^2/4\pi = 0.118$, $\alpha_2(M_Z) = g_2^2/4\pi = 0.0335$ and $\alpha_1(M_Z) = g_1^2/4\pi = 0.0168$. On the other hand, RGEs for the Yukawa couplings of up-type quarks (Y_u), down-type quarks (Y_d), and charged-leptons (Y_e) are found to be

$$\frac{dS_F}{d(\ln \mu)} = \frac{1}{16\pi^2} (\beta_F S_F + S_F \beta_F), \quad (13)$$

where $S_F = Y_F^\dagger Y_F$ with fermion index $F = u, d, e$, and

$$\begin{aligned}\beta_u &= 3S_u + S_d + \left\{ \text{tr}[3S_u] - \left(\frac{16}{3}g_3^2 + 3g_2^2 + \frac{13}{15}g_1^2 \right) \right\} \mathbf{1}_{3 \times 3} \\ \beta_d &= 3S_d + S_u + \left\{ \text{tr}[3S_d + S_e] - \left(\frac{16}{3}g_3^2 + 3g_2^2 + \frac{7}{15}g_1^2 \right) \right\} \mathbf{1}_{3 \times 3} \\ \beta_e &= 3S_e + \left\{ \text{tr}[3S_d + S_e] - \left(3g_2^2 + \frac{9}{5}g_1^2 \right) \right\} \mathbf{1}_{3 \times 3} .\end{aligned}\tag{14}$$

To determine the input values of fermion Yukawa couplings at M_Z , we have to fix $\tan \beta$ by hand. For given $\tan \beta$, they are given by

$$S_u = \text{diag} \left(\frac{m_u^2}{v^2}, \frac{m_c^2}{v^2}, \frac{m_t^2}{v^2} \right) (1 + \tan^{-2} \beta) ,\tag{15}$$

$$S_d = V_{KM} \text{diag} \left(\frac{m_d^2}{v^2}, \frac{m_s^2}{v^2}, \frac{m_b^2}{v^2} \right) V_{KM}^\dagger (1 + \tan^2 \beta) ,\tag{16}$$

$$S_e = \text{diag} \left(\frac{m_e^2}{v^2}, \frac{m_\mu^2}{v^2}, \frac{m_\tau^2}{v^2} \right) (1 + \tan^{-1} \beta) .\tag{17}$$

Here, we have worked out in the basis where S_u and S_e are diagonal. Given $\tan \beta$, it is easy to solve the above RGEs numerically. Although, as can be seen from the above RGEs, S_u is no longer diagonal after running, we can extract the data we need at the GUT scale by the usual manner. For example, the CKM matrix at the GUT scale is given by $V_{KM} = V_u^\dagger V_d$, where V_u and V_d are the unitary matrices which diagonalize S_u and S_d , respectively.

Solving the GUT relation as discussed in the previous section by using the extrapolated data, we can obtain the light Majorana neutrino mass matrix, M_ν , as a function of σ and c_R through Eqs. (5), (10) and (11) and the see-saw mechanism, $M_\nu = -M_D^T M_R^{-1} M_D$. Since this is the mass matrix at the GUT scale, it should be extrapolated to the electroweak scale according to the RGE for the effective dimension-five operator [14] such that

$$\frac{dM_\nu}{d(\ln \mu)} = \frac{1}{16\pi^2} \left\{ S_e^T M_\nu + M_\nu S_e + \left(6\text{tr}[S_u] - 6g_2^2 - \frac{6}{5}g_1^2 \right) M_\nu \right\} .\tag{18}$$

After the running, our resultant neutrino mass matrix are compared with the neutrino oscillation data. In the next section, the effect of the RGE running will be found to be small and almost negligible in our model.

4 Numerical analysis and results

Now we are ready to perform all the numerical analysis. First of all, note that the solution of the GUT relation exists, only if we take appropriate input parameters. This is because

the number of our free parameters (fourteen) are almost the same as the number of inputs (thirteen). Therefore, in the following analysis, we vary two input parameters, m_s and CP-phase δ in the CKM matrix, within the experimental errors so as to find the solution. We take input fermion masses at M_Z as follows (in GeV):

$$\begin{aligned} m_u &= 0.00233, \quad m_c = 0.677, \quad m_t = 176 \\ m_d &= 0.00469, \quad m_b = 3.00 \\ m_e &= 0.000487, \quad m_\mu = 0.103, \quad m_\tau = 1.75 \end{aligned}$$

Here, the experimental values extrapolated from low energies to M_Z were used [20]. For the CKM mixing angles in the “standard” parameterization, we input the center values measured by experiments as follows [21]:

$$s_{12} = \frac{0.219 + 0.226}{2}, \quad s_{23} = \frac{0.037 + 0.043}{2}, \quad s_{13} = \frac{0.002 + 0.005}{2}.$$

Since it is very difficult to search all the possible parameter region systematically, we present only remarkable results we found. In the following, we show our analysis in detail in the case $\tan \beta = 45$. Here we take $m_s = 0.0729(\text{GeV})$ and $\delta = 86.4^\circ$. In this case, the CKM matrix at M_Z is given by

$$V_{KM}(M_Z) = \begin{pmatrix} 0.975 & 0.222 & 0.000220 - 0.00349i \\ -0.222 - 0.000136i & 0.974 - 0.0000311i & 0.0400 \\ 0.00869 - 0.00340i & -0.0390 - 0.000777i & 0.999 \end{pmatrix}.$$

After RGE evolutions to the GUT scale, fermion masses (up to sign) and the CKM matrix are found as follows (in GeV) :

$$\begin{aligned} m_u &= 0.00103, \quad m_c = 0.301, \quad m_t = 134 \\ m_d &= 0.00171, \quad m_s = 0.0265, \quad m_b = 1.56 \\ m_e &= 0.000413, \quad m_\mu = 0.0872, \quad m_\tau = 1.69 \end{aligned}$$

and

$$V_{KM}(M_G) = \begin{pmatrix} 0.975 & 0.222 & 0.000175 - 0.00279i \\ -0.222 - 0.000121i & 0.974 + 0.000129i & 0.0320 \\ 0.00695 - 0.00272i & -0.0312 - 0.000626i & 0.999 \end{pmatrix}$$

in the standard parameterization.

These outputs at the GUT scale are used as input parameters in order to solve Eqs. (8) and (9). The contours of solutions of each equations are depicted in Fig. 1, where the signs of the input fermion masses have taken as $-$ for m_u , m_c , m_d , and m_s , and $+$ for m_t and m_b . We find a solution

$$\begin{aligned} \kappa &= -0.0134 + 0.000786i, \\ |c_d| &= 6.38, \end{aligned} \tag{19}$$

which leads to the remarkable results for the neutrino sector.⁴

Now we can describe all the fermion mass matrices as functions of σ and c_R by using the above solution through the mass matrix formulas of Eqs. (5), (10) and (11). Since the PMNS mixing angles are independent of c_R , we can plot the angles as functions of σ . The results are depicted in Fig. 2, and we can see that the resultant mixing angles are very sensitive to σ . For $\sigma = 3.198[\text{rad}]$, we obtain $\sin^2 2\theta_{12} = 0.722$, $\sin^2 2\theta_{23} = 0.881$ and $\sin^2 2\theta_{13} = 0.164$ at the GUT scale. After running this results back to the electroweak scale according to RGE of Eq. (18), we find

$$\sin^2 2\theta_{12} = 0.723, \quad \sin^2 2\theta_{23} = 0.895, \quad \sin^2 2\theta_{13} = 0.164. \quad (20)$$

Note that RGE running effects are almost negligible. The ratio $\Delta m_{\odot}^2 / \Delta m_{\oplus}^2$ is also independent of c_R , where Δm_{\odot}^2 and Δm_{\oplus}^2 are the oscillation parameters relevant for the solar and the atmospheric neutrino deficits, respectively. In Fig. 3, the ratio at the GUT scale is depicted as a function of σ . After the RGE running, we find, at the electroweak scale,

$$\frac{\Delta m_{\odot}^2}{\Delta m_{\oplus}^2} = 0.188. \quad (21)$$

RGE running effects are almost negligible also for the ratio. The neutrino mass matrix at the electroweak scale and the PMNS matrix which lead to the above results are as follows:

$$M_{\nu} = c_R^{-1} \begin{pmatrix} 14.7 + 48.0i & -46.9 - 96.5i & -446 - 370i \\ -46.9 - 96.5i & -347 + 90.3i & 1030 + 702i \\ -446 - 370i & 1030 + 702i & -497 - 914i \end{pmatrix} (\text{GeV}),$$

and

$$U_{PMNS} = \begin{pmatrix} 0.168 + 0.838i & -0.467 + 0.0940i & -0.00508 + 0.207i \\ 0.0519 + 0.498i & 0.651 - 0.0473i & 0.0189 - 0.569i \\ 0.0745 + 0.116i & 0.450 - 0.381i & 0.431 + 0.669i \end{pmatrix}.$$

They have been calculated in the basis where the charged-lepton mass matrix is diagonal and all the matrix elements are real and positive. The neutrino mass eigenvalues are determined by fixing c_R appropriately. For example, taking $c_R = 6.02 \times 10^{13}$ leads to $\Delta m_{\odot}^2 = 1.88 \times 10^{-4} \text{eV}^2$ and $\Delta m_{\oplus}^2 = 1.00 \times 10^{-3} \text{eV}^2$. In this case, three mass eigenvalues of the right-handed neutrinos are found to be (in GeV) $M_{R_1} = 2.32 \times 10^{11}$, $M_{R_2} = 3.54 \times 10^{12}$ and $M_{R_3} = 1.16 \times 10^{13}$, respectively. These results are in agreement with the results of the recent neutrino oscillation analysis [22] with the large angle solution with Mikheev-Smirnov-Wolfenstein effect [23] for the solar neutrino deficit.

Our results are very sensitive to the input values of m_s and δ . As mentioned above, the solution of Eqs. (8) and (9) exists only if the input values of m_s and δ are appropriately

⁴ Although there are other solutions, we do not address them. They lead to small $\sin^2 2\theta_{23}$ inconsistent with the atmospheric neutrino oscillation data, and are out of our interest.

fixed. In Fig. 1, as m_s is taken to be larger for fixed δ , the contour of Eq.(8) moves to the left, while the circle moves to the right. Thus, the solution disappears eventually. On the other hand, as δ is taken to be larger for fixed m_s , both of the contours move to the left, but the circle moves faster. Eventually, the solution disappears. This disappearance of the solution occurs by several percent changes of the input parameters. Therefore, with fixed m_s (δ), δ (m_s) is almost determined in order for the solution to exist.

Next let us see a more important parameter dependence. When δ and m_s are fixed appropriately and the solutions are found, we obtain the similar plot as in Fig. 2 for the mixing angles in the PMNS matrix. However, the height of the peaks depends on the input δ values. As in the past works [11] [12], we mostly find that the resultant $\sin^2 2\theta_{23}$ is too small to be consistent with the experimental data. Only the special values of the inputs and σ can give the results being in agreement with all the neutrino oscillation data. The remarkable results we found are as follows:

$\tan \beta$	$m_s(M_Z)$	δ	σ	$\sin^2 2\theta_{12}$	$\sin^2 2\theta_{23}$	$\sin^2 2\theta_{13}$	$\Delta m_{\odot}^2/\Delta m_{\oplus}^2$
40	0.0718	93.6°	3.190	0.738	0.900	0.163	0.205
45	0.0729	86.4°	3.198	0.723	0.895	0.164	0.188
50	0.0747	77.4°	3.200	0.683	0.901	0.164	0.200
55	0.0800	57.6°	3.201	0.638	0.878	0.152	0.198

The mass eigenvalues of the light Majorana neutrinos are determined by c_R . In other words, c_R is a function of the oscillation parameter, and appropriate value of c_R is fixed so as to be suitable for the neutrino oscillation data. These relations are listed in the following.

$\tan \beta$	$c_R \times m_{\nu_3}(\text{TeV})$	$c_R \times \sqrt{\frac{\Delta m_{\oplus}^2}{10^{-3}\text{eV}^2}}$
40	2.18	6.26×10^{13}
45	2.08	6.02×10^{13}
50	1.81	5.23×10^{13}
55	1.42	4.04×10^{13}

Here, m_{ν_3} is the mass eigenvalue of the heaviest light Majorana neutrino. As mentioned above, our resultant neutrino oscillation parameters are sensitive to all the input parameters. In other words, if we use the neutrino oscillation data as the input parameters, the other input, for example, the CP-phase in the CKM matrix can be regarded as the prediction of our model. It is a very interesting observation that the CP-phases listed above are in the region consistent with experiments [21].

5 Other predictions

Now all the mass matrices have been completely determined in our model as discussed in the previous section. There are other interesting physical observables which can be calculated by using the concrete fermion mass matrices in our model.

The averaged neutrino mass relevant for the neutrino-less double beta decay [24] can be read off from $(1, 1)$ component of the light Majorana neutrino mass matrix M_ν . The CP-violation in the lepton sector is characterized by the Jarlskog parameter [25] defined as

$$J_{CP} = \text{Im} \left[U_{e2} U_{\mu 2}^* U_{e3}^* U_{\mu 3} \right] , \quad (22)$$

where U_{fi} is the PMNS matrix element.

It is well known that the SO(10) GUT model possesses a simple mechanism of baryogenesis through the out-of-equilibrium decay of the right-handed neutrinos, namely, the leptogenesis [26]. The amount of the created baryon asymmetry is characterized by the CP-violating parameter ϵ estimated as

$$\epsilon \sim \sum_{j=2,3} \frac{\text{Im} \left[(M_D M_D^\dagger)_{1j}^2 \right]}{v^2 \sin^2 \beta (M_D M_D^\dagger)_{11}} \frac{M_{R_1}}{M_{R_j}} . \quad (23)$$

Here, M_D is the neutrino Dirac mass matrix in the basis where the right-handed Majorana mass matrix M_R is real and diagonal, and M_{R_j} is the mass eigenvalue of the right-handed Majorana neutrino of the j -th generation.

These quantities are evaluated by using the results presented in the previous section, and results are listed in the following.

$\tan \beta$	$\langle m_\nu \rangle_{ee}$ (eV)	J_{CP}	ϵ
40	0.000863	0.00110	0.00107
45	0.000835	-0.00429	0.00119
50	0.000839	-0.00631	0.00127
55	0.000837	-0.00612	0.00128

Here, c_R was fixed so that $\Delta m_\oplus^2 = 10^{-3} \text{eV}^2$. Unfortunately, both of the averaged neutrino mass and the Jarlskog parameter may be too small to expect their evidences in future experiments. On the other hand, the CP-violating parameter is too large to be consistent with the observed baryon asymmetry. Another scenario of baryogenesis such as the Affleck-Dine mechanism [27] may be remarkable.

Sizable lepton-flavor violation (LFV) can be expected in SUSY models, and the LFV processes are one of the most important processes as the low-energy SUSY search [28]. In detailed analysis, concrete fermion mass matrices are necessary. It is worth investigating the LFV processes in our model.

6 Summary and comments

We have discussed the minimal SUSY SO(10) model, where only one **10** and one $\overline{\mathbf{126}}$ Higgs multiplets have Yukawa couplings with fermions. This model can determine all the

fermion mass matrices with only a few free parameters. It is known that, in the absence of CP violation, this model cannot incorporate the realistic neutrino mass matrix consistent with the neutrino oscillation data. We examined more general case in which CP-violating phases in the fermion mass matrices were introduced. In this case, using the experimental data of six quark masses, three angles and one CP-phase in the CKM matrix and three charged-lepton masses, the light Majorana neutrino mass matrix can be determined as the function of only one free parameter σ through the GUT relation and the see-saw mechanism. Here we do not count c_R , which plays only the role to fix the overall scale of the neutrino masses. In order to connect the mass matrix data between the electroweak and the GUT scales, we have analyzed the one-loop RGEs of the charged fermion Yukawa couplings and the effective dimension-five operator of the light Majorana neutrinos.

We found that there was the parameter region in which the predicted neutrino mass matrix can be consistent with the current neutrino oscillation data. This parameter region is severely constrained, and all the parameters, even the CP-phase in the CKM matrix, are almost fixed for given $\tan\beta$. In other words, we can regard the neutrino oscillation data as the inputs while the CP-phase as the output. Interestingly, our results consistent with the neutrino oscillation data are also consistent with experimental results of CP-violation in the quark sector.

In our RGE analysis, we have used RGEs introduced in Sec. 3 at all the energy scales between the electroweak scale and the GUT scale. This treatment fails at the energy larger than the right-handed Majorana neutrino mass scale, where the right-handed neutrinos are no longer decoupled. Above that scale, we have to take RGE of neutrino Yukawa coupling into account. However, as found in Sec. 4, the Majorana mass scale is about 10^{13}GeV , and close to the GUT scale in the sense of the RGE (logarithmic) running. Thus, we expect that our results can be still reliable. In fact, we can find that changes of our input values at the GUT scale remain within several percents even if the neutrino Yukawa coupling RGE is taken into account, and that the results presented in Sec. 4 are almost unchanged.

When the CHOOZ data [29] is concerned, our results are found to be in sever situation [30]. This consequence seems to be inevitable in our model, since two angles, $\sin^2 2\theta_{23}$ and $\sin^2 2\theta_{13}$, have the peaks at almost the same σ value as can be seen in Fig. 2. In order to obtain results being in much better agreement with the neutrino oscillation data, larger $\sin^2 2\theta_{23}$ but smaller $\sin^2 2\theta_{13}$, our model may have to be extended. In such a point of view, it is interesting to notice the utility of the $SU(2)_L$ triplet Higgs in H_{126} [31], since there is no need to introduce new Higgs multiplets.

Although, in this paper, the SUSY SO(10) model has been considered, non-SUSY SO(10) model with intermediate symmetry breaking scales is also worth investigating. In this case, the strategy is completely analogous to that we discussed in this paper, except that RGEs are replaced by the ones of non-SUSY case.

Acknowledgments

We would like to thank Rabindra N. Mohapatra for useful discussions and comments. The author (N.O) would like to thank Siew-Phang Ng for his useful advice on our numerical analysis.

References

- [1] See, for example, H. P. Nilles, Phys. Rept. **110**, 1 (1984), and references therein.
- [2] C. Giunti, C. W. Kim and U. W. Lee, Mod. Phys. Lett. A **6**, 1745 (1991); P. Langacker and M. x. Luo, Phys. Rev. D **44**, 817 (1991); U. Amaldi, W. de Boer and H. Furstenau, Phys. Lett. B **260**, 447 (1991).
- [3] Homestake Collaboration, K. Lande, talk at the 19th International Conference on Neutrino Physics and Astrophysics, Sudbury, Canada, June 16-21, 2000.
- [4] Y. Fukuda *et al.* [Kamiokande Collaboration], Phys. Rev. Lett. **77**, 1683 (1996).
- [5] J. N. Abdurashitov *et al.* [SAGE Collaboration], Phys. Rev. C **60**, 055801 (1999) [arXiv:astro-ph/9907113].
- [6] W. Hampel *et al.* [GALLEX Collaboration], Phys. Lett. B **447**, 127 (1999); M. Altmann *et al.* [GNO Collaboration], Phys. Lett. B **490**, 16 (2000) [arXiv:hep-ex/0006034].
- [7] S. Fukuda *et al.* [Super-Kamiokande Collaboration], Phys. Rev. Lett. **86**, 5656 (2001) [arXiv:hep-ex/0103033]; S. Fukuda *et al.* [SuperKamiokande Collaboration], Phys. Rev. Lett. **86**, 5651 (2001) [arXiv:hep-ex/0103032].
- [8] Q. R. Ahmad *et al.* [SNO Collaboration], Phys. Rev. Lett. **87**, 071301 (2001) [arXiv:nucl-ex/0106015].
- [9] Y. Fukuda *et al.* [Super-Kamiokande Collaboration], Phys. Rev. Lett. **81**, 1562 (1998) [arXiv:hep-ex/9807003]; T. Toshito [SuperKamiokande Collaboration], arXiv:hep-ex/0105023.
- [10] T. Yanagida, in Proceedings of the workshop on the Unified Theory and Baryon Number in the Universe, edited by O.Sawada and A.Sugamoto (KEK, Tsukuba, 1979); M. Gell-Mann, P. Ramond, and R. Slansky, in Supergravity, edited by D.Freedman and P.van Nieuwenhuizen (north-Holland, Amsterdam 1979); R. N. Mohapatra and G. Senjanovic, Phys. Rev. Lett. **44**, 912 (1980).

- [11] K. S. Babu and R. N. Mohapatra, Phys. Rev. Lett. **70**, 2845 (1993) [arXiv:hep-ph/9209215].
- [12] D. G. Lee and R. N. Mohapatra, Phys. Rev. D **51**, 1353 (1995) [arXiv:hep-ph/9406328].
- [13] K. Matsuda, Y. Koide, T. Fukuyama and H. Nishiura, Phys. Rev. D **65**, 033008 (2002) [Erratum-ibid. D **65**, 079904 (2002)] [arXiv:hep-ph/0108202].
- [14] P. H. Chankowski and Z. Pluciennik, Phys. Lett. B **316**, 312 (1993) [arXiv:hep-ph/9306333]; K. S. Babu, C. N. Leung and J. Pantaleone, Phys. Lett. B **319**, 191 (1993) [arXiv:hep-ph/9309223]; S. Antusch, M. Drees, J. Kersten, M. Lindner and M. Ratz, Phys. Lett. B **519**, 238 (2001) [arXiv:hep-ph/0108005]; S. Antusch, M. Drees, J. Kersten, M. Lindner and M. Ratz, Phys. Lett. B **525**, 130 (2002) [arXiv:hep-ph/0110366].
- [15] J. C. Pati and A. Salam, Phys. Rev. D **10**, 275 (1974).
- [16] H. Georgi and C. Jarlskog, Phys. Lett. B **86**, 297 (1979).
- [17] K. Matsuda, Y. Koide and T. Fukuyama, Phys. Rev. D **64**, 053015 (2001) [arXiv:hep-ph/0010026].
- [18] R. N. Mohapatra and M. K. Parida, Phys. Rev. D **47**, 264 (1993) [arXiv:hep-ph/9204234]; D. G. Lee, R. N. Mohapatra, M. K. Parida and M. Rani, Phys. Rev. D **51**, 229 (1995) [arXiv:hep-ph/9404238].
- [19] See, for example, D. J. Castano, E. J. Piard and P. Ramond, Phys. Rev. D **49**, 4882 (1994) [arXiv:hep-ph/9308335].
- [20] H. Fusaoka and Y. Koide, Phys. Rev. D **57**, 3986 (1998) [arXiv:hep-ph/9712201].
- [21] D. E. Groom *et al.* [Particle Data Group Collaboration], Eur. Phys. J. C **15**, 1 (2000).
- [22] G. L. Fogli, E. Lisi, D. Montanino and A. Palazzo, Phys. Rev. D **64**, 093007 (2001) [arXiv:hep-ph/0106247]; J. N. Bahcall, M. C. Gonzalez-Garcia and C. Pena-Garay, JHEP **0108**, 014 (2001) [arXiv:hep-ph/0106258].
- [23] S. P. Mikheev and A. Y. Smirnov, Sov. J. Nucl. Phys. **42**, 913 (1985) [Yad. Fiz. **42**, 1441 (1985)]; L. Wolfenstein, Phys. Rev. D **17**, 2369 (1978).
- [24] M. Doi, T. Kotani and E. Takasugi, Prog. Theor. Phys. Suppl. **83**, 1 (1985).
- [25] C. Jarlskog, Phys. Rev. Lett. **55**, 1039 (1985).
- [26] M. Fukugita and T. Yanagida, Phys. Lett. B **174**, 45 (1986).

- [27] I. Affleck and M. Dine, Nucl. Phys. B **249**, 361 (1985).
- [28] For a recent review, see, for example, J. Hisano, arXiv:hep-ph/0204100, and references therein.
- [29] M. Apollonio *et al.* [CHOOZ Collaboration], Phys. Lett. B **466**, 415 (1999) [arXiv:hep-ex/9907037].
- [30] S. M. Bilenky, D. Nicolo and S. T. Petcov, arXiv:hep-ph/0112216.
- [31] R. N. Mohapatra and G. Senjanovic, Phys. Rev. D **23**, 165 (1981); B. Brahmachari and R. N. Mohapatra Phys. Rev. D **58**, 015001 (1998); B. Bajc, G. Senjanovic and F. Vissani, arXiv:hep-ph/0110310.

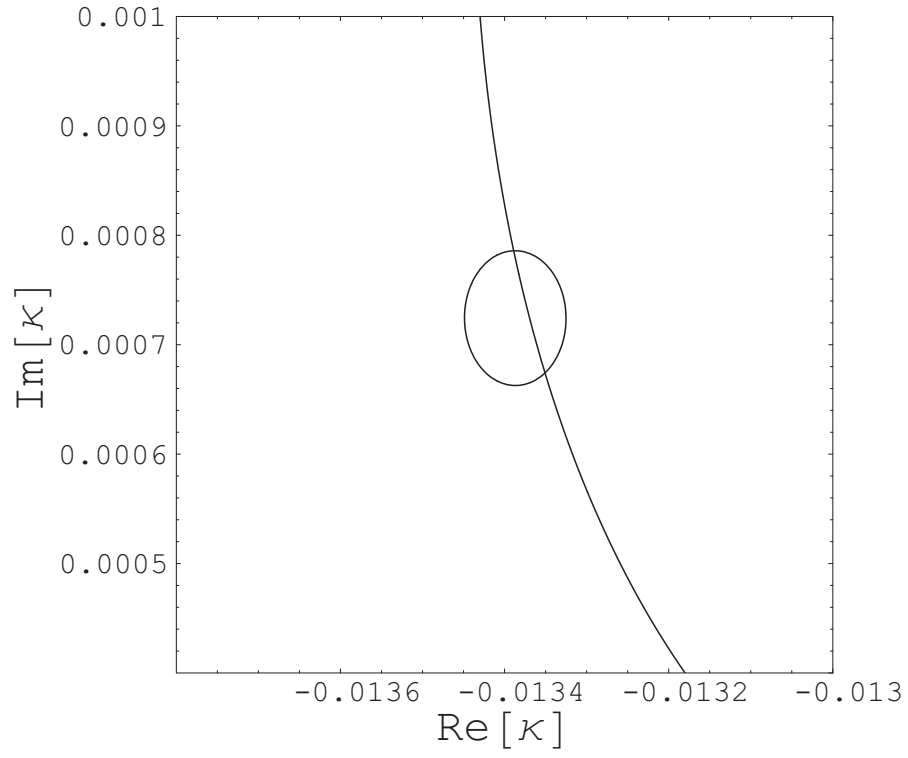


Figure 1: Contour plot on complex κ -plane. The vertical line and the circle correspond to the solutions of Eqs. (8) and (9), respectively.

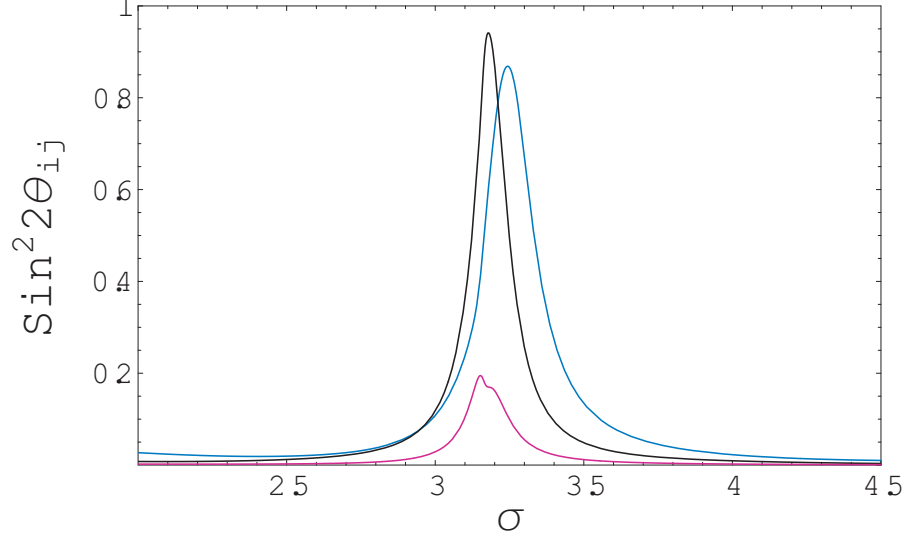


Figure 2: Three mixing angles in the PMNS matrix as functions of σ [rad]. The graphs with the highest, middle and lowest peaks are correspond to $\sin^2 2\theta_{23}$, $\sin^2 2\theta_{12}$ and $\sin^2 2\theta_{13}$, respectively. The plots of $\sin^2 2\theta_{23}$ and $\sin^2 2\theta_{13}$ have the sharp peaks at $\sigma \sim 3.2$ [rad], while $\sin^2 2\theta_{12}$ has the sharp peak at $\sigma \sim 3.3$ [rad].

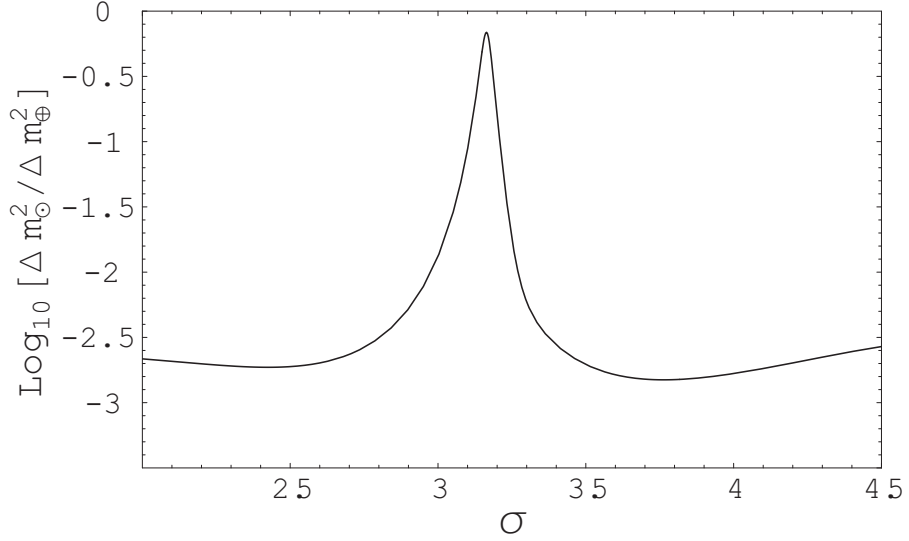


Figure 3: The ratio $(\text{Log}_{10}[\Delta m_{\odot}^2 / \Delta m_{\oplus}^2])$ as the function of σ [rad].