

# How Quantum Mechanics of the Yang-Mills fields may help us understand the RHIC Puzzles

E.Shuryak

Department of Physics and Astronomy,  
State University of New York, Stony Brook NY 11794-3800

Sudden deposition of energy at the early stage of high energy heavy ion collisions makes virtual gluon fields real, without significant change in any of the coordinates. The same is true for the topological coordinate, the Chern-Simons number  $N_{CS}$ . It implies that virtual vacuum fields (instantons) involved in such collisions must also leave real remnants, gluomagnetic clusters of particular structure called the “*turning states*”. They are found for any value of  $N_{CS}$ , although their production is believed to be peaked around the top of the barrier, where  $N_{CS} = 1/2$ . Thus the cluster produced are similar to the *sphaleron* of the electroweak theory, with the mass in the range 2.5-3 GeV. These clusters immediately explode into a *thin shell of coherent transverse field* which then becomes several outgoing gluons and quarks. We argue that such clusters should be multiply produced in heavy ion collisions, and give some estimates of their effect at the RHIC energies. We further suggest that this phenomenon can help us explain several RHIC puzzles, such as a very rapid production of large amount of entropy, strong collective expansion of matter, unexpectedly strong jet quenching and enhanced event-by-event fluctuations.

## I. INTRODUCTION

This work is devoted to production of a specific *topological clusters of gluonic fields* at early stages of the heavy ion collisions at RHIC energies. It incorporates several recent technical developments, as well as some insights into non-perturbative dynamics obtained a decade ago in the discussion of electroweak theory, and some even go back as long as 25 years. Many parts of it is still in progress, with different groups of people working on them: obviously full presentation of these results at technical level will be done elsewhere. The goal of this work is to present a coherent picture which is emerging from all of those papers.

One important point is that a transition from the QCD vacuum to another phase, a deconfined and chirally symmetric *Quark-Gluon Plasma* (QGP) [1], implies not only (i) an excitation of sufficiently high density of quarks and gluons, but also (ii) destruction of non-perturbative structure present in the QCD ground state. Sudden localization of quantum fields at the collisions moment makes virtual fields (partons) real, but it also freezes vacuum fluctuations, including those related with gauge field topology. Although at asymptotically high energies one can indeed ignore the second component, we will argue below that at RHIC it contributes significantly, to the total amount of *entropy* produced, and, especially, to its quark-related fraction.

Another (more general) idea is that unlike perturbative amplitudes, the non-perturbative ones lead to production of specific gluonic clusters, decaying into several gluons. In effect, it results in 2-to-many amplitudes significantly exceeding analogous pQCD diagrams, at a specific semi-hard scale.

Tunneling phenomena in the QCD ground state, related with topology of Yang-Mills field and described semiclassically by instantons [2,3], are by now understood

in significant detail due to strong ties to hadronic phenomenology and lattice studies. They are known to play important role in chiral symmetry breaking, hadronic spectroscopy, formfactors and structure functions, see e.g. [10] for a review.

Nevertheless, we know much less about their role in cross section of various high-energy reactions. Such studies got a big boost in the early 1990, when *baryon-number violating* instanton-induced processes of the electroweak theory [5,6] has been actively discussed. Attempts to see effects due to small-size instantons, resulting in multi-jet production continue at HERA (see recent review in [7]).

Recently it was also suggested that instanton-induced processes are also an important component of the usual *high energy hadronic scattering*, explaining (at least a part of) the cross section growth with energy associated with the so called (“*soft pomeron*”) [8,9]. Estimates of its parameters (the pomeron intercept and the slope) made in these work have produced reasonable results, with some additional qualitative insights (e.g. there is no odderon in this picture [9]). New experimental test were suggested [11], based on different hadron composition in high-multiplicity NN reactions as compared to minimal bias case: future experiments will show what actually is the roles of instanton-induced reaction in high energy pp collisions.

However in this work we will focus not on NN or other hadronic reactions, but on *heavy ion collisions*. We will argue in this work that the energy range of RHIC provides a window of opportunity to see also phenomena related to tunneling, producing a spectacular “*fire-work*” of exploding topological clusters, *the turning states* of certain paths (or histories) in field space. Their late-time evolution is also described by classical Yang-Mills/(Dirac) equations. We will further argue that such classical description can actually be followed further than it has been done so far, due to very low pQCD cutoff in QGP inside the *RHIC window*. Parton production via

this mechanism can be a significant part of the total entropy produced at RHIC, and especially its quark part. Cluster explosions may also affect other phenomena at the early stages of evolution of the excited fireball. We then suggest that several puzzling experimental findings from the first RHIC run may possibly be related to these phenomena.

To put these ideas in proper context, one should also mention other ideas put forward to explain physics at initial stages of high energy heavy ion collisions. Re-scattering of gluons with momenta about 1-2 GeV (later called mini-jets) have been considered already in [1], where the first discussion of equilibration have been made. The parton cascade model by Geiger and Muller [12] have added “branching” of virtual partons, or bremsstrahlung. Important role of pQCD processes of 2-to-n type has been discussed in [13]. Quark equilibration was also discussed in pQCD context and found to be small, which became known as the “hot glue scenario” [14]. Recent development along pQCD lines [15] included account for Landau-Pomeranchuk-Migdal effect and other important improvement: although perturbative equilibration was found possible, its rate is slow because it is suppressed by powers of small coupling constant. Bypassing these pQCD limitations is the main motivation of the present work.

In connection to the scale and entropy issue we should also note, that the views on the applications of pQCD in general are also in flux in many directions. One of them, based mostly on HERA data on deep inelastic scattering, is that the celebrated DGLAP evolution may not be the only possible explanation of what is observed. Ideas of *saturation* [37] have created very good fits to data and vast theoretical literature (which we cannot really go into here). It was further argued that when, at sufficiently small  $x$ , the gluon occupation numbers reach  $O(1/\alpha_s)$  the non-perturbative approach becomes inevitable, possibly based on classical Yang-Mills equations. It has been argued by McLerran and Venugopalan [38] that those may provide an unique opportunity to generate classical glue, as a component of small- $x$  nuclear wave function, called the Color Glass Condensate (CGC). Its spontaneous “materialization” may significantly contribute to the QGP formation, as recent numerical studies using classical Yang-Mills equation have shown [39]. In the language of our work, this part of the story is “classical mechanics” of Yang-Mills field, unrelated to tunneling. The interplay between this physics and the topological cluster production will be an important part of our discussion below.

## II. QUANTUM MECHANICS OF THE YM FIELDS

### A. Topological coordinates, tunneling paths and the turning states

In this section we make first brief presentation of the setting, aimed at non-specialists and explaining the vocabulary used. Some numerical examples will follow in the next section.

The simplest way to think about quantum YM fields is in the  $A_0 = 0$  gauge, in which canonical momentum is “ $\vec{P} = \frac{d\vec{A}}{dt} = \vec{E}$ ”. So the electric part of the energy is identified as the kinetic  $\vec{P}^2$  term, while the nonlinear magnetic term is identified as a potential energy. Schematically YM quantized field can be viewed as many coupled non-linear oscillators with simple potential of the type  $\vec{B}^2 \sim (A^2 + A^3 + A^4)$ , with coordinates being the potentials  $A_m^a$ ,  $a=1-3$  (since we will limit ourselves to  $SU(2)$ ) and  $m=1-3$ .

The non-abelian Yang-Mills fields have certain topological properties described by a specific combination of  $A_\mu$ , called the *Chern-Simons number*

$$N_{CS} = \int d^3x K_0 \quad (1)$$

$$K_\mu = -\frac{1}{32\pi^2} \epsilon^{\mu\nu\rho\sigma} (\mathcal{G}_{\nu\rho}^a \mathcal{A}_\sigma^a - \frac{g}{3} \epsilon^{abc} \mathcal{A}_\nu^a \mathcal{A}_\rho^b \mathcal{A}_\sigma^c) \quad (2)$$

related to the so called topological current  $K_\mu$ . The only thing we want to say now is that, as a particular combination of quantum coordinates  $A_\mu$ , it can be just considered as one of the coordinates of the quantum-mechanical system to be considered.

The *potential energy* of Yang-Mills field versus this coordinate is the main quantity we will discuss in this and next sections. It is schematically shown in Fig.1: general topological arguments (we would not go into) tell us that it is a periodic function, with zeros at all *integer* points. Those are called “classical vacua”, they have zero fields but non-zero and topologically distinct  $A_m^a$ .

The natural language to describe *quantum mechanical tunneling* is Feynman path integral formulation. The tunneling can be described by specific paths, which start at one minimum of the potential and end up in another. The path with the minimal action is called the *instanton*, it satisfies *classical* equations of motion in Euclidean time and dominates the Feynman integral. The line on the bottom of that figure is the *instanton* (shown by the lowest dashed line): it corresponds to *zero* energy, so it starts and ends at “nothing”. The (Minkowskian) action  $S_{inst}$  is imaginary and thus the tunneling probability is  $\sim \exp(-|S_{inst}|)$ . All this has been known since mid-70’s [3,4].

At the moment of high energy collisions a *sudden localization* of all quantum coordinates including the topological one takes place. Although their values remain about the same as they were prior to the collision moment, the system suddenly get placed *at or above the barrier* ( this

case is shown by the dashed line (a) in Fig.1). Similar phenomenon is well known perturbatively: the partons (virtual field harmonics of the target or projectile) after collisions becomes real outgoing radiation. The same phenomenon happens for non-perturbative virtual fields as well: therefore some of the turning states we will discussed below are *remnants of the interrupted instantons*, already present in the vacuum.

Another possibility (shown by the dashed line (b) in Fig.1) is that a system at the collision moment is *not* under barrier, but becomes able to tunnel through it because it gets excited enough. The corresponding amplitude would include exponential factors (as all tunneling amplitudes), but not some of the pre-exponential ones (such as quark condensates) which are included in the “instanton density” of the QCD vacuum.

Whatever way the system is driven, it emerges out of the barrier via what we will call “*a turning state*”, a relative of the sphaleron\* solution of electroweak theory. This is a point where the path crosses the barrier and total energy is equal to only potential one. From there starts the real time motion outside the barrier (shown by horizontal solid lines): here the action is real and  $|e^{iS}| = 1$ . That means that whatever happens at this Minkowski stage has the probability 1 and cannot affect the total cross section of the process: this part of the path is only needed for understanding of the properties of the final state.

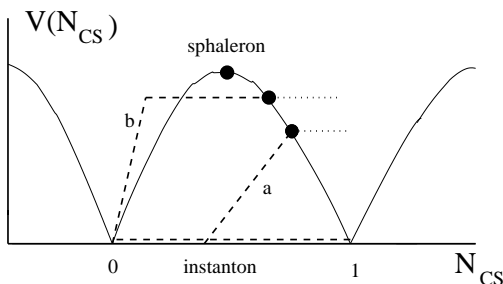


FIG. 1. Schematic plot of the energy of Yang-Mills field versus the Chern-Simons number  $N_{CS}$ . It is a periodic function, with zeros at integer points. The *instanton* (shown by the lowest horizontal dashed line) is a transition between such points. However if some nonzero energy is deposited into the process during transition, the virtual paths (the dashed lines) emerges from the barrier, via the *turning points* (black circles). The later real time motion outside the barrier (shown by horizontal dotted lines) conserves energy, as the driving force is switched off. The maximal cross section corresponds to the transition around the top of the barrier, the *sphaleron*.

Following recent work [21] we will first concentrate on the structure of these produced objects themselves, ex-

plaining their structure as well as their subsequent evolution. Then we discuss very challenging questions related to proper description of the motion under the barrier. The difficulties are technical, and related to analytic continuations between Euclidean and Minkowskian expressions, and calculation of the saddle points maximizing those amplitudes. There are several methods used in literature, but the results are still rather incomplete: more work will be needed in order to accurately evaluate the cross sections of these reactions.

## B. Instantons in the QCD vacuum and QGP

The content of the previous subsection may look very theoretical, but it is in fact very robust and important phenomenon, defining many properties of the QCD vacuum and energetics of the phase transition we would like to observe in heavy ion collisions. In this subsection we will provide some preliminary discussions explaining the order-of-magnitude of the numbers involved.

As usual for quantum-mechanical problems, tunneling lowers the ground state energy, and in QCD it is also the case<sup>†</sup>. The instanton contribution to the *ground state energy*  $\epsilon_{vac}$  is calculated in the models and on the lattice: see [10] for details. A general expression for the non-perturbative shift of the *QCD vacuum energy density* is known as the scale anomaly relation<sup>‡</sup>

$$\epsilon_{vac} = -\frac{b}{128\pi^2} < 0 | (gG_{\mu\nu}^a)^2 | 0 > \quad (3)$$

where  $b = 11N_c/3 - 2N_f/3$  is the usual coefficient of the beta function of QCD, and the matrix element here is known as the gluon condensate. Each instanton contributes  $32\pi^2/g^2$  to it, so<sup>§</sup> the instanton contribution

$$\epsilon_{vac}^{instantons} = -\frac{b}{4} n_{inst} \approx -(0.5) GeV/fm^3 \quad (4)$$

where numerical value corresponds to the phenomenological instanton density [26]  $n_{inst} = 1 fm^{-4}$ . Note that this energy density [18] is 3 times higher than the weight of the nuclear matter  $m_n n_0 \sim .15 GeV/fm^3$ .

One may explain that as follows: we live in a kind of a superconductor phase, and only by producing a tiny fireball we can learn about existence of the “normal” phase,

<sup>†</sup>In the presence of fermions this statement is not generally true. For examples, super-symmetric extensions of both quantum mechanics and QCD have *positive* shift of the ground state energy, and for QCD with large number of flavors  $N_f$  it was suggested that the result even oscillates with  $N_f$  [17].

<sup>‡</sup>Although this is often referred to as a “bag term”, it is actually 10-20 times the value of the bag constant from the fit of MIT bag model [18].

<sup>§</sup>We have ignored corrections to the action due to instanton interactions and other effects here.

\*“Ready to fall” in Greek, according to Klinkhammer and Manton [20].

QGP, which has its ground state that much higher. In order to produce it, we should both (i) create thermally excited quarks and gluons and (ii) “melt” this vacuum energy\*\*.

The crucial point we now emphasize is that this amount of energy density is only the *lower bound* on the actual energy one *must* spend in order to erase the vacuum fields from QGP. This value would correspond to the *adiabatically slow* excitation process, in which it would be equal to the work  $W = \int p dV$  against the vacuum pressure  $p = -\epsilon_{vac}$ . In the high energy collisions we are closer to the opposite limit of *instantaneous* excitation, so the excitation energy is higher. As a simple example, consider a volume  $V$  instantaneously “shocked” so that all instanton sufficiently closed to that moment are “disrupted” and the Yang-Mills field are found with *non – integer* values of the topological coordinate  $N_{CS}$ . The lowest energy states in this case is nothing else but the topological potential we are going to study: it is rather expensive. The excitation energy density can be estimated<sup>††</sup> as that of a gas of “turning states” or clusters  $\epsilon \sim M_{clusters} n_{instantons} \rho$  where  $M_{clusters} \sim 3 \text{ GeV}$  and instanton size  $\rho = 1/3 \text{ fm}$  and density  $n_{instantons} = 1 \text{ fm}^{-4}$  [26]. With these numerical values, the excitation energy density is about  $1 \text{ GeV/fm}^3$ , a factor 2 higher than in the adiabatic case (4).

Another general point: since the instanton vacuum is rather dilute  $n\rho^4 \sim 10^{-2}$  [26], its instantaneous excitation naturally leads to rather dilute system of gluonic clusters (see below).

One more important feature of the QCD vacuum is *chiral symmetry breaking*, which is also believed to be generated by instantons. Its magnitude is characterized by the quark condensates, which have the following magnitude<sup>‡‡</sup>

$$\langle \bar{u}u \rangle = \langle \bar{d}d \rangle \approx 1.8 \text{ fm}^{-3}, \langle \bar{s}s \rangle \approx 0.8 \langle \bar{u}u \rangle \quad (5)$$

In total it makes about 5 quark-anti-quark *pairs* per  $\text{fm}^{-3}$ , to be compared to about 0.5 valence quarks per  $\text{fm}^{-3}$  in nuclear matter. In sudden collisions all condensates should disappear, thus all these vacuum quarks should become real as well.

Let us now have a look at heavy ion collisions. For central AuAu at RHIC energies (which will be our primary example thought this paper) the volume occupied

by QGP at its maximum is  $V_{QGP} \approx 1000 \text{ fm}^3$ . Considering now the total energy needed to kill instantons (non-adiabatically) is of the order of 1 TeV, and total number of quark pairs from eliminated quark condensates is in the thousands. This is comparable to total *transverse* energy and total hadron multiplicity observed: thus the phenomenon clearly cannot be neglected.

Concluding this subsection, we warn the reader again that the examples given in it are just to get some preliminary orientation with the physics and numbers involved. All of them mentioned came from the instanton liquid model [26] which was designed to explain the mechanism of the chiral symmetry breaking (such as the values of the condensates) and masses of the lowest hadronic states. In this model the only instantons which counts are those sufficiently separated from each other and contributing significantly to the near-zero eigenvalues the quark Dirac operator. In the applications we consider now – high energy collisions – this condition can be lifted. If so, one finds that the total density of *instanton-like* topological fluctuations in vacuum is actually about *one order of magnitude larger*<sup>§§</sup>. On the other hand, the turning states originating from those objects are *not* dominated by sphalerons, the top of the barrier, but by their less massive relatives with smaller Chern-Simons number and smaller multiplicity\*\*\*.

### C. The forced tunneling

Suppose some external perturbation (such as colliding partons) affect the tunneling process and deposit a *nonzero energy* during the transition, the virtual path may look as two dashed lines. Those eventually lead to the *turning points* or states, where it emerges from under the barrier into real (Minkowskian) world. As usual, here the potential energy is equal to the total one, with zero momentum (the electric field). This is why those objects are born into our world as pure *gluomagnetic* clusters.

Although in principle such picture has been known for years, for pure YM fields the details of the potential and the turning states has been worked out only recently, in ref. [21]. The first part of it is a study of the barrier using

---

\*\* More accurately, at  $T = T_c$  instantons do not go away but restructure into pairs [10]. They are however get suppressed at  $T$  relevant for RHIC conditions due to Debye-like screening.

†† All instantons with centers separated in Euclidean time by less than  $\rho$  are excited.

‡‡ For completeness: unlike the vacuum energy this quantity has non-zero anomalous dimension and thus depends on the normalization scale  $\mu$ , which is taken to be 1 GeV.

---

§§ Close  $\bar{I}I$  pairs, or “fluctons” as they were called in [23] smoothly interpolate all the way toward zero field and perturbative processes, so strictly speaking their number can only be defined by some arbitrary chosen cutoff. For example, in lattice studies people selected “visible bumps in the action distribution” which can be detected after few smoothening (or cooling) steps. With further cooling most of them disappear and only better separated instantons and anti-instantons remain.

\*\*\* Presumably one may even be able to follow it all the way to the perturbative Lipatov vertex [16], describing a single gluon production.

$\bar{I}I$  configurations. Those can be seen in two different ways. The traditional one is that such paths describe virtual processes in which the path goes under the barrier but eventually ends up in the original minimum, *without* tunneling. Another view (we will adopt) is that such paths would rather be a time history repeated twice, with positive and negative times being mirror images of each other. If so, it can be seen as the *probability* (rather than the amplitude) of the vacuum excitation by some external current

$$P \sim | \langle 0 | j_{ext} | \text{turning state} \rangle |^2 \quad (6)$$

The amplitude and its conjugate meet in the middle, which we will describe by the  $t=0$  plane, also known as the “unitarity cut”, see Fig.2(a). This is the time moment when the *turning states* are born.

We will avoid rather difficult task of a description of how exactly the vacuum got excited by the external force representing colliding partons of the two hadrons or nuclei. Instead we will do the inverse (and much easier) problem: invent a solution first (as trial function, or *ansatz*) and then calculate what force is needed for it, by the YM expression

$$D_\mu G_{\mu\nu} = j_\nu^{ext} \quad (7)$$

Remember, we are only looking for the potential itself and the turning states, so we can consider *any path* which leads toward them, realistic or not.

The simplest ansatz is just the sum of instanton and anti-instanton  $A_\mu$  in the singular gauge – known as the *sum ansatz*. It has many bad qualities, so we skip its discussion. The next in complexity is the so called *ratio ansatz* [22] which (for identical sizes and orientations) is

$$gA_{a\mu}^{ratio}(x) = \frac{2\eta_{a,\mu,\nu}y_1^\nu\rho^2/y_1^2 + 2\bar{\eta}_{a,\mu,\nu}y_2^\nu\rho^2/y_2^2}{1 + \rho^2/y_1^2 + \rho^2/y_2^2} \quad (8)$$

Here  $y_1 = x - z_1, y_2 = x - z_2$  are two distances from the observation point  $x$  to the instanton and anti-instanton centers. We will use  $z_1 = (T/2, 0, 0, 0), z_2 = (-T/2, 0, 0, 0)$  with Euclidean time  $T$  between the centers, see fig.2(a). Note that when one of the distances is very large, the corresponding terms in numerator and denominator disappear and we got the usual expression for an instanton or an anti-instanton, respectively. This trial functions are simple enough to have analytic expressions for the field strength etc, see Fig.2(b).

This ansatz has explicit  $t \rightarrow -t$  symmetry, so all quantities which are odd under this transformation (like  $A_0$  or the electric field  $G_{0m}$ ) naturally vanish at the  $t=0$  3-plane in the middle. This conforms with the idea that we produce *purely magnetic* configurations, and  $t=0$  is what is usually called the “unitarity cut”. So, we got access to the *turning points* we want to study.

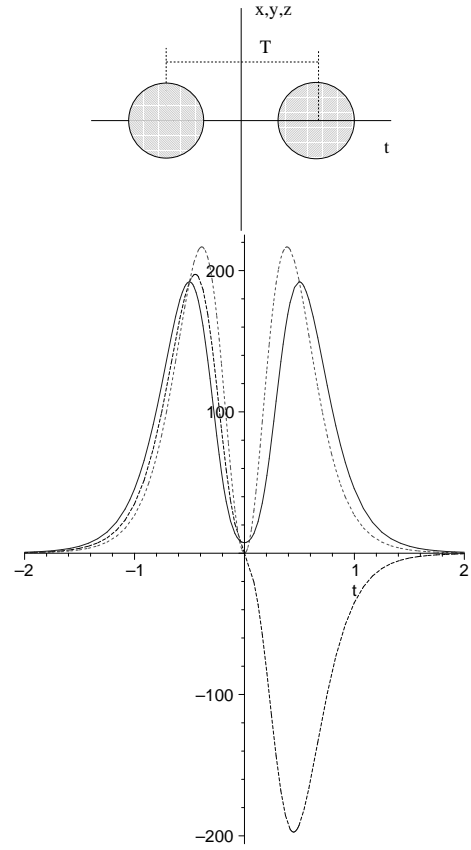


FIG. 2. Instanton-anti-instanton configurations. (a) A schematic picture in the Euclidean space-time. The vertical thick line,  $t=0$ , corresponds to the location of the turning state. It also display the definition of inter-center distance  $T$ . (b) Actual distribution along the  $\vec{x} = 0$  axis of  $2\vec{B}^2, 2\vec{E}^2, 2\vec{B}\vec{E}$  for the ratio ansatz,  $T=\rho$ , shown by the solid, dashed and short-dashed lines respectively. The curve for  $\vec{B}\vec{E}$  is the only one which is  $t=\text{odd}$ .

Their energy  $E(T)$  as a function of  $\bar{I}I$  separation  $T$ , as well as Chern-Simons number  $N_{CS}(T)$  can be calculated: eliminating  $T$  one can plot directly the potential energy  $E(N_{CS})$  which display the profile of barrier we would like to know. When  $T$  is very large, instanton and anti-instanton do not overlap and in between there is basically zero field. (It means we have crossed from one classical minimum to the next completely, to the “sea level”.) If we reduce  $T$  we will only make part of this path and then turn back<sup>†††</sup>, the turning point is at some height. Sweeping over  $T$  till zero we may hope to cover the whole barrier.

For the sum ansatz decreasing  $T$  indeed leads to growing energy of the turning state: but it is not associated with decreasing Chern-Simons number<sup>†††</sup>. The results for the ratio ansatz are better but, alas, still turned out to

<sup>†††</sup>Think of a mountain hike when you get tired.

<sup>†††</sup> In the language of a mountain trip we used it means it

be insufficient: with  $T$  scanning from infinity to zero, we move from zero energy to some finite value at the coinciding  $\bar{I}I$  centers: but the Chern-Simons number calculated for  $T=0$  indicate that the set of paths described by a ratio ansatz only accomplishes about 1/3 of the journey we intended to do.

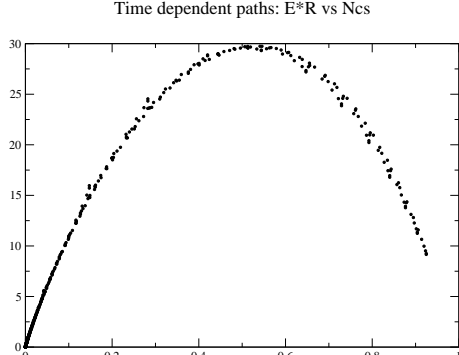


FIG. 3. The Normalized energy  $E^*R$  versus the Chern-Simons number, for ratio and Yung  $\bar{I}I$  configurations.

The goal is to find an ansatz which will allow to travel all the way, from one classical vacuum to the next (let us call it the bottom of the next valley), which would mean changing  $N_{CS}$  by 1. We expect to find the top point (the mountain pass) at  $1/2$ , and see a symmetric profile  $E(N_{CS})$ . And, as shown in [21], the so called *Yung ansatz* [24] does the job. The expression for the fields for Yung ansatz is rather complicated, so I will skip it here. It has basically three terms, the instanton and the anti-instanton and a “correction” term<sup>§§§</sup>. A set of 6 travels with different  $T$  for Yung ansatz are shown in Fig.3(b). First of all, one can now indeed see a parabolic-looking maximum near  $N_{CS} = 1/2$  and going to 1. Second, the potential is approximately symmetric (within few percent). Third, we now show many points for the energy versus  $N_{CS}$  for intermediate time moments  $t \neq 0$  as well, and small spread of points tells us that all 6 paths follows along about the same root in the mountains no matter how far the travel goes. This is not surprising, since Yung ansatz approximate \* so-to-say “Sisyphus paths”, which are going straight uphill, against the gradient, till the pass of the mountain and then go straight downhill.

The “scale invariant energy” plotted in Fig.3 deserves some explanation. As classic Yang-Mills theory has obvi-

ous *scale invariance*, its energy can always be changed by re-scaling of the coordinates. However, the *energy times the r.m.s. radius*  $E * R$ , in which  $R$  can be defined as

$$R^2 = \frac{\int d^3r r^2 B^2}{\int d^3r B^2} \quad (9)$$

is invariant under scale transformation: this is the combination plotted<sup>†</sup>.

#### D. Turning states as a conditional minimum

Now the reader can ask: we got *some* potential  $E(N_{CS})$ . Why do we think it has any universal meaning and not just a feature of an (arbitrarily chosen) ansatz? The answer is given in this subsection: this shape of the potential and the corresponding turning states can be alternatively obtained [21] from the *minimization of the potential energy of a static Yang-Mills fields*, consistent with two appropriate constraints:

- (i) *fixed value of (corrected) Chern-Simons number*  $N_{CS}(1)$ .
- (ii) *fixed value of the r.m.s. size*  $R$  (9).

To find those one should search for the minimum of the following functional

$$E_{eff} = \frac{1}{2} \int B_m^2 d^3x + R(A_\mu)/\rho^2 + \kappa N_{CS}(A_\mu) \quad (10)$$

where  $1/\rho^2, \kappa$  are two Lagrange multipliers. Although these two terms append YM equations and make it more complicated, an analytical solution is found. Skipping the details, let me only say that the energy is

$$E_{stat} = 3\pi^2(1 - \kappa^2)^2/(g^2\rho) \quad (11)$$

and (corrected) Chern-Simons number

$$\tilde{N}_{CS} = \text{sign}(\kappa)(1 - |\kappa|)^2(2 + |\kappa|)/4 \quad (12)$$

Eliminating  $\kappa$ , we find a potential and turning points which within accuracy of about 1 percent nicely agree with what was found from the Yung ansatz and shown in Fig.3. The maximum (YM sphaleron) corresponds to  $\kappa = 0$ , and its energy is  $3\pi^2$ : the true potential however is exactly symmetric around  $N_{cs} = 1/2$ . We said before that it has mass about 2.5-3 GeV: we got that assuming that its size is determined by the mean radii of instantons in QCD vacuum,  $\rho = 1/3 \text{ fm}$  [26].

---

started well but then instead of reaching the pass and going to another valley, the path climbs more uphill in the direction different from the one we would like to go.

<sup>§§§</sup> Although its known expression has no apparent  $t \rightarrow -t$  symmetry, the physical quantities do have it, and at  $t=0$  the configuration is purely magnetic, as claimed.

\*Exact solution to this problem, a solution to the so called streamline equation, is known only numerically [25].

---

<sup>†</sup> In other words, one may always take r.m.s. size  $R$  of the turning state as the unit of length, and then calculate the energy.

### III. EXPLOSIVE BEHAVIOR OF THE TURNING STATES

After we know the turning states, we can study their fate. Straightforward solution of classical YM equations<sup>‡</sup> describes what happens to the turning states after they being produced.

Similar study has been made a decade ago in electroweak theory [27] for the sphaleron, where it has been found that it decays in about 51  $W, Z, H$  quanta.

The difference is: in QCD there are no Higgs scalar and its non-zero VEVs, so gluons are massless. This makes the process much more explosive because all harmonics with different momenta move together, with the speed of light. As described in [21], we had solved it both numerically and analytically (based on work by Luescher and Schekhter [28]). If one uses notations introduced by Witten (also in [77] for spherical YM, it makes it most elegant. 4 components of the potentials can be written as

$$\mathcal{A}_j^a = A(r, t)\Theta_j^a + B(r, t)\Pi_j^a + C(r, t)\Sigma_j^a \quad (13)$$

$$\mathcal{A}_0^a = D(r, t)\frac{x^a}{r} \quad (14)$$

with

$$\Theta_j^a = \frac{\epsilon_{jam}x^m}{r}, \quad \Pi_j^a = \delta_{aj} - \frac{x_a x_j}{r^2}, \quad \Sigma_j^a = \frac{x_a x_j}{r^2} \quad (15)$$

and functions  $A, B, C$ , and  $D$  can be thought of as  $(r, t)$  dependent) Abelian gauge ( $A_{\mu=0,1}$ ) and Higgs ( $\phi, \alpha$ ) field on hyperboloid

$$A = \frac{1 + \phi \sin \alpha}{r}, \quad B = \frac{\phi \cos \alpha}{r}, \quad C = A_1, \quad D = A_0. \quad (16)$$

with the action

$$S = \frac{1}{4g^2} \int d^3x dt [(\mathcal{B}_j^a)^2 - (\mathcal{E}_j^a)^2] = 4\pi \int dr dt \left( (\partial_\mu \phi)^2 + \phi^2 (\partial_\mu - a_\mu)^2 + \frac{(1 - \phi^2)^2}{2r^2} - \frac{r^2}{2} (\partial_0 A_1 - \partial_1 A_0)^2 \right) \quad (17)$$

Omitting all details, let us go directly to large times, when the promised spherical shell has the following energy density

$$4\pi r^2 e(r, t) = \frac{8\pi}{g^2 \rho^2} (1 - \kappa^2)^2 \left( \frac{\rho^2}{\rho^2 + (r - t)^2} \right)^3 \quad (18)$$

Of course, at large times it becomes weak field which can be decomposed into gluons: the Fourier transform of

the fields provides the energy distribution of the resulting gluons

$$n(\omega) = \frac{32}{g^2} (1 - \kappa^2)^2 \omega \rho^2 (K_1(\omega \rho))^2 \quad (19)$$

where  $K_1$  is Bessel function.

Numerical studies of the problem has been reported in [21] as well. Those are naturally more flexible than analytic and allows for more realistic initial shape of instantons and sphalerons, with exponential (rather than power-like) tails of the fields at large distances<sup>§</sup>. Some of the results are shown in Fig.4. The explosive behavior is very robust by itself (upper part of the figure) but the shape of the resulting energy spectrum  $\omega n(\omega)$  (the lower part of that figure) is dependent on the exact shape of the initial profile. Note also, that this particular spectrum looks similar to thermal (the dotted line), although neither low nor high momenta parts really agree with it.

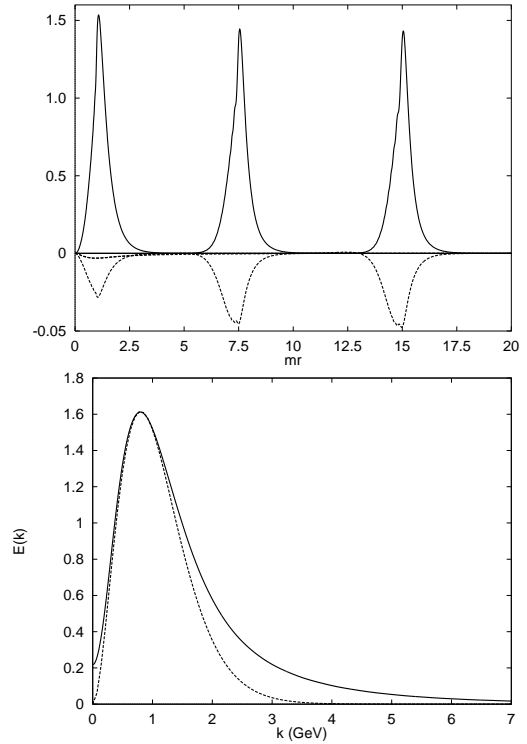


FIG. 4. Results of numerical solution of YM equations. The upper figure shows the energy density  $r^2 \epsilon(r)$  at certain times (in fm) and density of Chern-Simons number density (negative values). One can see that the profile is stabilized and no longer changes. The lower figure shows the energy spectrum of final gluons, obtained by Fourier decomposition of the fields (solid line), compared to a thermal distribution with  $T = 285$  MeV (the dashed line).

<sup>‡</sup> Of course, when field become weak enough those equations are no longer valid. We return to the question where it happens in section IV A.

<sup>§</sup> The phenomenological reasons for exponential rather than power instanton tail are discussed e.g. in [31].

Nevertheless, different obtained shapes all agree on the average energy, which is determined basically by the cluster size. Thus we can predict that the total multiplicity of a sphaleron of 3 GeV mass would be about 3.5 gluons in average. (This is in pure YM: we return to discussion of quarks in section VI B).

#### IV. MINI-BANGS IN HEAVY ION COLLISIONS

##### A. Why heavy ion collisions and not pp?

Before we go to specifics, let me try to explain why phenomena under consideration have a chance to be more important in heavy ion collisions than in elementary processes like NN scattering.

In the QCD vacuum the non-perturbative effects generate a “semi-hard” or “substructure scale”  $Q^2 \sim 1 - 2 \text{ GeV}^2$ , which is both the lower boundary of pQCD as well as the upper boundary of low energy effective approaches (like Nambu-Jona-Lasinio or Chiral Lagrangians).

Quite different pQCD cutoff is however expected for heavy ion collisions. As argued over the years (see e.g. [1]) the final state is in a Quark-Gluon Plasma phase of QCD. It is qualitatively different from the QCD vacuum: there is no confinement or chiral symmetry breaking, and instantons are suppressed as well. Therefore the cut-off in excited matter is expected to be determined by a plasma-like screening: its description in terms of quark and gluon quasi-particles becomes natural. At equilibrium, gluon effective mass is [1]

$$M_g^2 = \frac{g^2 T^2}{2} \left( \frac{N_c}{3} + \frac{N_f}{6} \right) \quad (20)$$

Although the scale in question grows with  $T$ , in the window  $T = (1 - 3)T_c$  it is actually smaller than the pQCD cutoff in vacuum. Lattice thermodynamics data support it, and fitted quasi-particle masses (see e.g. [29]) are

$$M_T^g \approx .4 \text{ GeV}, \quad M_T^q \approx .3 \text{ GeV} \quad (21)$$

Without such low masses one also cannot get high pressure, which is not only seen on the lattice but also in explosive behavior of RHIC collisions.

The schematic picture of scale development with time after collision is shown in Figure 5. A very important consequence of such non-monotonous behavior of the pQCD cutoff implies then, that we can describe gluons (quarks) originating from exploding non-perturbative objects by classical Yang-Mills (Dirac) eqs with better confidence, provided those go into QGP in this window of parameters. This is why heavy ion conditions are so special.

If a topological cluster is produced in hadronic collisions, its expansion is affected at the vacuum scale  $\sim 1 \text{ GeV}$  itself, by confining forces and other instantons.

This is above the mean energy of the spectrum just discussed: it means that it is impossible to use classical YM description in this case.

However if it is produced in AA case and gluons are emitted as quasi-particles of QGP, we expect matter modification only applies to low momenta  $p \sim M_g \approx 0.4 \text{ GeV}$ . As seen from Fig. 4(b), only small part of the spectrum is in this region, and so classical approach can be justified.

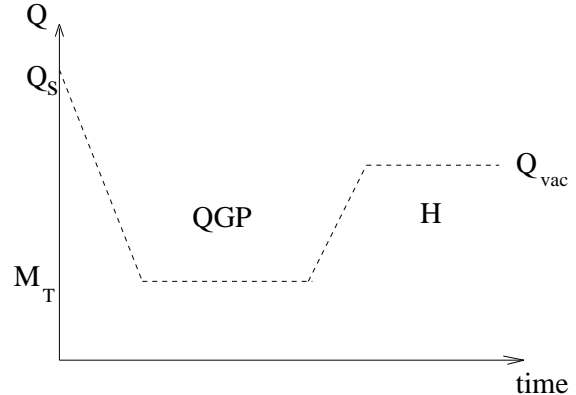


FIG. 5. Schematic plot of the cut-off scales during the evolution of the system with time. At the collision time=0 the scale is presumably the saturation scale  $Q_s$  in the incoming nuclei, which grows with the collision energy. Then the cutoff decreases reaching some nearly constant value in QGP, the thermal gluon mass  $M_T$  (21) and stay at this value till it rises again in the mixed phase to its vacuum value in the hadronic (H) phase  $Q_{vac} \sim 1 \text{ GeV}$ .

#### V. PRODUCTION OF THE TURNING STATES

##### A. How many “mini-bangs” are there in Heavy Ion Collisions ?

We have already mentioned in the Introduction that the calculation of the cross section from first principles is not yet available. The original semiclassical approach with vacuum (undeformed) instantons was pioneered by Ringwald and Espinosa [5], who noticed that multi-gluon production is more (not less as in pQCD) probable than few-gluon one. Unfortunately it is good only at low energies of partonic sub-collision, much below the sphaleron mass (10 TeV in electroweak theory and 3 GeV in QCD). The problem to find a general semi-classical answer was known as the so called holy grail problem. Three methods toward its solution have been proposed

(i)Unitarization of the multi-gluon amplitude when it becomes strong was first suggested by Zakharov and worked out by Shifman and Maggiore [5]. Basically one can treat a sphaleron as a resonance, and even the resulting expression for the cross sections in [9] looks similar to Breit-Wigner formula. This is the most worked out approach, but it still cannot guarantee the numerical values of the cross sections.



(ii) Landau method with singular instantons was applied by Diakonov and Petrov [6] (following some earlier works which are cited there) who were able to find the opposite limit of high energies. It follows from the comparison of the two limits, that the peak is indeed very close to the sphaleron mass, and the cross section is very close to be first order in instanton diluteness, not the second order as the initial probability. Unfortunately they were not able to find the solution at intermediate times which would provide the turning points of this approach.

(iii) Classical solution on the complex time plane [30] is another possible direction, in which a zig-zag shaped path in complex time includes classical evolution and tunneling in one common solution. Unfortunately, this interesting idea also has not been fully implemented, even for toy models with only scalar fields considered in this paper.

We will use estimates based on parton-model-style phenomenology of all hadronic collisions, developed by G. W. Carter, D. M. Ostrovsky and myself [31]. The main idea was to identify two components of the  $hh$  collisions, the color exchanges and the “color objects production”, and deduce the corresponding cross sections at the partonic level. We looked at high energy  $NN$ ,  $\pi N$ ,  $\gamma N$ , and  $\gamma\gamma$  cross sections which all increase with energy logarithmically for  $\sqrt{s} \sim 100 \text{ GeV}$

$$\sigma_{hh'}(s) = \sigma_{hh'}(s_0) + X_{hh'} \ln(s/s_0) \quad (22)$$

We identified the two components mentioned above with these two terms, respectively, and concentrated on the last (growing) terms. (In contrast to traditional single-Pomeron fit we do not assume those to be proportional to the first terms.) We studied whether some universal semi-hard parton-parton collisions can explain all known  $X_{hh'}$ . Using fitted structure functions of  $N$ ,  $\pi$ ,  $\gamma$  and simple scaling – each gluon can be counted as 2 quarks\*\* – we have expressed all of those with only one parameter, the value of the  $qq$  cross section. With the fitted value<sup>††</sup>

$$\sigma_{qq} = 1.69 \times 10^{-3} \text{ fm}^2 \quad (23)$$

we got the rising part of cross sections for 4 hadronic reactions reported in the Table in [31]. They all agree reasonably well with the fits for  $X_{hh'}$  given by Particle Data Book. In [31] we have also looked at the shadowing corrections, of the second (growing) component by the first in  $pp$ , where the cross section growth at any variable impact parameters is known directly from the data. The model qualitatively describe these data as well<sup>‡‡</sup>.

---

\*\*Corresponding to SU(2) Casimir scaling, appropriate for instanton-induced reactions.

††Note that simple parametric estimate for this cross section, namely  $\pi\rho^2 n_{inst} \rho^4$  gives the right magnitude.

‡‡As in other works, we found that the average index of energy growth, 0.08 or so, is actually much reduced by shadowing, and the true one (seen at large impact parameters) is about twice this value.

We may now extend our analysis to estimate the number of sphaleron-type clusters produced from excited instantons in heavy ion collisions. For central AA collisions of two nuclei we use first the simplest model, one of two spheres with homogeneously distributed partons. The total parton number is  $AN_q$ , with  $N_q \approx 12$  being the number of “effective quarks” (quarks number plus twice gluons number) per nucleon<sup>§§</sup>.

The total number of  $qq$  collisions in this case is easily obtained from the following geometric integral:

$$\begin{aligned} N_{coll} &= 8\pi\sigma_{qq}n_q^2 \int_0^R dr_t r_t (R^2 - r_t^2) \\ &= 3^{4/3} 2^{-5/3} \pi\sigma_{qq}n_q^2 \left( \frac{AN_q}{\pi n_q} \right)^{4/3}, \end{aligned} \quad (24)$$

where the quark density is determined by the nuclear density to be  $n_q = N_q \times 0.16 \text{ fm}^{-3}$ .

With  $A = 197 \text{ (Au)}$  and the value for the quark-quark cross section given above we got the following production of sphaleron-like clusters for RHIC energies<sup>\*\*\*</sup>

$$N_{objects} \approx 400, \quad (25)$$

(Note that the “objects” mentioned here can still be either gluons or colored clusters we discuss: studies of the cross section alone cannot tell the difference. For that one should seriously study the final state corresponding to high-multiplicity  $hh$  events: some ideas what to look at can be found in [11].)

This estimate is still naive in the sense that nuclear structure functions are simply assumed to be  $A$  times that of the nucleon. One should correct it for what is known as nuclear shadowing. Strictly speaking, for gluons this effect is poorly known. Some argue that for  $x > .01$  (relevant for our discussion of RHIC) it is small effect, producing correction in the total yield of gluon-induced hard and semi-hard processes a suppression  $\sim 0.7$  or so. Another view on this suppression, based on the saturation ideas, would suggest that for a factor  $A^{1/3}$  (the number of nucleons seen at the same place in the transverse plane) should be substituted instead by a “classical enhancement factor”  $1/\alpha_s(Q_{sat})$  instead. If so, the shadowing factor can be  $\sim 1/2$  or even smaller.

Whatever the interpretation, this shadowing factor remains to be established experimentally, e.g. by measurements of the direct photons in  $pA$  collisions at RHIC.

---

§§Of course, the clustering of partons into “constituent quarks” and nucleons increases the number of collisions, but we will ignore such correlations for now.

\*\*\*We will return to energy dependence of this production later. This estimate is based on effective number of partons integrated from  $x=0.1$  to 1.

## VI. CONFRONTING THE RHIC PUZZLES

### A. Changing views on RHIC physics

Before we describe RHIC puzzles, let us briefly mention few competing views developed from data analysis of lower (AGS,SPS) energies in 1990's. Three scenarios (with corresponding event generators) widely used were based on dominant production of:

- (i) QCD strings or flux tubes (RQMD,URQMD);
- (ii) mini-jets (HIJING);
- (iii) rapid equilibration with QGP Equation of State (hydro and statistical models).

There were many important distinctions between their predictions: let us mention only one. Both (i) and (ii) predicted for RHIC smaller azimuthal asymmetry for non-central collisions<sup>†††</sup> (also known as “elliptic flow”), while (iii) predicted it to be increased at RHIC as compared to lower energies by about factor 2 or so, due to relatively high pressure of the QGP phase.

When the first RHIC data were taken in the summer of 2000, strong azimuthal asymmetry was among the first results at RHIC. These and other results have confirmed explosive picture of collisions at RHIC, sometimes referred to as a “little bang”. Then it was found that both radial and elliptic collective flows observed are very well reproduced<sup>†††</sup> by ideal hydrodynamics [32], with EOS very close to that derived from lattice studies. Somewhat surprising it was also found to describe well the tails of particle spectra at  $p_t = 2 - 4$  GeV, including the unexpected crossing of proton and pion spectra, leading to  $\bar{p}/\pi^-, p/\pi^+ > 1$  in this region<sup>§§§</sup>.

In hydro calculations one can study how the results depend on initiation time  $t_i$ . What is found is that it cannot be large. If there is a period of “free streaming” of partons for few fm/c, it is impossible to recover the elliptic

flow later since the geometrical shape it is driven by goes away. This is our first RHIC puzzle, that of early QGP formation.

It is very instructive to quantify by how much pQCD-based scenario with 1-2 GeV cutoff misses what is needed to reproduce data and hydro-like behavior. The answer, provided by Gyulassy and Molnar [35], is that in order a parton cascade do so, the product of the gluon density times the cross section should be increased by a factor of about 80.

Note however, that the multiplicity of partons cannot exceed that of final hadrons, because of quite fundamental limitation: the entropy can never decrease. This, the main part of this large factor must come from the enhanced cross sections. One phenomenon the pQCD misses is of course the non-perturbative processes like those we discuss in this work. The second important reason for cross sections to be large is relatively small cutoff in QGP, which is discussed in section IV A.

The second RHIC puzzle is that of jet quenching. What is meant by that is that expected (and measured in pp) spectrum of hard jets\*, or their leading hadrons is suppressed in AA collisions by a significant factor. There is no trace of jets in two-particle correlations, till transverse momenta of triggered hadron of about 4 GeV, and huge azimuthal asymmetry  $v_2$  ( $p_t=2-6$  GeV), incompatible with jet quenching due to **any** absorption model, as it exceeds the geometric limit described in [59].

These are two main puzzles which we will address. We will also discuss below event-by event fluctuations and  $J/\psi$  suppression, but those still need to be experimentally explored more before any conclusions can be made.

At very high energies (LHC) the saturation scale should become so large and the corresponding fields so strong, that one would be able to neglect all vacuum excitation effects we study in this work. However at RHIC the scales involved are both around 1 GeV and the contributions of both mechanisms to entropy seem to be comparable, as we will argue below.

### B. The Entropy and Quark production

When we mentioned above “early QGP production” we meant it in only quite limited sense, namely (i) that the system is “optically dense” and the expansion regime is collisional, with EOS close enough to  $p/\epsilon = 1/3$ . Two more fundamental questions can be asked:

- (ii) What is the production history of the total entropy of the system?
- (iii) When is the quark part of the QGP produced?

---

\*With transverse momentum well above the saturation scale, and thus subject to the ordinary parton model.

---

<sup>†††</sup> Brief explanation for non-experts: two nuclei colliding at impact parameter  $b$  comparable with nuclei radius overlap in a almond-shaped region of space. If there are collective effects, such as pressure gradient in the system, its evolution is asymmetric in the transverse plane. Since the direction of the impact parameter is unknown before the collision, this effect allows us to separate the initial-state and the final-state interaction.

<sup>†††</sup> However the latest data on HBT radii are 20-40% smaller than hydro models predicted. early “extra push” seem to be needed.

<sup>§§§</sup> It has been proposed [33] that this effect is baryon-specific and related with baryon junctions. However the latest STAR data reported by J.Harris and others in [34] on spectra of  $\phi$  mesons have show the same behavior. It is clearly just a mass effect, explained by a common flow of matter. Since in the pion gas  $N$  and  $\phi$  have cross sections which differ by nearly 2 orders of magnitude, this flow must originate in the QGP stage.

In the real collisions all thousands of outgoing secondaries of course include thousands of quark-anti-quark pairs produced in the process. At low (several GeV) collision energies those are believed to be generated at hadronization stage, from the string breaking. At higher energies, such as RHIC, it was long believed [1] that the produced QGP remains during its evolution of several fm/c mostly a “hot glue”, with small quark admixture. Various pQCD calculations concluded the same [14,12,15,39].

In section III we have explained how clusters decay into gluons, according to classical Yang-Mills equation. Addressing now what happens in the real world of QCD, we now have to include quarks. Here we come to the problem much debated in literature on electroweak theory in 1980’s but, to my understanding, not yet solved. The part of the problem everybody agree on is that rolling downhill we expected to be eventually either in the same minimum we started with or in the next one. In the latter case the anomaly equation demands that a set of  $\bar{u}udd\bar{s}s$  quarks be produced, because total change in chirality is needed to match a change in topology.

However all explicit solutions found, including ours, show that  $N_{CS}$  does not rolls down to the integer and remains non-zero even at very late time. Respectively, Dirac equation shows existence of quark states bound to the expanding shell at all times. It means that real production of free quarks happens only when the classical approximation breaks down.

Without detailed description of how this happens<sup>†</sup>, let me emphasize the main point. Unlike the usual pQCD gluons or random CGC classical fields, the turning point clusters are created in topological tunneling and have certain topological properties (non-zero  $N_{CS}$ ) themselves. Therefore, the axial anomaly equation, which connects change of the gauge field topology to change in the axial current demands that certain amount of quarks to be produced, to match the two. For example, for  $N_{CS} = 1/2$  (sphalerons) we expect statistically that in 3-flavor theory pairs of each flavor of light quarks –  $\bar{u}udd\bar{s}s$  – must be produced with the probability of 1/2. One may argue that about the same number is true for all clusters, in average. Furthermore, if there is a physical strange quark mass, the  $\bar{s}s$  get suppression by a factor  $m_s/(m^* + m_s) \sim 0.5 - 0.7$ , where  $m^*$  is the appropriate effective quark mass. So tentatively we estimate the yield to be 3.5 gluons and 2.5 quarks as products of one cluster, or 6 partons/cluster in average.

<sup>†</sup> The paper on this issue [36] is in progress.

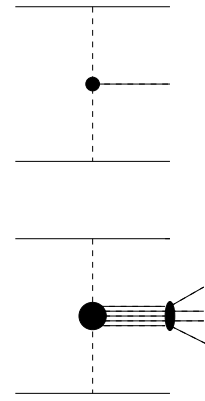


FIG. 6. Diagrams producing (a) one physical gluon or (b) a cluster of coherent gluons from colliding virtual fields of two high energy particles.

Assuming for cluster production a naive (unshadowed) estimates done in section V A, one obtains for central AuAu collisions at RHIC about  $400 \times 6 = 2400$  partons, roughly one half of the maximal value, given by total entropy (observed multiplicity of hadrons).

### C. Collision Energy, Centrality and Rapidity Dependence of Entropy Production

In fig.6 we compare the mechanisms producing out of two virtual gluons (a) a single on-shell gluon<sup>‡</sup> or (b) a turning state cluster. In this subsection we will discuss whether one can use dependence on any of the parameters (mentioned in its title) to separate the two mechanisms. In the first approximation, many features (such as nuclear shadowing etc) are obviously simply common to both of them.

Rapidity distribution of both components is about the same, since both are roughly given by a convolution of two<sup>§</sup> distribution function<sup>\*\*</sup>. As pointed out by Kharzeev and Levin [40], the interplay of (i) the saturation scale behaving at small  $x$  as

$$Q_s(x) \sim 1/x^\lambda, \quad \lambda = 0.25 - 0.3 \quad (26)$$

<sup>‡</sup>By the so called Lipatov vertex, the main ingredient of the BFKL ladder [16] providing high energy asymptotic in pQCD.

<sup>§</sup>We have ignored in both cases possible multi-parton collisions.

<sup>\*\*</sup>The distribution function  $\phi(x, p_t, Q)$  depends on parton transverse momentum: its integral over  $p_t$  is the better known structure function such as  $xG(x, Q)$ . Here  $Q$  stands for a normalization scale defining which partons we speak about.

with (ii) the saturation conditions itself, leads to characteristic triangular shape of the rapidity distribution<sup>††</sup>

$$\frac{dN}{dy} \sim \exp(-\lambda|y|) \quad (27)$$

which agrees well with the RHIC data.

Also we expect the centrality dependence of both mechanisms be very similar. Again, following Kharzeev and Levin [40] one can get a very good description of it substituting naive number-of-collisions scaling to saturation with its very slow logarithmic dependence  $\sim 1/\alpha(Q_s(b))$  of density of common small- $x$  gluons produced by a row ( $\sim A^{1/3}$ ) of nucleons. It is not surprising, since it is a feature of the wave function of colliding nuclei itself.

The dependence on the collision energy is quite different and complicated issue. The usual parton model, involving convolution of two parton densities with the power law  $xG(x) \sim 1/x^\lambda$  would predict

$$N(s) \sim s^\lambda \quad (28)$$

However, the saturation scenario reduces this power to a twice smaller power,  $\lambda/2$  [40]. The reason for that is the energy dependence of the saturation scale itself, 26.

So far we have implicitly assumed the cluster production scale being fixed by cluster mass, or the instanton size in the QCD vacuum, which is some  $s$ -independent fixed scale. We also implied that heavy ion collisions at RHIC have  $Q_s \approx 1$  GeV, which is the same as the semi-hard instanton scale. If so, the only difference between a single gluon Lipatov vertex and the instanton-induced cluster production is just a factor in the vertex.

However if we consider energy dependence and ask what happens at much higher energies, such as LHC ones and beyond, one should have a better look at scales involved. We will only provide an estimate, assuming the saturation scenario, with  $Q_s$  increasing as a small power of  $s$ . Simple one gluon production, described by the Lipatov vertex  $V_L \sim \alpha_s(Q_s)$  decreases with energy logarithmically. If one naively substitutes the saturation scale into the instanton-induced amplitude

$$V_{inst} \sim \exp(-S) S^{2N_c} \quad S = 2\pi/\alpha_s(Q_s) \quad (29)$$

one finds a power-like decrease<sup>††</sup>. It implies [11] that at energies high enough so that the saturations scale would be significantly larger than the ordinary instanton scale, one should expect suppression of cluster production.

---

<sup>††</sup>Naturally this expression also agrees with the original parton model of Feynman, which corresponds to  $\lambda = 0$  and correspondingly a “rapidity-independent plateau”.

<sup>†††</sup>The contribution of “interrupted vacuum instantons” always remains, but would be negligible at very high energies, as it can only provide constant contribution to multiplicity.

This conclusion is naive for at least two reasons:

(i) Although it is in agreement with a general trend of instanton suppression in high field, high temperature and high density [18], one has to look at each issue individually. It was shown by [19] that dense saturated CGC of a single nuclei does not actually suppress instantons<sup>§§</sup>: this can only happen in space-time region after the collision. On the other hand, “killed vacuum instantons” will always contribute, but their number is limited and does not grow with energy.

(ii) The saturation scale is not the scale of transverse momenta/virtualities which all the partons have. By its definition, it is only a place where the distribution over them changes, from a dilute to a saturated regime. Thus a convolution over all momentum scales with realistic instanton size distribution has to be evaluated, to establish accurate energy dependence of the instanton-induced processes. Such a calculation is not done yet.

## D. Event-by-event Fluctuations

First, a brief history. This approach was first proposed [42] as a tool to test statistical methods and extract more accurate data about freeze-out. More radical ideas of its applications included a search for the QCD tri-critical point [43] and even for quark-gluon plasma [44].

Experimentally, it has been pioneered by NA49 experiment at CERN [45] which found that non-statistical event-by-event fluctuations in mean  $p_t$  are basically absent, if measurements are made for rather forward rapidities. Late data by this group, as well as by CERES experiment, have found dynamical effect at mid-rapidity roughly consistent with standard resonance production: no trace so far neither of tri-critical point nor of survived QGP fluctuations. The first RHIC preliminary data about such fluctuations have been reported by T. Trainor [46] and G. Roland [34]. STAR experiment at RHIC have found about twice larger effect as compared to SPS: this difference we will try to explain below.

Cluster production induce event-by-event fluctuations because their number is significantly smaller than the number of particles. The estimates thus follows the ordinary statistical arguments, assuming separate cluster production is independent. The original presentation of this idea has been made at the 2001 CERN workshop [46].

The relative fluctuation in number of clusters is

$$\frac{\delta dN_{clust}/dy}{dN_{clust}/dy} \sim \left( \frac{1}{dN_{clust}/dy} \right)^{1/2} \quad (30)$$

---

<sup>§§</sup>They did it by an explicit calculation: going into the rest frame of the nuclei can convince the reader much easier.

For central AuAu collisions at RHIC this fluctuation is about .1. Assuming the fraction of particles coming from clusters in total parton multiplicity is about 1/2, and that the other one is fluctuating much less, we then expect the particle density at mid-rapidity of RHIC AuAu central collisions to fluctuate by about by 0.05. (This of course can be directly tested experimentally).

The next step is to estimate the expected fluctuations in hydro expansion velocity:

$$\frac{\delta v_t}{v_t} = \frac{\delta dN_{\text{clust}}/dy}{dN_{\text{clust}}/dy} \frac{\partial \log(v_t)}{\partial \log(dN_{\text{clust}}/dy)} \quad (31)$$

The log-log derivative depends on the EOS and can be calculated from hydrodynamics. Simple estimate follows from a comparison of mean flow at SPS and RHIC (or at two RHIC energies). At  $\sqrt{s}$  changing from 17 to 130 GeV the charge in hadron multiplicity  $dN/dy$  is about 1.5 while the flow velocity changed only from .55 to about .65: thus the log-log derivative is about .4, so relative fluctuation in the velocity is estimated to be about 0.02.

The so called  $m_t$  slopes, or effective temperatures  $T_{\text{slope}}$ , contains  $v_T$  via the so called blue shift factor

$$T_{\text{slope}} = T_{\text{true}} \sqrt{\frac{1+v_t}{1-v_t}} \quad (32)$$

Differentiating this over  $v_t$  we finally get the estimate for the “temperature fluctuation” at RHIC relative to SPS (where cluster production is assumed to be negligible)

$$\frac{\delta T_{\text{slope}}}{T_{\text{slope}}} = \frac{\delta v_t}{v_t} \frac{v_t}{1-v_t^2} \quad (33)$$

or about 0.01 in central AuAu collisions. A relative increase in fluctuation in STAR relative to NA49 is indeed of the magnitude corresponding to about 1 per cent “slope fluctuations” for the central heavy ion collisions.

(Although the effect may look small, let us tell the reader that even the present experimental errors are much smaller than the value itself.)

More direct tests of whether we indeed see  $p_t$ -slope fluctuations or something else at RHIC can be done experimentally using complete two-body correlation function. Simple summary of the idea can be expressed as follows: Slope fluctuation produce positive correlation when two transverse momenta are either both small or both large, but a negative one if one momentum is large and one small. Preliminary indications are that it is indeed the case: we are waiting for data to get finalized and public, to test it further.

Finally, a comment on other possible kind of event-by-event fluctuations, those related with the non-zero topology of the clusters, which (again with relative probability  $\sim 1/\sqrt{N_{\text{clusters}}}$  which is large compared to statistical fluctuations  $\sim 1/\sqrt{N_{\text{particles}}}$ ) would produce an observable dis-balance of left-versus-right quarks. Like in electroweak theory with baryon number [61], we think that thermal rate in QGP should be suppressed only by  $\exp(-M_{\text{sphaleron}}/T)$  and be big enough to erase this effect.

## E. Heavy Quarkonia Suppression

A possibility that gluon absorption in QGP can cause strong  $J/\psi$  “ionization”, by the dipole excitation similar to those responsible for photo-effect of ordinary atoms, has been noticed already in the very first paper discussing possible QGP signals [1]. Later Matsui and Satz [57] noticed that due to a Debye screening in QGP  $J/\psi$  and other excited states of  $c\bar{c}$  cannot even exist inside QGP as a bound states. Since that time, multiple literature on the subject discusses theory of  $J/\psi$  suppression and its relation with experimental data from CERN NA38/50 experiment. RHIC data are expected soon, and prediction range from near total suppression to even  $J/\psi$  enhancement, due to possible recombination of two charm quarks at the hadronization stage.

Without going into detailed discussion of current situation, we just evaluate the probability to dissociate different quarkonia states by the gluon-electric field of expanding shells resulting from the cluster explosion.

The cross section for a gluon (with momentum  $k$ ) to dissociate a quarkonium state, denoted as  $\Phi$  is [58]

$$\sigma_{g\Phi} = \frac{2\pi}{3} \left(\frac{32}{3}\right)^2 \left(\frac{M}{\epsilon}\right)^{1/2} \frac{(k/\epsilon - 1)^{3/2}}{M^2(k/\epsilon)^5} \quad (34)$$

where  $\Phi$  is assumed to be a Coulomb system made of quarks with mass  $M$  and binding energy  $\epsilon$ .

Since the wall of the exploding cluster is a coherent field, in principle one should go back to the original calculation and calculate matrix element of excitation using time-dependent perturbation theory and appropriate time shape of the pulse. However, since the maxima of the gluon spectra 4 and the cross section for the  $J/\psi$  dissociation given above happen to be similar, one can simply estimate it using the incoherent cross section enhanced by a coherence factor  $N_g=4-5$ . (The fields of all gluons are the same and add in a field strength, not in intensity.)

If the quarkonium is at distance  $R$  from the original position of the cluster, the probability to be dissociated is

$$P = N_g \sigma_{g\Phi} \frac{N_g}{4\pi R^2} \quad (35)$$

where the unusual extra factor  $N_g$  is the coherent enhancement. Averaging it over the volume, assuming the space is divided into spherical cells of radius  $R_c$  around each cluster, we get

$$P = N_g^2 n_c \sigma_{g\Phi} R_c \quad (36)$$

where  $n_c = 1/(4\pi R_c^3/3)$  is the cluster density.

One can see that for expected  $n_{\text{clusters}} \sim 1\text{fm}^{-3}$  one gets  $P_{J/\psi} > 1$ , which means that nearly all  $J/\psi$  are expected to be dissociated.

The situation is different for  $\Upsilon$  and its relatives. First of all, the maximum of the cross section is down by about an order of magnitude. Second, the overlap between the

gluon spectrum and the cross section (34) is small: exact numbers also depend on (relatively uncertain) high energy tail  $k > 1 \text{ GeV}$  of this spectrum. As a result, an effective cross section is only  $\sim 0.1 \text{ mb}$  and the probability of Upsilon excitation is just few percents.

Presumably remnants of “classical glue”, which according to calculations in [39] have higher effective temperature  $T_{eff} \sim 1 \text{ GeV}$  are more effective in Upsilon dissociation.

## F. Brief Introduction to Jet Quenching

Jet quenching is a kind of “tomography” of the excited system, created in high energy heavy ion collisions. It is based on the fact that even hard jets are partially absorbed\*\*\* during their passage through the system. Jet quenching is thus one of few tools allowing us to get information about very early stages of such conditions, hopefully providing insights about matter conditions at this time.

The so called quenching factor  $Q(p_t)$  is defined as the observed number of jets divided by the expected number calculated in the parton model without account for final††† state interaction.

In early papers on the subject [47], it first lead to prediction of rather modest additional jet scattering in Quark-Gluon Plasma (QGP), and discussion has been centered about aplanarity and similar deviations from the parton model. Account for radiation losses [48] has significantly increased expectations of the effect’s magnitude, while proper account for Landau-Pomeranchuk-Migdal (LPM) effect [49] have somewhat decreased them. Also due to the QCD LPM effect, the predicted radiation spectra and dependence on the length of the material passed on the way out are shown to be rather different from those corresponding to bremsstrahlung in elementary parton-parton scattering. Including all that, with account for fluctuations in radiation etc, the expected quenching factor from such mechanism is expected to be  $Q = .5 - .7$  for jets with  $p_t = 10 - 20 \text{ GeV}$  [49].

Experimentally, relatively modest jet quenching has been first observed in deep inelastic scattering, with a forward jet going through cold nuclear matter (see discussion e.g. in [50]). As jet recognition algorithms in heavy ion environment is very difficult to implement, thus all the results reported by now on the jet quenching in fact refer

to the observed/expected ratio of single hadrons yields at large  $p_t$ . At the end of the section we return to the discussion how a difference between the two definitions can be used to identify quenching mechanism.

In contrast to heavy ion data from CERN SPS, which have shown some jet-like correlations and relatively small jet quenching determined from high- $p_t$  hadrons, at RHIC the situation happens to be rather different. STAR and PHENIX collaborations at RHIC have observed jet quenching with  $Q \sim 1/4$  for all charged hadrons and  $Q \sim 1/8$  for identified  $\pi^0$ . Thus the effect apparently depends strongly on the kind of triggered hadrons, in contradiction to “jet-quenching”+fragmentation ideology. It shows that at this point the  $p_t$  region experimentally covered,  $p_t < 6 \text{ GeV}$ , is not high enough to be actually jet-dominated†††. Subsequent discoveries that (i) at  $p_t > 2 \text{ GeV}$  protons and anti-protons dominate the charge particle spectra; (ii) that the azimuthal asymmetry remains very strong§§§ at large  $p_t < 6 \text{ GeV}$ ; as well as (iii) development of very successful hydro description of spectra [32] even in this region, has lead to a suspicion that in fact jet quenching is even much stronger and most of hadrons we see at  $p_t \sim \text{few GeV}$  originate from late-stage hydro rather than from jets.

One technical but important point, made in the last paper in [49], is that when quenching is strong it cannot be evaluated using the mean energy loss. Let us remind it. The quenching factor is the ratio of produced to observed spectra

$$Q(p_t) = \frac{\int d\epsilon D(\epsilon) dN^{\text{hard}}/dp_t^2(p_t + \epsilon)}{dN^{\text{observed}}/dp_t^2(p_t)} \quad (37)$$

where  $\epsilon$  is the energy lost in medium and  $D(\epsilon)$  is its normalized distribution. For small  $\epsilon$  one can expand it to first order, obtaining a correction proportional to mean energy loss  $\langle \epsilon \rangle = \int d\epsilon D(\epsilon) \epsilon$ . However, because spectrum is so steep, it can only be true when  $\epsilon/p_t$  is smaller than few percent.

Therefore, for illustration of the magnitude of the effect needed, let us suggest a different simple approximation. Using power parameterization of the spectrum

$$\frac{dN}{dp_t^2(p_t)} \sim \frac{1}{p_t^n} \quad (38)$$

for both observed and “hard” distributions, one gets

---

\*\*\*Or deformed: see discussion below on experimental strategies.

†††We imply that *initial* state interaction – the so called nuclear shadowing of structure functions and Cronin effects – should be included in the expected value. It means that nuclear parton distributions should be taken from reactions on nuclei, hA and lA rather than from hN and lN.

---

††† First jet-related two-body correlations have been recently reported by STAR for  $p_t > 4 \text{ GeV}$  [34] but which part of hadrons in this region actually come from jets remains unknown.

§§§ I actually found [59], that *any* amount of jet quenching, no matter how strong, cannot *alone* reproduce it. An admixture of non-geometric effect such as hydro flow asymmetry, seem to be absolutely needed to get to huge experimentally observed effects.

$$Q(p_t) = \int d\epsilon D(\epsilon) \left( \frac{1}{1 + \epsilon/p_t} \right)^n \quad (39)$$

instead. With the simplest distribution peaked at some fractional loss

$$D(\epsilon) = \delta(\epsilon - \kappa p_t) \quad (40)$$

one gets  $Q = 1/(1 + \kappa)^n$ . With  $n \approx 12$  in the PHENIX domain, a jet quenching by one order of magnitude would correspond to  $\kappa \sim 1/4$ . This means that a loss of about 1/5 of the produced jet momentum is about equivalent to jet quenching by an order of magnitude we need.

### G. Jet quenching by exploding clusters

Let us first explain why one may think this mechanism of Jet quenching may turn out to be important.

The first generic enhancement is due to coherence effect of classical glue: the field strength are added, not intensities, of all gluons making the expanding wall. (This would also work for classical glue created by a materialized CGC.)

The second specific enhancement is due to the fact that expanding thin wall geometry maximizes both the field strength (compare to CGC gluons which occupy all the space equally) and the probability to collide with it. The last point may be especially important: it is hard to avoid the growing foam-like structure of expanding shells.

It is convenient to start with very brief reminder of the ordinary QCD bremsstrahlung first, to be modified in our estimates below. It has been first considered by Bertsch and Gunion [51], who had calculated three diagrams shown in the left side of Fig.7. Adding their squares\* at high collision energies relative to momentum transfer  $\vec{l}_t$  from the target parton and also to transverse momentum of the radiated gluon  $\vec{q}_t$ , they have shown that the number of gluons emitted is

$$\frac{dN_g}{dy d^2 q_t} = \frac{C_c^2 \alpha_s}{\pi^2} \frac{\vec{l}_t^2}{\vec{q}_t^2 (\vec{q}_t - \vec{l}_t)^2} \quad (41)$$

where  $C_c^2$  is a color factor (3 for qq scattering with gluon emission). Note first that at  $\vec{l}_t = 0$  everything vanishes. Second, two denominators, when small, generate two cones of radiation, along the initial and the final directions of a jet.

---

\*The interference terms were also discussed in that paper: those are related to formfactors which are relevant to radiation inside hadrons, which we are not interested now.

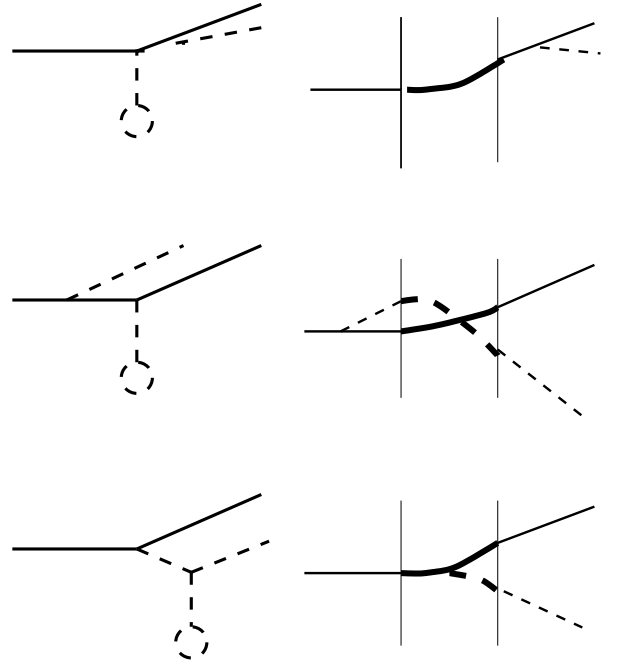


FIG. 7. Three diagrams generating the QCD bremsstrahlung (left) compared to similar diagrams in a non-perturbative field of expanding shell (right). Wider lines corresponds to appropriate Green functions in the external field.

In the problem we discuss the field traversed by a jet parton is non-perturbative,  $A \sim 1/g$ . Therefore, using perturbative diagrams with one (or any other) number of interactions with the field cannot be in general justified. Only if a jet is passing through a very thin shell of such field, so that its size rather than coupling constant is small, the problem can still be treated perturbatively. The radiation in this case would therefore be still given by eqn. 41, with two cones along the incoming and outgoing direction.

In general, radiation from a thick enough shell of strong field can be described by modified diagrams shown in the right side of Fig.7, where motion inside the field is described by appropriate propagators in the field. We will do so elsewhere [56].

Here we will simply use a variant of QED Weizsacker-Williams (WW) approximation for evaluation of the first two diagrams in Fig.7. The QED WW approximation makes use of the fact that a Coulomb field of rapidly moving charge can be viewed as a set of “equivalent photons”. In order to find it, one should just do a Lorentz transformation of static Coulomb field.

In QCD the color field accompanied a charge can also be viewed as a set of co-moving partons. In this case Lorentz transformation is not sufficient, but the answer is well known and is provided by the so called “parton-in-parton” structure functions, which follow from DGLAP evolution

$$\frac{\partial \phi_{i/j}(x, \mu)}{\partial \log \mu} = \frac{\alpha_s(\mu)}{2\pi} P_{ij}(x) \quad (42)$$

where  $i,j=q,g$ ,  $P_{ij}(x)$  are the well known DGLAP splitting functions. In the leading order we imply, there is no extra  $\alpha_s$  or scale dependence in those). For example, for gluon in a quark and in a gluon it is

$$P_{gq}(x) = C_f \left[ \frac{(1-x)^2 + 1}{x} \right] \quad (43)$$

$$P_{gg}(x) = 2C_f \left[ \frac{x}{(1-x)_+} + \frac{1-x}{x} + x(1-x) \right] + O(\delta(1-x)) \quad (44)$$

which determines the spectrum of shed-off radiation. (Note that both have  $dx/x$  term corresponds to the usual WW soft radiation spectrum.) Multiplying such functions by  $x$  and integrating, we get estimate for the total energy loss of quark and gluon due to gluon emission via diagram (b)

$$\frac{\epsilon_q}{p} = 0.28\alpha_s \log\left(\frac{Q_{high}^2}{Q_{low}^2}\right) \quad (45)$$

$$\frac{\epsilon_g}{p} = 1.0\alpha_s \log\left(\frac{Q_{high}^2}{Q_{low}^2}\right) \quad (46)$$

where the second integral was regulated by putting  $x_{max}$  to be .95 in the estimate<sup>†</sup>.

Now we have to define the two scales which limit the DGLAP evolution of the jet,  $Q_{high}^2$ , corresponding to the “analyzer” in a scattering process, and  $Q_{low}^2$ , corresponding to parton’s virtuality while hitting a magnet. The former is basically given by a (transverse) momentum kick produced by the analyzing field

$$Q_{high}^2 \sim \sqrt{(g\vec{E}^a)^2 + (g\vec{B}^a)^2} \quad (47)$$

The virtuality of the incoming<sup>‡</sup> hard jet itself depends either (i) on its propagation length from the jet creation point or previous hard collision  $L$

$$Q_{low}^2 \sim L/p \quad (48)$$

or on (ii) its “thermal mass”  $Q_{low}^2 \sim g^2 T^2$  (which is due to forward scattering on QGP partons and thus perfectly exist in non-equilibrium setting as well), or on (iii) the non-forward scattering on QGP partons or Landau-Pomeranchuk-Migdal modification. In principle, the maximal of the three will dominate. We will skip estimates of the log factor in this paper, keeping it  $O(1)$  for estimates.

<sup>†</sup>Assuming that there is a non-zero effective mass of any parton. Note also that we have ignored the evolution of the  $\alpha_s$  itself, considering it independent on  $Q^2$ .

<sup>‡</sup>For outgoing line the point (i) does not apply.

With the usual value of  $\alpha_s \sim .3$  one can see that a gluon jet can indeed loose about .2 of their energy – as required by the data – provided collision with the walls happens with the probability close to 1.

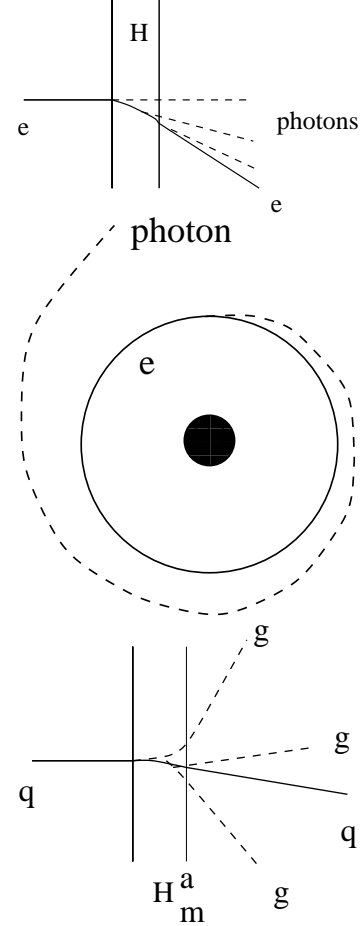


FIG. 8. Schematic representation of synchrotron-like radiation in three cases: (a) in the usual magnet; (b) by a charge rotating ultra-relativistically in a gravity field (e.g. around a black hole); (c) the layer of gluo-magnetic gauge field.

Evaluation of the contribution of the diagram Fig.7 (c) is an interesting but complicated issue, to be discussed in a separate publication [56]. Here we just briefly explain why such radiation from a charge is different from what is known in QED. Unlike in perturbative analysis discussed above, classical trajectory in the field is not made out of two straight lines, but it includes a curve in between. The radiation is therefore not only makes two cones describe above, but is also emitted in all directions in between. Therefore, the language based on “shedding the parton cloud” prepared in advance or a-posteriori of the collision, becomes clearly inadequate. In a “synchrotron-like” radiation, as we would like to call all those problems, the radiated field is generated continuously as the charge is accelerating. For a synchrotron, where a charge move basically by a Larmor circle in constant magnetic field, the energy loss is simply constant.



Significant differences between synchrotron-type radiation in magnetic field, gravity field and QCD field, are schematically shown in Fig.8. In the usual magnetic field the photons are not affected, and while electrons turn in a magnet, in the geometric optics limit the radiation goes by straight line, tangent to the electron trajectory. Therefore, radiated photons fill the sector between the initial and final direction, see Fig.8(a).

Interesting case, considered first in [52], is radiation of a charge turning in a gravitational field, see Fig.8(b). In this case both an ultra-relativistically moving charge and photons are turning, and these two trajectories even are very close to each other. This leads to significant reduction of radiation properties: total yield (compared to synchrotron radiation for the same rotation radius) is reduced by  $\gamma^2$ , and the radiation length to each particular direction is actually the whole circle, not a sector with  $\delta\phi \sim 1/\gamma$  as in a magnet.

A parton traversing a “QCD magnet”, see Fig.8(c) also radiates differently. In this case the WW gluons, surrounding any moving color charge, also rotates. In fact, due to (larger color charge, if the initial parton is a quark) and smaller momentum, their radius  $R_g$  is smaller than that for a initial parton  $R_p$ . A QCD magnet thus acts as a kind of a Newtonian prism, creating a kind of “rainbow squared”, in which gluons are analyzed both in their momenta and color.

#### H. How can one learn experimentally what causes the jet quenching?

Two mechanisms of radiative energy losses discussed above, namely (i) due to multiple uncorrelated scattering with small momentum transfer, and (ii) one (or few) stronger scatterings can in principle be separated experimentally. The difference between final states become apparent when one asks a question: where the radiated energy go?

Theoretically, when the emitting parton and its radiation are separated (become incoherent), the radiation process is considered completed. Experimentally however we cannot know anything about coherence and just look at secondary hadrons, either individually or calorimetrically. In the former case (i) most of the “radiated” energy still is in forward narrow cone. One may even view this mechanism of jet quenching as a “matter modification of a fragmentation function”, with a conserved total energy and re-distributed hadron momenta.

In the latter case (ii) (which we propose in this work) the situation is different. Radiated gluons by diagrams (b,c) in Fig 7 are then scattered by a strong field, generically to large angles. Therefore, this energy is not in the narrow cone along the jet and it cannot be recovered. This observation may give us a chance to understand which mechanism is responsible for jet quenching.

Jet physics at RHIC is in its infancy: only now first studies of two-particle correlations with hard ( $p_t >$

4GeV) hadron trigger have revealed the first glimpses for jets, in form of forward peak of accompanying hadrons. The properties of such peak should be studied quantitatively, using full statistics, and the feasibility of separation of the two mechanism as explain above should be quantitative studied.

## VII. SUMMARY AND DISCUSSION

We have discussed in this work multiple consequences of the idea, that quantum mechanical tunneling effects into topological direction of the gauge fields can be an important component of both hadronic and nuclei collisions, at RHIC energies ( $\sqrt{s} \sim$  hundreds of GeV).

We expect it to show as a “firework” of mini-explosions of specific clusters, remnants of instantons. Both their shape and further explosive behavior are determined from classical YM and is under control, numerically and analytically. We pointed out that the low scale of the thermal masses can be used to justify application of classical Yang-Mills equations, as clusters explodes into QGP. It leads to 4-5 gluons/cluster.

We made rough estimates of the number of gluons produced based on parton-parton cross section obtained phenomenologically (more work on its direct calculation is still needed) and found it to be comparable to what other mechanism (such as McLerran-Venugopalan model) produce. We pointed out, however, that due to their topological properties clusters are expected to produce multiple quark-anti-quark pairs, unsuppressed by small parameters (the coupling constant) common to all perturbative scenarios. With lepton and/or photons from early stages to be eventually observed, one would be able to get the quark/gluon ratio experimentally and see what regime is the case.

We further argued that rapidity and centrality of both gluon and cluster production should be very similar, but energy dependence should not. Cluster production is expected to become sub-leading at energies much higher than RHIC (say LHC) provided the saturation scale there is indeed increased well above the instanton scale.

We further speculated that cluster production can help us with some other RHIC observations, such as enhanced event-by-event fluctuations and jet quenching. These estimates are to be compared with RHIC data, as they will become more detailed and accurate.

Many more ideas deserves to be explored later. (To name one, explosive behavior of such clusters at the initial stage should contribute to collective expansion. Extra initial velocity at the beginning of hydro simulation may get HBT radii smaller and eliminate discrepancy between hydro predictions and data.)

The last comment: as always, when a new facility allows to penetrate into so far unknown territory, RHIC has produced many surprises and multiple new ideas. Not all of them would survive: but skeptics are already shown

to be wrong, once again.

**Acknowledgments** *Let me thank my collaborators G.Carter, D.Ostrovsky and I. Zahed: this paper is in many ways a summary of ideas which have been developed in the course of joint work with them. I also would like to thank D.Kharzeev for clarifications related to his papers. This work is partially supported by the US-DOE grant No. DE-FG02-88ER40388. Large part of it has been written in ITP, Santa Barbara, whose support under NSF Grant PHY99-07949 and kind hospitality is acknowledged.*

- 
- [1] E. V. Shuryak, Phys. Lett. B **78**, 150 (1978) Sov. J. Nucl. Phys. **28**, 408.1978 YAFIA,28,796 (1978). Phys. Rept. **61**, 71 (1980).
  - [2] A. A. Belavin, A. M. Polyakov, A. S. Shvarts and Y. S. Tyupkin, Phys. Lett. B **59**, 85 (1975).
  - [3] G.t'Hooft Phys. Rev. D **14**, 3432 (1976) [Erratum-ibid. D **18**, 2199 (1976)].
  - [4] C. G. Callan, R. F. Dashen and D. J. Gross, Phys. Rev. D **17**, 2717 (1978).
  - [5] A.Ringwald, Nucl.Phys. B330 (1990) 1, O.Espinosa, Nucl.Phys. B343 (1990) 310; V.V. Khoze, A. Ringwald, Phys.Lett. B259:106-112, 1991 V.I.Zakharov, Nucl.Phys. B353 (1991) 683; M.Maggiore and M.Shifman, Phys.Rev.D46:3550-3564,1992
  - [6] D. Diakonov and V. Petrov, Phys. Rev. D **50**, 266 (1994) [arXiv:hep-ph/9307356].
  - [7] A. Ringwald and F. Schrempp, Phys. Lett. B **503**, 331 (2001) [arXiv:hep-ph/0012241]. arXiv:hep-ph/0006215. F. Schrempp, arXiv:hep-ph/0109032.
  - [8] D. E. Kharzeev, Y. V. Kovchegov and E. Levin, Nucl. Phys. A **690**, 621 (2001) [arXiv:hep-ph/0007182].
  - [9] M. A. Nowak, E. V. Shuryak and I. Zahed, Phys. Rev. D **64**, 034008 (2001) [hep-ph/0012232].
  - [10] T. Schafer and E. V. Shuryak, Rev. Mod. Phys. **70**, 323 (1998) [arXiv:hep-ph/9610451].
  - [11] E. V. Shuryak, Phys. Lett. B **515**, 359 (2001) [hep-ph/0101269].
  - [12] K. Geiger and B. Muller, Nucl. Phys. A **544**, 467C (1992).
  - [13] L. Xiong and E. Shuryak, Nucl. Phys. A **590**, 589C (1995).
  - [14] . V. Shuryak, Phys. Rev. Lett. **68**, 3270 (1992). E. V. Shuryak and L. Xiong, Phys. Rev. Lett. **70**, 2241 (1993) [arXiv:hep-ph/9301218].
  - [15] R. Baier, A. H. Mueller, D. Schiff and D. T. Son, Phys. Lett. B **502**, 51 (2001) [arXiv:hep-ph/0009237]. arXiv:hep-ph/0204211.
  - [16] E. Kuraev, L. Lipatov and V. Fadin, Sov. Phys. JETP **45** (1977) 199; I. Balitsky and L. Lipatov, Sov. J. Nucl. Phys. **28** (1978) 822; L. Lipatov, Sov. Phys. JETP **63** (1986) 904.
  - [17] M. Velkovsky and E. V. Shuryak, Phys. Lett. B **437**, 398 (1998) [arXiv:hep-ph/9703345].
  - [18] E. V. Shuryak, Phys. Lett. B **79**, 135 (1978).
  - [19] D. E. Kharzeev, Y. V. Kovchegov and E. Levin, Nucl. Phys. A **699**, 745 (2002) [arXiv:hep-ph/0106248].
  - [20] N.Manton, Phys.Rev.D 28 (1983) 2019; F.R.Klinkhamer and N.Manton, Phys.Rev.D30 (1984) 2212.
  - [21] D. M. Ostrovsky, G. W. Carter and E. V. Shuryak, arXiv:hep-ph/0204224.
  - [22] E.V.Shuryak.Nucl.Phys.B302 (1988) 574
  - [23] E.V.Shuryak.Nucl.Phys.B302 (1988) 621
  - [24] A. V. Yung, Nucl. Phys. B **297**, 47 (1988).
  - [25] J. J. Verbaarschot, Nucl. Phys. B **362**, 33 (1991) [Erratum-ibid. B **386**, 236 (1991)].
  - [26] E. V. Shuryak, Nucl. Phys. B **203**, 93 (1982).
  - [27] J. Zadrozny, Phys. Lett. B **284**, 88 (1992). M. Hellmund and J. Kripfganz, Nucl. Phys. B **373**, 749 (1992).
  - [28] M.Luscher, Phys.Lett.B70 (1977) 321; B.Schechter, Phys.Rev.D16 (1977) 3015.
  - [29] P. Levai and U. W. Heinz, Phys. Rev. C **57**, 1879 (1998) [arXiv:hep-ph/9710463].
  - [30] V. A. Rubakov and D. T. Son, Nucl. Phys. B **424**, 55 (1994) [arXiv:hep-ph/9401257].
  - [31] G. W. Carter, D. M. Ostrovsky and E. V. Shuryak, Phys. Rev. D **65**, 074034 (2002) [arXiv:hep-ph/0112036].
  - [32] D. Teaney, J. Lauret and E. V. Shuryak, Phys. Rev. Lett. **86**, 4783 (2001) [arXiv:nucl-th/0011058], arXiv:nucl-th/0110037. P. F. Kolb, P. Huovinen, U. W. Heinz and H. Heiselberg, Phys. Lett. B **500**, 232 (2001) [arXiv:hep-ph/0012137]. P. Huovinen, P. F. Kolb, U. W. Heinz, P. V. Ruuskanen and S. A. Voloshin, Phys. Lett. B **503**, 58 (2001) [arXiv:hep-ph/0101136].
  - [33] I. Vitev, M. Gyulassy and P. Levai, arXiv:hep-ph/0109198.
  - [34] Talks at Conference on QCD at the RHIC era, April 2002, ITP Santa Barbara, online.itp.ucsb.edu.
  - [35] D. Molnar and M. Gyulassy, Nucl. Phys. A **697**, 495 (2002) [arXiv:nucl-th/0104073].
  - [36] D.Ostrovsky and E.V.Shuryak, Fermion production by exploding QCD sphalerons, in progress.
  - [37] L. V. Gribov, E. M. Levin and M. G. Ryskin, Phys. Rept. **100**, 1 (1983). J. P. Blaizot and A. H. Mueller, Nucl. Phys. B **289**, 847 (1987).
  - [38] L. D. McLerran and R. Venugopalan, Phys. Rev. D **49**, 2233 (1994) [arXiv:hep-ph/9309289].
  - [39] A. Krasnitz, Y. Nara and R. Venugopalan, Phys. Rev. Lett. **87**, 192302 (2001) [arXiv:hep-ph/0108092].
  - [40] D. Kharzeev and E. Levin, Phys. Lett. B **523**, 79 (2001) [arXiv:nucl-th/0108006]. D. Kharzeev, E. Levin and M. Nardi, arXiv:hep-ph/0111315.
  - [41] D. Kharzeev and M. Nardi, Phys. Lett. B **507**, 121 (2001) [arXiv:nucl-th/0012025].
  - [42] L.Stodolsky,Phys.Rev.Lett. 75 (1995) 1044, E.V.Shuryak,Phys.Lett.B423 (1998) 9.
  - [43] M. Stephanov, K. Rajagopal and E. V. Shuryak, Phys. Rev. Lett. **81**, 4816 (1998) [arXiv:hep-ph/9806219]. Phys. Rev. D **60**, 114028 (1999) [arXiv:hep-ph/9903292].
  - [44] M.Asakawa, U. W. Heinz, B.Muller, Phys.Rev.Lett.85:2072-2075,2000; hep-ph/0003169; S. Jeon, V. Koch, Phys.Rev.Lett.85:2076-2079,2000; hep-ph/0003168

- [45] H. Appelshauser *et al.* [NA49 Collaboration], Phys. Lett. B **459**, 679 (1999) [arXiv:hep-ex/9904014].
- [46] CERN Workshop on Event-by-Event fluctuations in heavy ion collisions, June 2001.
- [47] D. A. Appel, Phys. Rev. D **33**, 717 (1986). J. P. Blaizot and L. D. McLerran, Phys. Rev. D **34**, 2739 (1986).
- [48] M. Gyulassy and M. Plumer, Phys. Lett. B **243**, 432 (1990). X. N. Wang, M. Gyulassy and M. Plumer, Phys. Rev. D **51**, 3436 (1995) [arXiv:hep-ph/9408344]. G. Fai, G. G. Barnafoldi, M. Gyulassy, P. Levai, G. Papp, I. Vitev and Y. Zhang, arXiv:hep-ph/0111211.
- [49] R. Baier, Y. L. Dokshitzer, S. Peigne and D. Schiff, Phys. Lett. B **345**, 277 (1995) [arXiv:hep-ph/9411409]. R. Baier, Y. L. Dokshitzer, A. H. Mueller and D. Schiff, JHEP **0109**, 033 (2001) [arXiv:hep-ph/0106347].
- [50] E. Wang and X.-N. Wang, hep-ph/0202105
- [51] J. F. Gunion and G. Bertsch, Phys. Rev. D **25**, 746 (1982).
- [52] I. B. Khriplovich and E. V. Shuryak, Zh. Exp. Teor. Fiz. **65** (1973) 2137; Sov. Phys. JETP, **38** (1974) 1067,
- [53] E. V. Shuryak, Decrease of the Non-Perturbative cutoff in QGP, Proceedings of RIKEN-BNL Workshop “Equilibrium and Non-equilibrium aspects of hot, dense QCD” July 2000.
- [54] T. S. Biro, M. H. Thoma, B. Muller and X. N. Wang, Nucl. Phys. A **566**, 543C (1994). K. J. Eskola, K. Kajantie, P. V. Ruuskanen and K. Tuominen, Nucl. Phys. B **570**, 379 (2000) [hep-ph/9909456].
- [55] M. Gyulassy, I. Vitev and X. N. Wang, “High  $p_T$  azimuthal asymmetry in non-central  $A+A$  at RHIC,” nucl-th/0012092.
- [56] E. V. Shuryak and I. Zahed, Cyclotron-like radiation in QCD, in progress.
- [57] T. Matsui and H. Satz, Phys. Lett. B **178**, 416 (1986).
- [58] M. Peskin, Nucl. Phys. B **156** (1979) 365, G. Bhanot, Nucl. Phys. B **156** (1979) 391. D. Kharzeev and H. Satz, Nucl. Phys. A **590**, 515C (1995).
- [59] E. V. Shuryak, “The azimuthal asymmetry at large  $p(t)$  seem to be too large for a ‘jet quenching’,” arXiv:nucl-th/0112042.
- [60] Proceedings of 15-th International conference Quark Matter 2001, Stony Brook, January 2001. Nucl. Phys. A.
- [61] V. A. Kuzmin, V. A. Rubakov and M. E. Shaposhnikov, Phys. Lett. B **155**, 36 (1985). P. Arnold and L. D. McLerran, Phys. Rev. D **37**, 1020 (1988).

