


STRUCTURE OF NEUTRINO MASS MATRIX

M. FRIGERIO

*INFN, Section of Trieste and International School of Advanced Studies
(SISSA/ISAS), Via Beirut 4, 34014 Trieste, Italy*



We reconstruct the neutrino mass matrix in the flavor basis, using experimental data on neutrino oscillations. Both normal and inverted hierarchy (ordering) of the mass spectrum are considered. The dependence of the matrix structure on CP violating Majorana phases ρ and σ is studied. The results are shown in ρ - σ plots. We find the possible matrix structures in the different regions of parameters and discuss the perspectives to further restrict the matrix structure in future experiments.

The data on neutrino oscillation experiments¹ constrain the mixing angles in the leptonic sector and the neutrino mass squared differences. The origin of masses and mixing of neutrinos and the possible underlying flavor symmetries are hidden in the structure of the mass matrix². We will reconstruct the Majorana mass matrix for three neutrinos in the flavor basis, using the experimental input. We will stress the importance of CP violating Majorana phases for the matrix structure, both in the case of a mass spectrum with normal hierarchy (ordering)³ and in that of inverted hierarchy (ordering)⁴.

The neutrino mass matrix in flavor basis, M , can be written as

$$M = U^* M^{diag} U^\dagger, \quad (1)$$

where $M^{diag} \equiv \text{Diag}(m_1 e^{-2i\rho}, m_2, m_3 e^{-2i\sigma})$. Here m_i are the moduli of the neutrino mass eigenvalues; ρ and σ are the two CP violating Majorana phases, varying between 0 and π . The standard parameterization for the mixing matrix U is:

$$U = \begin{pmatrix} c_{13}c_{12} & s_{12}c_{13} & s_{13}e^{-i\delta} \\ -s_{12}c_{23} - s_{23}s_{13}c_{12}e^{i\delta} & c_{23}c_{12} - s_{23}s_{13}s_{12}e^{i\delta} & s_{23}c_{13} \\ s_{23}s_{12} - s_{13}c_{23}c_{12}e^{i\delta} & -s_{23}c_{12} - s_{13}s_{12}c_{23}e^{i\delta} & c_{23}c_{13} \end{pmatrix}, \quad (2)$$

where $c_{ij} \equiv \cos \theta_{ij}$, $s_{ij} \equiv \sin \theta_{ij}$ and δ is the CP violating Dirac phase. The mixing angles vary between 0 and $\pi/2$ and δ between 0 and 2π .

We will consider the absolute values of the six independent matrix elements, which are functions of nine parameters: $m_{\alpha\beta} = |M_{\alpha\beta}(m_i, \theta_{ij}, \delta, \rho, \sigma)|$, $\alpha, \beta = e, \mu, \tau$. Experimental data on neutrino oscillations¹ give five constraints on the parameter space (90% C.L.):

$$\begin{aligned} m_2^2 - m_1^2 &\equiv \Delta m_{sol}^2 = (5_{-3}^{+15}) \cdot 10^{-5} \text{eV}^2; & |m_3^2 - m_2^2| &\equiv \Delta m_{atm}^2 = (2.5_{-0.9}^{+1.5}) \cdot 10^{-3} \text{eV}^2; \\ \tan^2 \theta_{12} &= 0.35_{-0.1}^{+0.3}; & \tan \theta_{23} &= 1_{-0.3}^{+0.4}; & s_{13} &\lesssim 0.2 \end{aligned} \quad (3)$$

(we use the LMA MSW solution of the solar neutrino problem). The absolute mass scale and the three CP violating phases are not constrained by oscillation data.

In order to study the dominant structure of the mass matrix, we will neglect $\mathcal{O}(s_{13})$ terms with respect to $\mathcal{O}(1)$ terms. Notice, however, that some matrix elements can be of order s_{13} . Therefore, the subdominant structure of the matrix, formed by small elements, cannot be studied in this approximation. A more detailed analysis can be found in a previous work³. Using Eqs.(1) and (2) and defining $k \equiv m_1/m_2$, $r \equiv m_3/m_2$, for $s_{13} = 0$ we get:

$$\frac{m}{m_2} = \begin{pmatrix} z & c_{23}y & s_{23}y \\ \dots & |c_{23}^2x + s_{23}^2re^{-2i\sigma_x}| & s_{23}c_{23}| - x + re^{-2i\sigma_x}| \\ \dots & \dots & |s_{23}^2x + c_{23}^2re^{-2i\sigma_x}| \end{pmatrix}, \quad (4)$$

where $z \equiv |s_{12}^2 + c_{12}^2ke^{-2i\rho}|$, $y \equiv c_{12}s_{12}|1 - ke^{-2i\rho}|$, $X \equiv c_{12}^2 + s_{12}^2ke^{-2i\rho}$, $x \equiv |X|$, $\sigma_x \equiv \sigma + \arg X/2$. The solar mass difference can be neglected if k is approximately equal to 1 ($k > 0.95$ for $m_1^2 \gtrsim 9\Delta m_{sol}^2$). In the limit $k = 1$ ($m_1 = m_2$), the mass matrix (4) becomes:

$$\frac{m}{m_2} = \begin{pmatrix} x & c_{23}\sqrt{1-x^2} & s_{23}\sqrt{1-x^2} \\ \dots & |c_{23}^2x + s_{23}^2re^{-2i\sigma_x}| & s_{23}c_{23}| - x + re^{-2i\sigma_x}| \\ \dots & \dots & |s_{23}^2x + c_{23}^2re^{-2i\sigma_x}| \end{pmatrix}. \quad (5)$$

Different mass spectra are described by Eq.(5), depending on the value of r : inverted hierarchy (ordering) for $0 \leq r < 1$, degeneracy for $r = 1$, normal ordering for $1 < r \lesssim 2 \div 3$. For larger values of r (normal hierarchy), the approximation $k = 1$ is no longer valid and one should use Eq.(4).

As regards the other parameters in Eq.(5), using Eq.(3) we get $c_{23}^2 = 0.5 \pm 0.15$, $s_{23}^2 = 0.5 \mp 0.15$, $x \in [\cos 2\theta_{12}, 1] = [0.2 \div 0.6, 1]$. The value of x in this interval is fixed by ρ . The phase σ_x is unconstrained, because σ is. Therefore, the matrix structure can depend significantly on the values of the two Majorana phases. CP is conserved if ρ and σ are equal to 0 or $\pi/2$ (definite CP parities of the three neutrino eigenvalues). To our knowledge, there is not a theoretical principle which privileges CP conserving values of the Majorana phases ρ and σ over CP violating ones. Therefore, it is important to consider both the structures which correspond to definite CP parity assignments and the others. In particular, certain ‘‘symmetric’’ features of the mass matrix imply CP violation. For example, the elements $m_{\mu\mu}$, $m_{\mu\tau}$ and $m_{\tau\tau}$, in Eq.(5), are equal only for $\theta_{23} = \pi/4$ and $\sigma_x = \pi/4, 3\pi/4$. The elements m_{ee} , $m_{e\mu}$ and $m_{e\tau}$ are equal for $\theta_{23} = \pi/4$ and $x = 1/\sqrt{3}$.

In Figs.1 and 2, we show contours of constant values of $m_{\alpha\beta}$ in the plane of the Majorana phases, in the case $r \approx 0.2$ and $r \approx 2$ respectively. Similar plots for other values of r have been given in a previous work³. We take a value of s_{13} different from zero, so that one can see the effect of $\mathcal{O}(s_{13})$ corrections, neglected in Eqs.(4) and (5). All features of the mass matrix can be easily extracted from these plots. Three kinds of structures can be identified:

- If some elements are very small (white regions in the $\rho - \sigma$ plots) and others are of order one (dark regions), we can say that the mass matrix has a ‘‘*hierarchical structure*’’. Notice that, taking into account the range of variation of r, x, y, z, σ_x and θ_{23} in Eqs.(4) and (5), each mass matrix element can be zero. Therefore many hierarchical structures are possible.

- On the other hand, all the elements can be equal (for $\theta_{23} = \pi/4$, $\sigma_x = \pi/4$, $r = 1$, $x = 1/\sqrt{3}$). In this case the mass matrix has a “*democratic structure*” (remember that the complex phases of the matrix elements can be different). In the $\rho - \sigma$ plots, this corresponds to the same gray level for all the elements.
- Between the extreme situations of hierarchical and democratic structures, there are many possible mass matrices with some specific ordering in the values of matrix elements: we name it “*ordering structure*”.

One may ask what the perspectives are to select a unique structure for the neutrino mass matrix. In order to do that, one has to fix the mass spectrum and the Majorana phases. There is a concrete chance of measuring the absolute mass scale and the phase ρ ; this can be done improving the kinematic bound on m_{ν_e} ($m_{\nu_e} \equiv (M^\dagger M)^{1/2} < 2.2$ eV (95% C.L.)⁵) and using neutrinoless 2β -decay experiments. The probability of this decay is proportional to $m_{ee}^2 \approx (m_2 z)^2$. The updated upper bound⁶ is $m_{ee} < 0.35$ eV (90% C.L.). If $m_2 > 0.35$ eV (degenerate spectrum, $r \approx 1$), this bound is sensitive to the value of ρ . The $\rho - \sigma$ plots and Eq.(5) show that a constraint on m_{ee} restricts substantially also the other matrix elements. The measure of m_{ee} would determine the other elements if their dependence on σ is weak, that is for $r \ll 1$ (inverted hierarchy) and $r \gg 1$ (normal hierarchy). If $r \sim 1$, instead, the elements $m_{\mu\mu}$, $m_{\mu\tau}$ and $m_{\tau\tau}$ are strongly σ -dependent. The determination of σ is out of the reach of the forthcoming experiments.

In conclusion, we have shown that the neutrino mass matrix strongly depends on the CP violating Majorana phases. We have found that, depending on the value of ρ and σ , the matrix can have hierarchical, democratic or ordering structures. Neutrinoless 2β -decay experiments are sensitive to the phase ρ . We have shown how the determination of ρ would strongly constrain the matrix structure.

Acknowledgments

I would like to thank the organizers of the XXXVIIth Rencontres de Moriond for financial support. Special thanks to Alexei Smirnov for the useful suggestions during the preparation of these Proceedings.

References

1. T. Toshito [SuperKamiokande Collaboration], hep-ex/0105023; S. Fukuda *et al.* [SuperKamiokande Collaboration], Phys. Rev. Lett. **86** (2001) 5651; Phys. Rev. Lett. **86** (2001) 5656; Q. R. Ahmad *et al.* [SNO Collaboration], Phys. Rev. Lett. **87** (2001) 071301; M. Apollonio *et al.* [CHOOZ Collaboration], Phys. Lett. B **466** (1999) 415.
2. See, e.g., M. Fukugita, M. Tanimoto and T. Yanagida, Phys. Rev. D **57** (1998) 4429; R. Barbieri, L. J. Hall, D. R. Smith, A. Strumia and N. Weiner, JHEP **9812** (1998) 017; G. Altarelli and F. Feruglio, Phys. Rept. **320** (1999) 295; E. K. Akhmedov, G. C. Branco, F. R. Joaquim and J. I. Silva-Marcos, Phys. Lett. B **498** (2001) 237; F. Vissani, Phys. Lett. B **508** (2001) 79; K. S. Babu and S. M. Barr, Phys. Lett. B **525** (2002) 289; S. Lavignac, I. Masina and C. A. Savoy, hep-ph/0202086. Other references can be found in the review: S. M. Barr and I. Dorsner, Nucl. Phys. B **585** (2000) 79.
3. M. Frigerio and A. Yu. Smirnov, hep-ph/0202247.
4. M. Frigerio and A. Yu. Smirnov, in preparation.
5. J. Bonn *et al.*, Nucl. Phys. Proc. Suppl. **91** (2001) 273.
6. H. V. Klapdor-Kleingrothaus *et al.*, hep-ph/0103062; hep-ph/0103074.

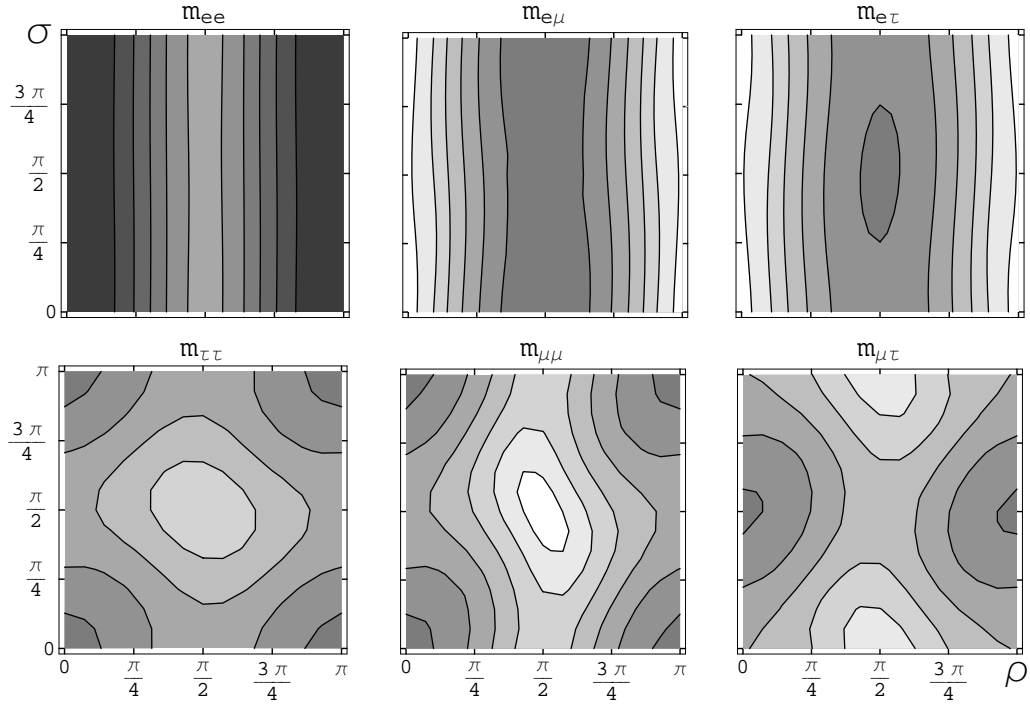


Figure 1: The ρ - σ plots for inverted hierarchical spectrum, with $m_3 = 0.01$ eV, corresponding to $r \approx 0.2$. The contours are shown of constant mass $m = (0.1, 0.2, \dots, 0.9)m^{max}$, where $m^{max} = 0.05$ eV, so that the white regions correspond to the mass interval $(0 - 0.005)$ eV and the darkest ones to $(0.045 - 0.050)$ eV. We take $\Delta m_{sol}^2 = 5 \cdot 10^{-5} \text{eV}^2$, $\Delta m_{atm}^2 = 2.5 \cdot 10^{-3} \text{eV}^2$ and $\tan^2 \theta_{12} = 0.35$, $\tan \theta_{23} = 1$, $s_{13} = 0.1$, $\delta = 0$.

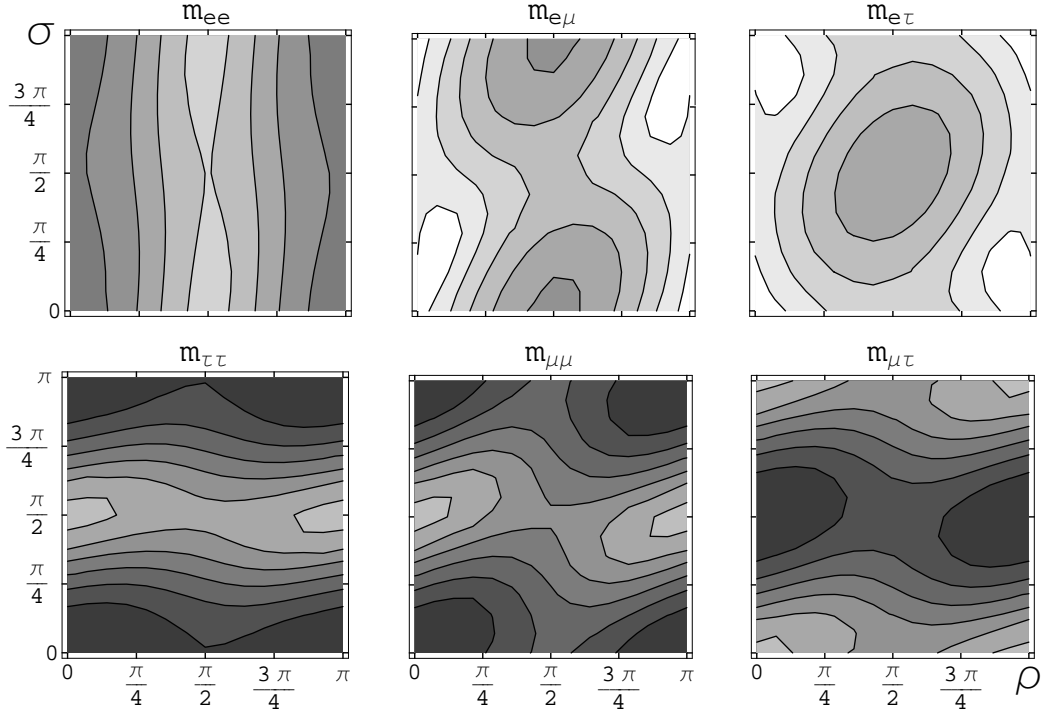


Figure 2: The same as in Fig.1, but for normal hierarchical spectrum, with $m_1 = 0.025$ eV, corresponding to $r \approx 2$. In this case $m^{max} = 0.04$ eV, so that the white regions correspond to the mass interval $(0 - 0.004)$ eV and the darkest ones to $(0.036 - 0.040)$ eV.