

# Extraction of $\alpha_s$ from the Gross–Llewellyn Smith sum rule using Borel resummation

Carlos Contreras<sup>1</sup>, Gorazd Cvetič<sup>1</sup>, Kwang Sik Jeong<sup>2</sup> and Taekoon Lee<sup>2</sup>

<sup>1</sup>*Dept. of Physics, Universidad Técnica Federico Santa María, Valparaíso, Chile*

<sup>2</sup>*Dept. of Physics, Korea Advanced Institute of Science and Technology, Daejeon 305-701, Korea*

February 8, 2020

Using the CCFR data for the Gross–Llewellyn Smith (GLS) sum rule, we extract the strong coupling constant via Borel resummation of the perturbative QCD calculation. The method incorporates the correct nature of the first infrared renormalon singularity, and employs a conformal mapping to improve the convergence of the QCD perturbation expansion. The important twist-four contribution is *calculated* from resummation of the perturbation theory, which is based on the ansatz that the higher-twist contribution has a cut singularity only along the positive real axis on the complex coupling plane. Thus obtained, the strong coupling constant corresponding to the central GLS experimental value is in good agreement with the world average.

## I. INTRODUCTION

Many low-energy Quantum Chromodynamic (QCD) observables, including the Gross–Llewellyn Smith (GLS) sum rule, with characteristic energy scale a few GeVs are analyzed in perturbative QCD within the framework of operator product expansion (OPE). In this scheme usually the most important is the perturbative contribution from the Wilson coefficient of the unit operator, and there are nonperturbative, power suppressed, higher-twist contributions. Generally, the higher order coefficients in the perturbative contribution grow rapidly due to the asymptotic nature of the perturbative expansion. The uncalculated higher order corrections are thus expected to be large, and this can cause a large uncertainty in data analysis that employs the unprocessed, finite order perturbative expansion. It is therefore important to properly handle the divergent perturbation expansion via resummation, since it can give a more accurate result with reduced theoretical uncertainty. Besides, resummation serves to give a well defined meaning to the higher-twist contributions. Without a proper resummation of the perturbative part, the higher twist contributions are ambiguous [1–4].

An often used resummation technique is the Borel resummation. It has a sound theoretical basis since it is built on our understanding about the singularities in the Borel plane which cause the divergence of the perturbative expansion. Its use generally improves the quality of data analysis, as can be seen from the reduced dependence on the renormalization scheme and scale, and from the reduced dependence on the uncertainty of the uncalculated next higher order perturbative coefficient.

At moderate values of the strong coupling  $\alpha_s(Q)$  at a few GeV, the Borel integral receives most of its value from the interval between the origin and the first infrared (IR) renormalon singularity, and just beyond it, in the Borel plane. Let us call this loosely defined interval, for convenience, the *primary interval*. In Borel resummation it is thus very important to describe the Borel transform, which determines the Borel integral, as accurately as possible in the primary interval using the calculated first terms of perturbation theory.

For this purpose two steps can be taken: (1) an explicit incorporation of the first IR renormalon singularity in the Borel transform, and (2) use of an optimal conformal mapping. With the usual power expansion of the Borel transform about the origin the information on the renormalon singularity is lost. To remedy this, one may explicitly incorporate the first renormalon singularity by writing a Borel transform  $\tilde{D}(b)$ , which behaves as  $1/(1 - b/b_0)^{1+\nu}$  around the singularity at  $b = b_0$ , as

$$\tilde{D}(b) = \frac{R(b)}{(1 - b/b_0)^{1+\nu}} \quad (1)$$

with  $R(b) \equiv \tilde{D}(b)(1 - b/b_0)^{1+\nu}$ . The function  $R(b)$  is by definition bounded and has softer singularity at the first

---

<sup>1</sup>This function was first introduced in [5] in Borel resummation and independently in [6] in renormalon residue calculation.

IR renormalon. Hence we can expect that the Borel transform in the form of (1), with  $R(b)$  perturbatively expanded about the origin, would give a better approximation than the direct expansion of  $\bar{D}(b)$ .

The step (2) utilizes the information on the locations of the singularities in the Borel plane. Use of conformal mapping in Borel resummation has a long history [7], and its use in perturbative QCD was particularly emphasized in [8]. On the Borel plane there are IR renormalon singularities on the positive real axis and ultraviolet (UV) renormalons on the negative axis.<sup>2</sup> By pushing the singularities away from the primary interval one can obtain a smoother  $R$  in the new primary interval on the mapped plane. This would render the perturbation of  $R$  in the mapped plane to converge better. Among the several mappings considered in the literature we find that the one proposed in [9] is particularly suited when used in combination with the Borel transform in the form Eq. (1). This mapping moves the first IR renormalon singularity that defines the primary interval to a point within the unit circle and all other singularities to the unit circle. Since the effect of the first IR renormalon is softened by the step (1), we expect this mapping in our case to be better suited than, for example, a mapping that moves all singularities to the unit circle [10].

These techniques were applied to the hadronic tau decay width [9,11,10] and to the hadronic contribution to the muon anomalous magnetic moment [12]. In this work we apply them to the GLS sum rule. The CCFR analysis [13] of the GLS sum rule was based on the Principle of Minimal Sensitivity (PMS) [14] using the unprocessed, finite order perturbation series. Aside from the inherent ambiguity of the higher-twist contributions, the problem with this method is that the PMS value of the renormalization scale is far too low so that the perturbation expansion is no longer reliable at the PMS scale, rendering the use of PMS itself questionable. As we shall see, this problem can be avoided with the use of Borel resummation.

A crucial new element of our analysis comes with the calculation of the nonperturbative contribution. Aside from the perturbative part, an important contribution to the GLS sum rule comes from the nonperturbative, hadronic matrix element of the twist-4 operator. Being nonperturbative, this contribution is usually fitted using the QCD sum rule calculation. Recently it was proposed by one of us [15], motivated by an observation that the nonperturbative amplitudes in lower dimensional solvable models have a simple analyticity in complex coupling plane, that these higher-twist contributions can in principle be calculated from the Borel resummation of the perturbation series. The proposal was based on the conjecture that the higher-twist contributions have cuts only along the positive real axis in the complex coupling plane, which allows to relate the real part of the nonperturbative amplitude to its perturbatively calculable imaginary part. This scheme was shown to work well in model field theories. When applied to some of the solvable lower dimensional theories, it allowed the associated nonperturbative amplitudes to be accurately calculated from the first terms of the perturbation theory in the respective theories.

From our analysis we obtain for the strong coupling parameter the central value  $\alpha_s(M_Z) \approx 0.117$ . Compared to the corresponding CCFR central value  $\alpha_s(M_Z) = 0.114$ , our value is closer to the world average  $\alpha_s(M_Z) \approx 0.118$ . The main improvement comes from the correct incorporation of the renormalon singularity on the Borel amplitude and the calculation of the nonperturbative contribution.

The paper is organized in the following way. In Sec. II we describe the resummation method, incorporating in it the known structure of the leading IR renormalon and the nonperturbative part, as well as the conformal mapping. Section III contains the numerical application of the method to the GLS sum rule, leading to predictions for  $\alpha_s(M_Z)$ . In Sec. IV we compare our predictions with those of other methods. In Sec. V we discuss some general features of the Borel resummation and the OPE approaches to understand precisely where the two methods deviate from each other. In Sec. VI we summarize our results and present conclusions.

## II. THE METHOD

In this section we give an overview of our method used for the QCD analysis of the GLS sum rule. Its implementation in detail will be given in the following section. The QCD correction  $\Delta(Q^2)$  to the GLS sum rule is defined by

$$\int dx F_3^{\nu N}(x, Q^2) = 3(1 - \Delta(Q^2)), \quad (2)$$

where  $F_3^{\nu N}$  is the non-singlet deep inelastic scattering (DIS) structure function in  $\nu N$  scattering. Here we shall ignore the target mass correction since it is irrelevant for our present discussion, but it will be included in the numerical analysis presented in the next section.

---

<sup>2</sup> There are also instanton-caused singularities, which can be safely ignored in our case.

We first begin by reviewing the old but important problem [1,2] with the conventional QCD formulation of  $\Delta(Q^2)$  in OPE framework, which is widely used in data analysis. This problem is not confined to the GLS sum rule, but generic to any perturbative OPE formulations.  $\Delta(Q^2)$  in OPE up to twist-four operator is given by

$$\Delta(Q^2) = W_0(\alpha_s(Q)) + W_1(\alpha_s(Q)) \frac{\ll O \gg}{Q^2}, \quad (3)$$

where  $\alpha_s(Q)$  is the strong coupling constant and  $\ll O \gg$  is the reduced nucleonic matrix element of the twist-four operator  $O = \bar{u}\tilde{G}_{\mu\nu}\gamma_\nu\gamma_5 u + \bar{d}\tilde{G}_{\mu\nu}\gamma_\nu\gamma_5 d$ . Throughout the article we shall consider only the twist-four contribution as the nonperturbative effect, and ignore higher twist contributions since they are believed to be small.

In conventional QCD analysis the Wilson coefficients  $W_i$ , ( $i = 0, 1$ ), in (3) are taken from the finite order, perturbative QCD calculation in an usual renormalization scheme, say  $\overline{\text{MS}}$  scheme, and the reduced matrix element  $\ll O \gg$  from data fitting or QCD sum rule calculations, etc. However, this scheme is, in principle, fundamentally flawed, since perturbatively the Wilson coefficients are not well-defined. In perturbative calculation of the Wilson coefficients the quantum fluctuations of all energy scale contribute, and in particular at large orders the contribution from the far infrared regimes, where perturbative QCD should fail, is large and gives rise to a same sign, factorially growing large order behavior [16]. Thus, without some kind of resummation of the divergent perturbation series, the Wilson coefficients are not well-defined, and therefore neither is the OPE (3). As a consequence, no well-defined meaning that is independent of the definition of the Wilson coefficient  $W_0$ , can be assigned to the matrix element  $\ll O \gg$  [1–3].

This problem is not of academic nature only, but has important practical implications. One might still think the OPE (3), with finite order perturbative Wilson coefficients, is a good approximation scheme, since at any rate the perturbative Wilson coefficients can be regarded as a good approximation at reasonably small values of the strong coupling constant. Actually, this would be the case, provided that the nonperturbative, higher twist effect is far larger than the ignored next higher perturbative term in  $W_0$ . In practice, however, this condition is not supported by data analysis. For instance, if this were the case, we would expect little variation in the fitted values for the twist-four contribution over the order of perturbation in  $W_0$ . But the variation is not small at all. In the QCD sum rule calculation using the next-to-leading order (NLO)  $W_0$  [17], the twist-four contribution was found not to be small, roughly equal to the perturbative correction at  $Q = 1 \text{ GeV}$ . But, it was observed in Ref. [18] that the twist-four contribution virtually vanishes when fitted with the next-to-next-to-leading order (NNLO)  $W_0$  against the measured parton distribution functions, and most of the twist-four contribution extracted in the NLO fit can be accounted for by the perturbative NNLO contributions. This can be interpreted as a clear manifestation of the inherent ambiguity of the OPE approach. Moreover, this tendency of strong dependence of higher twist contribution on the order of perturbation appears not to be special to the GLS sum rule, but generic. The recent new estimate of the gluon condensate [19], from fitting the vectorial spectral function of hadronic tau decay using NNLO Adler function, gives a small central value of only 1/3 that of the original QCD sum rule estimate [20] which uses the leading order perturbation. These examples strongly indicate that the inherent ambiguity of the OPE can have important consequences in practical applications, and demands a careful treatment.

Borel resummation resolves this problem, which proceeds as follows [7]. The perturbation series for  $W_0$

$$W_0 = \sum_{n=0}^{\infty} w_n a(Q)^{n+1} \quad [a(Q) \equiv \alpha_s(Q)/\pi], \quad (4)$$

which is, being of same sign at large orders<sup>3</sup>, non-Borel resumable at physical, positive coupling  $a(Q)$ . So it is first Borel resummed at negative  $a(Q)$  which yields a Borel resummed amplitude  $\Delta_P(a(Q))$ . Then to obtain a Borel resummed physical amplitude one may analytically continue  $\Delta_P$  to positive  $a(Q)$  in the complex coupling plane. This gives for  $a(Q) > 0$  [15]

$$\Delta_P(a(Q) \pm i\epsilon) = \frac{1}{\beta_0} \int_{0 \pm i\epsilon}^{\infty \pm i\epsilon} db e^{-b/\beta_0 a(Q)} \tilde{W}_0(b) \quad (5)$$

with

$$\tilde{W}_0(b) = \sum_{n=0}^{\infty} \frac{w_n}{n!} (b/\beta_0)^n. \quad (6)$$

---

<sup>3</sup>Here we ignore, for the moment, the UV renormalons, which give rise to sign-alternating large order behaviors. Being Borel summable, the UV renormalons can in principle be treated separately, and do not affect our discussion in any essential way.

Inserted for normalization convenience,  $\beta_0$  is the one-loop coefficient of the QCD  $\beta$ -function. The Borel transform (6) is believed to be convergent on the unit disk  $|b| < 1$ , and is known to have a branch cut along the positive real axis beginning at  $b = 1$ . Near the branch cut it behaves as [3]

$$\tilde{W}_0(b) = \frac{C}{\Gamma(-\nu)} \beta_0^{1+\nu} (1-b)^{-1-\nu} (1 + O(1-b)) + (\text{Analytic part}) \quad (7)$$

with

$$\nu = (\beta_1/\beta_0 - \gamma_2)/\beta_0, \quad (8)$$

where  $\beta_1$  and  $\gamma_2$  are respectively the two-loop coefficient of the QCD  $\beta$ -function and the one-loop coefficient of the anomalous dimension of the twist-four operator appearing in the OPE (3). In our case  $\nu$  is positive; for instance,  $\nu = 32/81$  when three quark flavors ( $n_f=3$ ) are active [21].<sup>4</sup> Note that the Borel transform beyond the convergence disk of the series (6) can be obtained by analytic continuation. The analytic part, which is analytic around the singularity, is not calculable, but the residue  $C$ , a real number, is calculable perturbatively [6,22].

Because of the branch cut the Borel integrals in (5) develop imaginary parts beginning at  $b = 1$ . Since the QCD correction  $\Delta(Q^2)$  must be real, clearly  $\Delta_P$  alone cannot reproduce the true amplitude. There must be something else. Precisely at this point, the nonperturbative amplitude, denoted  $\Delta_{NP}(a(Q))$ , comes to the rescue, which cancels the imaginary parts of  $\Delta_P$ , rendering the sum of the two to be real. This  $\Delta_{NP}$  can be shown to be directly related to the twist-four contribution in the OPE (3) [23], with its overall form governed by the associated RG equation, and may be regarded as a refinement of the latter, now free from the inherent ambiguity of the OPE. The QCD correction may now be written as

$$\begin{aligned} \Delta(Q^2) &= \Delta_P(a \pm i\epsilon) + \Delta_{NP}(a \pm i\epsilon) \\ &= \text{Re}[\Delta_P(a \pm i\epsilon)] + \text{Re}[\Delta_{NP}(a \pm i\epsilon)]. \end{aligned} \quad (9)$$

Either sign can be taken because the result is independent of the sign chosen.

What can we tell about the nonperturbative amplitude  $\Delta_{NP}$ ? Its imaginary part at a positive coupling is certainly calculable from the perturbation theory because it is essentially the imaginary part of  $\Delta_P$ , albeit with opposite sign, which is calculable in principle from the perturbation theory. However, as we see in (9), what we need is the real part, which is certainly not directly calculable.

There is, however, an intriguing possibility of perturbative calculation of the real part. From the perspective of Borel resummation the sole reason for the introduction of the nonperturbative amplitude above was to cancel the imaginary parts arising from the analytic continuation of  $\Delta_P$  to physical coupling in the complex coupling plane. With the Borel integral (5) and the singular Borel transform (7), we can see that  $\Delta_P(a(Q))$ , which by definition can have a singularity only along the positive real axis in the complex  $a(Q)$  plane, has a branch cut of the form (see Appendix A)

$$-C(-a(Q))^{-\nu} e^{-1/\beta_0 a(Q)} [1 + O(a)]. \quad (10)$$

The nonperturbative amplitude  $\Delta_{NP}$  should cancel the imaginary part arising from this at positive coupling. The simplest functional form for  $\Delta_{NP}$  that can achieve this purpose can be obtained by postulating that, as has  $\Delta_P$ , the nonperturbative amplitude have a branch cut only along the positive real axis in the coupling plane. This then leads to the following conjecture for  $\Delta_{NP}$  [15]:

$$\Delta_{NP}(a(Q)) = C(-a(Q))^{-\nu} e^{-1/\beta_0 a(Q)} [1 + O(a)] \quad (11)$$

This has a very important implication because it allows to relate the real part of the nonperturbative amplitude to the calculable imaginary part. In this paper we will adopt this conjecture, which appears very plausible, at least to us, and as will be mentioned shortly it is supported by some lower dimensional solvable models. Now with (9) and (11) we can write the QCD correction with only the calculable  $\Delta_P$  as

$$\Delta_P(Q^2) + \Delta_{NP}(Q^2) = \{\text{Re} \mp \cot(\nu\pi) \text{Im}\} [\Delta_P(a(Q) \pm i\epsilon)]. \quad (12)$$

---

<sup>4</sup> According to Ref. [21]:  $\gamma_2 = (N_c - 1/N_c)/3 = 8/9$ . Our convention for parameters  $\beta_j$  (and  $c_j \equiv \beta_j/\beta_0$ ) is specified by Eq. (21) in the next Section. For  $n_f=3$ , we have  $\beta_0=9/4$ ,  $\beta_1=4$ . Therefore,  $\nu=32/81$ .

This equation is the basis of our numerical analysis in the following section. In Appendix A we present, for reference, some explicit formulas leading to (10)–(12).

The argument that led to the determination of the nonperturbative amplitude above did not rely on any special property of OPE, but only on the general property of Borel resummation of a same sign divergent perturbation theory. Thus it can be applied to any perturbation theory with a same sign large order behavior. Application of this scheme to the lower dimensional, solvable models such as the double well potential and the two-dimensional nonlinear  $\sigma$  model in large  $N$  limit, allowed an accurate calculation of the associated nonperturbative amplitude using only the first terms of the perturbation expansion in the respective models [15]. Moreover, interestingly, the numerical estimate of the gluon condensate from this scheme applied to the Adler function gives a value virtually identical to the new estimate [19], albeit excluding the power-like contribution in the perturbative contribution.

Given the QCD correction in the form (12) with  $\Delta_P(a \pm i\epsilon)$  given by (5), our aim is now to describe the Borel transform  $\tilde{W}_0$  as accurately as possible in the primary interval using the known first terms of the perturbation series. For this, following the outline in Introduction, we write the Borel integral (5) as

$$\Delta_P(a(Q) \pm i\epsilon) = \frac{1}{\beta_0} \int_{0 \pm i\epsilon}^{\infty \pm i\epsilon} db e^{-b/\beta_0 a(Q)} \frac{R(b)}{(1-b)^{1+\nu}} \quad (13)$$

with  $R(b)$  now defined by

$$R(b) \equiv (1-b)^{1+\nu} \tilde{W}_0(b) \quad (14)$$

and  $\nu$  given in (8) ( $\nu = 32/81$ ). This step is expected to greatly improve the perturbative description of the Borel transform in the primary interval because it implements the renormalon singularity correctly, and render us to deal with a much softer singularity. The singularity of  $R(b)$  at  $b = 1$  is a branch cut and thus softer than that of  $\tilde{W}_0(b)$ .

We can obtain further improvement by use of a conformal mapping that exploits the known locations of the singularities of  $\tilde{W}_0(b)$ . The latter is known to have renormalon singularities at non-zero integer values of  $b$  on the real axis [24,25]. To speed up the convergence of the perturbative expansion of  $R(b)$ , we may push the singularities, save the unavoidable first IR renormalon, as far away from the origin as possible. This way we can reduce the influence of the renormalon singularities and make  $R(b(w))$  smoother around the primary interval. One such a mapping we consider is [9]

$$w(b) = \frac{\sqrt{1+b} - \sqrt{1-b/2}}{\sqrt{1+b} + \sqrt{1-b/2}} \Rightarrow b(w) = \frac{8w}{(3w^2 - 2w + 3)} . \quad (15)$$

This maps the first IR renormalon to  $w = 1/3$  and all other singularities to the unit circle  $|w| = 1$ . We expect this mapping combined with the implementation (14) to provide an optimized environment for the Borel integral. In the mapped plane the Borel integral now assumes the form

$$\Delta_P(a(Q) \pm i\epsilon) = \frac{1}{\beta_0} \int_{\mathcal{C}_{\pm}} dw e^{-b(w)/\beta_0 a(Q)} \frac{db(w)}{dw} \frac{R(b(w))}{(1-b(w))^{1+\nu}} , \quad (16)$$

where one of the integration contours  $\mathcal{C}_{\pm}$  are shown in Fig. 1. Again, since the answer is independent of the sign chosen, either contour can be taken. In the next section we perform a numerical analysis of our implementation of the QCD correction: Eqs. (12) and (16).

### III. NUMERICAL ANALYSIS

In this Section we will apply the method described in the previous Section to the Gross–Llewellyn Smith (GLS) sum rule, extracting from the measured GLS values the values of the QCD coupling parameter  $\alpha_s^{\overline{\text{MS}}}(M_Z^2)$ . In the first Subsection, we will present the resummed expression for the contributions of the three massless quark flavors. As a byproduct of the obtained expression, we will obtain an estimate of the next-to-next-to-next-to-leading ( $N^3L$ ) coefficient  $w_3$  of the perturbative expansion. In the next Subsection, we will include the effects of the massive fourth quark flavor ( $c$ -quark) to the GLS observable. In the last Subsection, the available measured GLS values will be confronted with our resummed expression and values of  $\alpha_s^{\overline{\text{MS}}}(M_Z^2)$  will be extracted.

### A. GLS – the massless $n_f = 3$ part

The GLS quantity  $M_3(Q^2)$  is the following integral (first moment) of the charged–current non–polarized DIS structure function  $F_3^{\nu p + \nu n} \equiv (F_3^{\nu p} + F_3^{\nu n})$  over the Bjorken parameter  $x$ :

$$M_3(Q^2) = \frac{1}{6} \int_0^1 dx F_3^{\nu p + \nu n}(x; Q^2) \zeta^2 \left[ 1 + 2 \left( 1 + \frac{4m_N^2 x^2}{Q^2} \right)^{1/2} \right], \quad (17)$$

where  $\zeta \equiv 2x/(1 + \sqrt{1 + 4m_N^2 x^2/Q^2})$  is the Nachtmann variable [26], and  $m_N$  is the nucleon mass. The quantity  $M_3$  is the first Nachtmann moment of  $F_3$  which absorbs all the kinematical power corrections (target mass corrections: TMC)  $\sim (m_N^2/Q^2)^n$ . The quantity  $Q^2 = -q^2$  is the virtuality of the exchanged charged gauge boson;  $Q^2$  characterizes the typical process momenta of the observable  $M_3(Q^2)$ . When expanding the integrand in Eq. (17) in powers of  $m_N^2/Q^2$ , we can rewrite

$$M_3(Q^2) = \frac{1}{2} \int_0^1 dx F_3^{\nu p + \nu n}(x; Q^2) \left[ 1 - \frac{2}{3} \frac{m_N^2 x^2}{Q^2} + \left( \frac{m_N^2 x^2}{Q^2} \right)^2 + \mathcal{O} \left( \frac{m_N^6}{Q^6} \right) \right]. \quad (18)$$

The above GLS moment can be written in the form

$$M_3(Q^2) \equiv 3 (1 - \Delta(Q^2)) , \quad (19)$$

where the “canonical” quantity  $\Delta(Q^2)$  has the following power expansion  $W_0$  [cf. Eq. (3)]:

$$\Delta(Q^2) \mapsto W_0(Q^2) = a(1 + w_1 a + w_2 a^2 + w_3 a^3 + \dots) . \quad (20)$$

Here,  $a \equiv \alpha_s(\mu^2; c_2, c_3, \dots)/\pi$  is the QCD coupling parameter with a given choice of the renormalization scale (RScl)  $\mu^2$  and the renormalization scheme (RSch) parameters  $c_j$  ( $j \geq 2$ ). The evolution of  $a$  with the RScl is governed by the renormalization group equation (RGE)

$$\frac{\partial a(\mu^2; c_2, c_3, \dots)}{\partial \ln \mu^2} = -\beta_0 a^2 (1 + c_1 a + c_2 a^2 + c_3 a^3 + \dots) , \quad (21)$$

where the parameters  $c_j \equiv \beta_j/\beta_0$  ( $j \geq 2$ ) characterize the choice of the RSch, and  $\beta_0$  and  $c_1 \equiv \beta_1/\beta_0$  are universal constants.<sup>5</sup> The evolution of parameter  $a$  with  $c_j$ ’s ( $j \geq 2$ ) is governed by analogous differential equations, which follow from the Stevenson equation (see Appendix A of Ref. [14]). The next-to-leading (NL) coefficient  $w_1$  has been calculated in Ref. [27], and the NNL coefficient  $w_2$  in Ref. [28]. At the specific RScl  $\mu^2 = Q^2$  and  $\overline{\text{MS}}$  RSch, and when the number of the active quark flavors is  $n_f = 3$ , these coefficients have the values<sup>6</sup>

$$w_1^{(0)} \equiv w_1(\mu^2 = Q^2) = 3.58333 , \quad (22)$$

$$w_2^{(0)} \equiv w_2(\mu^2 = Q^2; c_2^{\overline{\text{MS}}}) = 20.2153 + w_2^{(0)}(l.l.) , \quad (23)$$

$$w_2^{(0)}(l.l.) = -1.23954 . \quad (24)$$

In the NNL coefficient, the small “light-by-light” part was separated off. The “light-by-light” contribution should not be included in resummations of  $\Delta(Q^2; P)$ , as will be argued at the end of this Subsection.

The Borel integral (16), which will be together with (12) the basis for our resummation, is independent of the choice of the RScl  $\mu^2$  and the RSch ( $c_2, c_3, \dots$ ) used in the integrand.<sup>7</sup> Thus, we can rewrite it as (see also Fig. 1)

$$\Delta_P(Q^2 \pm i\epsilon) = e^{\pm i\phi} \frac{1}{\beta_0} \int_0^1 dx \frac{db(w)}{dw} \exp \left[ -\frac{b(w)}{\beta_0 a(\mu^2)} \right] \left. \frac{R(b(w); \mu^2/Q^2)}{(1 - b(w))^{113/81}} \right|_{w=x e^{\pm i\phi}} , \quad (25)$$

<sup>5</sup>  $\beta_0 = (11 - 2n_f/3)/4$ ,  $c_1 = (102 - 38n_f/3)/(16\beta_0)$ , where  $n_f$  is the number of active quark flavors.

<sup>6</sup> The superscript ‘(0)’ in  $w_j^{(0)}$  denotes the special RScl-choice  $\mu^2 = Q^2$  and  $\overline{\text{MS}}$  RSch.

<sup>7</sup> The location of the renormalon pole  $b = 1$  and the power  $\nu = 32/81$  (8) are independent of the choice of the RScl and RSch.

At this stage we can, as a byproduct of formula (14), obtain an estimate of the yet unknown  $N^3L$  coefficient  $w_3$  appearing in the perturbative expansion (20) [9,29]. If working with the RScl  $\mu^2 = Q^2$  and in the  $\overline{MS}$  scheme, the expansion of  $R(b(w))$  in powers of  $w$  gives us:

$$R(b(w)) = 1 + 0.526749 w + 0.709369 w^2 + (-43.2574 + 0.277464 w_3^{(0)}) w^3 + \mathcal{O}(w^4), \quad (26)$$

where we excluded the “light-by-light” part (24) of the NNL coefficient  $w_2^{(0)}$  (23). Looking at the coefficients appearing in (26), it is reasonable to expect that the coefficient  $R_3$  at  $w^3$  is  $|R_3| \sim 1$ . If we assume  $R_3 = 1 \pm 1$ , we obtain a rather stringent estimate  $w_3^{(0)} = 159.5 \pm 3.6$ . If we adopt a more cautious assumption  $|R_3| \lesssim 10^1$ , we obtain  $w_3^{(0)} \approx 160 \pm 30$ . If we apply Padé approximant (PA)  $[1/1]_R(w)$  to the expansion (26) and re-expand it back in powers of  $w$  up to  $w^3$ , we obtain an estimate  $w_3^{(0)} = 159.3$ . On the other hand, if applying the  $[1/2]_R(w)$  and demanding  $w_{\text{pole}} = 1$  (i.e.,  $b=+2$ ,  $IR_2$ ), the prediction is  $w_3^{(0)} = 158.5$ ; if demanding  $w_{\text{pole}} = -1$  (i.e.,  $b=-1$ ,  $UV_1$ ), the prediction is  $w_3^{(0)} = 157.0$ . Very similar estimates are obtained if we do not apply the conformal transformation  $b(w)$  (15). Therefore, we will adopt the following estimate for  $w_3^{(0)}$

$$w_3^{(0)} [\equiv w_3(\mu^2 = Q^2; \overline{MS})] = 158 \pm 30. \quad (27)$$

We emphasize that this estimate excludes the “light-by-light” contributions, which are assumed to be suppressed at the  $N^3L$  order. The exclusion of the “light-by-light” contributions reduces the (NNL) perturbative expansion of the (non-polarized) GLS sum rule to that of the Bjorken polarized sum rule (BjPSR) [28]. It is interesting that the effective charge method (ECH) [30–32] and the (TPS) principle of minimal sensitivity (PMS) [14] predict  $w_3^{(0)} \approx 130$  [33], based on the assumption that  $c_3^{\text{ECH}} \approx c_3^{\text{PMS}} \approx c_3^{\overline{MS}}$ . Further, an RScl- and RSch-invariant method [34] that is somewhat related to the PA and PMS approaches, also predicts  $w_3^{(0)} \approx 130$ . This is at the lower end of our new estimate (27). We thus conclude that the explicit (and exact) structure of the leading IR renormalon of the GLS-observable (BjPSR-observable) in the Borel plane, as given in Eq. (14), is responsible for the somewhat higher estimate of  $w_3^{(0)}$  in comparison with the ECH, PMS, and PA-related methods of resummation.

We add here a few remarks on the question of the “light-by-light” contributions. The power expansion of the massless part of the GLS sum rule to  $N^3L$  order  $\sim a^3$  (see Refs. [27,28]), in the  $\overline{MS}$  scheme and at the RScl  $\mu^2 = Q^2$ , is given by

$$\begin{aligned} (-\frac{3}{4}C_F)W_0(Q^2) = & a(-\frac{3}{4}C_F) + a^2C_F(\frac{21}{32}C_F - \frac{23}{16}C_A + \frac{1}{4}n_f) \\ & + a^3 \left[ -\frac{3}{128}C_F^3 + (\frac{1241}{576} - \frac{11}{12}\zeta_3)C_F^2C_A + (-\frac{5437}{864} + \frac{55}{24}\zeta_5)C_FC_A^2 \right. \\ & + (-\frac{133}{1152} - \frac{5}{24}\zeta_3)C_F^2n_f + (\frac{3535}{1728} + \frac{3}{8}\zeta_3 - \frac{5}{12}\zeta_5)C_FC_An_f - \frac{115}{864}C_Fn_f^2 \\ & \left. + n_f \frac{d^{abc}d^{abc}}{N_c}(-\frac{11}{192} + \frac{1}{8}\zeta_3) \right] + \mathcal{O}(a^4), \quad (28) \end{aligned}$$

where the Casimir coefficients for QCD ( $N_c=3$ ) are  $C_F=4/3$ ,  $C_A=3$ , and the group-theoretical factor appearing in the last term in (28) is

$$d^{abc}d^{abc} = \frac{40}{3}. \quad (29)$$

This group-theoretical factor is not present in the calculation of the GLS sum rule up to the two-loop ( $\sim a^2$ ) order, and it appears for the first time at the three-loop ( $\sim a^3$ ) order. This term is called “light-by-light,” it corresponds to diagrams with a new topology involving exchange of three gluons. In our calculation we will add this “light-by-light” contribution  $\Delta_{l,l.}(Q^2)$ , given by the last term in Eq. (28), as a separate term not included in our resummation approach. The reason for this is the following: Resummation approaches cannot be expected to predict (and resum) those higher order terms which are characterized by new higher order group-theoretical factors, when we have only one such term ( $\sim a^3$ ) explicitly available. We assume that such resummed “light-by-light” contributions are small, comparable to the quite small  $\sim a^3$  “light-by-light” contribution in (28). Similar considerations can be found in Refs. [35,33], in cases of various observables and beta functions.

## B. Inclusion of the massive quark flavor ( $c$ ) contribution and nuclear corrections

In the approximation of massless quarks, the calculation of the  $N^3L$  ( $\sim a^3$ ) QCD correction to the GLS sum rule has been carried out in Ref. [28]. The inclusion of the heavy ( $c$ -)quark contributions is important at the precision level at which we are working. In addition, it is important in order to estimate the scales  $Q^2$  where the ( $c$ -)quarks can be treated as massless or massive quarks. This point is important because it indicates which number of light flavors  $n_f$  should be used in the (resummed) “massless” part of the perturbation series. The calculation of the leading ( $\leq a$ ) heavy flavor corrections to the Bjorken and GLS sum rules was calculated by Teryaev and Veretin in Ref. [36]. The calculation of the heavy flavor contribution up to the second order ( $\sim a^2$ ) was performed in Ref. [37] and discussed in [38]. According to this approach: (a) the quarks  $u, d, s$  are massless and result in the dominant  $n_f=3$  massless QCD contribution to the GLS sum rule  $\Delta(Q^2)$ ; (b) for  $Q^2 \approx 2\text{--}4 \text{ GeV}^2$ , the massive flavor is the  $c$ -quark and it contributes a relatively small correction to the aforementioned  $n_f=3$  massless contribution. The other heavy quark flavors are ignored due to the strong suppression by the mixing angles in the Cabibbo–Kobayashi–Maskawa matrix and by the small values of  $Q^2$ .

The heavy ( $c$ -)flavor correction contributions to  $\Delta(Q^2)$  are

$$\Delta_c(Q^2) = \Delta_c^{(1)} + \Delta_c^{(2)}, \quad (30)$$

$$\Delta_c(Q^2)^{(1)} = \left[ \frac{1}{3(1+\xi)} - a(\mu^2) \frac{C_F}{4} \left\{ \frac{1}{1+\xi} + 2 \frac{\ln(1+\xi)}{1+\xi} \right\} \right] \sin^2 \theta_c, \quad (31)$$

$$\begin{aligned} \Delta_c(Q^2)^{(2)} = & -a(\mu^2)^2 \frac{C_F T_F}{16} \left[ \left( \frac{1}{105} \xi^2 + \frac{16}{45} \xi \right) \ln \xi \right. \\ & + \frac{1}{\lambda^4} \left( \frac{2}{105} \xi + \frac{2783}{315} + \frac{6740}{63} \frac{1}{\xi} + \frac{137552}{315} \frac{1}{\xi^2} + \frac{62528}{105} \frac{1}{\xi^3} \right) \\ & - \frac{1}{\lambda^5} \left( \frac{1}{105} \xi^2 + \frac{142}{315} \xi + \frac{494}{63} + \frac{1516}{21} \frac{1}{\xi} + \frac{23024}{63} \frac{1}{\xi^2} + \frac{298432}{315} \frac{1}{\xi^3} \right. \\ & \left. \left. + \frac{102656}{105} \frac{1}{\xi^4} \right) \ln \left( \frac{\lambda+1}{\lambda-1} \right) - \frac{20}{3} \frac{1}{\xi^2} \ln^2 \left( \frac{\lambda+1}{\lambda-1} \right) \right], \quad (32) \end{aligned}$$

where  $\xi = Q^2/m_c^2$ ,  $\lambda = \sqrt{1+4m_c^2/Q^2}$ ,  $C_F=4/3$ ,  $T_F=1/2$ . The heavy flavor corrections (31)–(32) will not be included in the resummation procedure for  $\Delta$ , but will be added separately.

In addition to the discussed heavy flavor contributions, there are also nuclear corrections to the GLS sum rule, due to the nuclear effects in the  $F_3$  structure functions. These effects were calculated in Ref. [39] and were found for the iron target (used by the CCFR Collaboration) to be small:

$$\Delta_{\text{Fe}}(Q^2) \approx \frac{4 \cdot 10^{-3} \text{ GeV}^2}{Q^2}. \quad (33)$$

This contribution, at  $Q^2 = 2\text{--}3 \text{ GeV}^2$ , turns out to be in its magnitude smaller than the heavy flavor effects by a factor of 3–4, but larger than the “light-by-light” contribution by a factor of about 2.

## C. Extraction of $\alpha_s$ values

The values of the GLS sum rule  $M_3(Q^2)$ , for various specific  $Q^2$ , have been extracted from the measured values of the structure functions  $F_3^{\nu p+\nu n}(x; Q^2)$ , by the Fermilab CCFR Collaboration [13]. They have large systematic experimental uncertainties, primarily because of the uncertainties in the normalization of  $xF_3$  and in the integration in the regions  $x \ll 1$  and  $x > 0.5$ . The systematic uncertainties are somewhat smaller, comparable to the statistical experimental uncertainties, only when the values of the charged boson virtuality are  $Q^2 = 2.00, 3.16 \text{ GeV}^2$  (see their Table III). These values, including the target mass correction terms of (17)–(18), as well as the nuclear correction term (33), are<sup>8</sup>

---

<sup>8</sup> In the entries of Table III of Ref. [13], the target mass corrections are included, but the nuclear corrections neglected.



$$Q^2 = 2.00 \text{ GeV}^2 : \quad M_3(Q^2) = 2.49 \pm 0.13 \quad \Leftrightarrow \quad \Delta(Q^2) = 0.168 \pm 0.043, \quad (34)$$

$$Q^2 = 3.16 \text{ GeV}^2 : \quad M_3(Q^2) = 2.55 \pm 0.12 \quad \Leftrightarrow \quad \Delta(Q^2) = 0.149 \pm 0.039. \quad (35)$$

Here we added in quadrature the statistical and the systematic experimental uncertainties. In addition, the values  $\Delta(Q^2)$  in (34)–(35) have the aforementioned nuclear correction contribution (33) subtracted out, i.e.,  $\Delta(Q^2)$  contains the massless (perturbative and nonperturbative) contribution (12), the light-by-light contribution  $w_2(l.l.) a^3$  [cf. (24)] and the  $c$ -quark contribution (30)–(32).

For a given value of  $\alpha_s(Q^2, \overline{\text{MS}})$ , our expression for  $\Delta(Q^2) = \Delta_P(Q^2) + \Delta_{\text{NP}}(Q^2) + \Delta_{l.l.}(Q^2) + \Delta_c(Q^2)$ , given in the previous Subsections, still has the freedom (ambiguity) of the choice of the RScl  $\mu^2$  and the RSch.

In the following analysis, we fix first the RSch to be  $\overline{\text{MS}}$ , with the beta function being the PA  $\beta(x) = [2/3](x)$  based on the  $\text{N}^3\text{L}$  TPS of the  $\beta_{\overline{\text{MS}}}(x)$ . This PA choice of the beta function has reasonable behavior in the region of large  $x \equiv \alpha_s/\pi$  and has been used in Refs. [9,11,34] in the analyses of low energy QCD observables. We will comment later on how the results change when we use  $\text{N}^3\text{L}$  TPS of the  $\beta_{\overline{\text{MS}}}(x)$ , and when we change the RSch even more drastically.

The RScl-dependence is yet another source of the theoretical ambiguity. In Figs. 2 and 3 we show the dependence of the predicted values of  $\Delta(Q^2)$  on the RScl  $\mu^2$  at the NNL and  $\text{N}^3\text{L}$  level, at  $Q^2 = 2.00, 3.16 \text{ GeV}^2$ , respectively, for given fixed representative values of  $\alpha_s(Q^2, \overline{\text{MS}})$ . The NNL level means that we take for  $R(b(w))$  in the Borel integrations in (25) and (12) the NNL TPS (quadratic polynomial in  $w$ ), i.e., only the knowledge of  $w_1$  and  $w_2$  coefficients is used. The  $\text{N}^3\text{L}$  level means that  $R(b(w))$  is the  $\text{N}^3\text{L}$  TPS (cubic polynomial in  $w$ ), i.e., we use, in addition,  $w_3^{(0)} = 158$  according to the estimate (27). From Figs. 2,3 we see that the  $\text{N}^3\text{L}$  expressions drastically improve the stability of the predictions under the change of the RScl. In the case  $Q^2 = 2.00 \text{ GeV}^2$ , the  $\text{N}^3\text{L}$  values of the massless quantity  $\Delta_{\text{P+NP}}(Q^2)$  achieve minimal  $\ln \mu^2$ -sensitivity at  $\mu^2/Q^2 \approx 3.3$ :  $d\Delta_{\text{P+NP}}(Q^2)/d\ln \mu^2 \approx -1.45 \cdot 10^{-4}$ . At  $Q^2 = 3.16 \text{ GeV}^2$ , there is unfortunately no point of minimal RScl-sensitivity; the slope is negative and getting weaker when  $\mu^2$  increases. However, the RScl-sensitivity is very weak when  $\mu^2/Q^2 > 2.5$ , and almost stabilizes when  $\mu^2/Q^2 \approx 3.3$ :  $d\Delta_{\text{P+NP}}(Q^2)/d\ln \mu^2 \approx -1.55 \cdot 10^{-3}$ . Therefore, we will take, for definiteness, the RScl choice  $\mu^2 = 3.3 Q^2$  in the case of both  $Q^2$  values. Later on, we will comment on the ambiguity of our results when the RScl is varied.

Having fixed the RSch ( $\overline{\text{MS}}$ , with  $[2/3]_\beta(x)$  PA) and the RScl ( $\mu^2 = 3.3 Q^2$ ), our expressions for  $\Delta(Q^2) = \Delta(Q^2, \text{P+NP}+l.l.+c)$  become unambiguous functions of the input value of  $\alpha_s(Q^2; \overline{\text{MS}})$ . Adjusting simply the latter value so that the experimental values (34)–(35) are achieved, we obtain:

$$Q^2 = 2.00 \text{ GeV}^2 : \quad \alpha_s(Q^2; \overline{\text{MS}}) = 0.348_{-0.093}^{+?}(\text{exp.}) \quad (36)$$

$$Q^2 = 3.16 \text{ GeV}^2 : \quad \alpha_s(Q^2; \overline{\text{MS}}) = 0.305_{-0.074}^{+0.132}(\text{exp.}) \quad (37)$$

The central, upper and lower values here correspond to the pertaining experimental values of  $\Delta(Q^2)$  in (34)–(35). In the case  $Q^2 = 2.00 \text{ GeV}^2$ , the upper bound for the coupling parameter cannot be obtained from the experimental data because the applied resummation method predicts values of  $\Delta(Q^2)$  which are always lower than the presently allowed experimental upper bound:  $\Delta(Q^2)_{\text{meth.}} \leq 0.196 < \Delta(Q^2)_{\text{max exp.}} = 0.168 + 0.043$ . The situation in the case  $Q^2 = 3.16 \text{ GeV}^2$  is somewhat similar, the experimental upper bound being now slightly below the maximal value allowed by the method. This situation is presented graphically in Figs. 4 and 5 which show  $\Delta(Q^2)$  as function of  $\alpha_s(Q^2)$  as predicted by the applied method, for  $Q^2 = 2.00, 3.16 \text{ GeV}^2$  cases, respectively. The central, upper and lower experimental bounds are included as straight dotted lines.

We now return to the question of the uncertainties of our predictions under the variation of the RScl and RSch. If we vary the RScl parameter  $\xi^2 \equiv \mu^2/Q^2$  around 3.3 across the interval  $1.5 \leq \xi^2 \leq 5$ , the predictions for  $\alpha_s(Q^2; \overline{\text{MS}})$  vary by at most  $\pm 0.002$ . On the other hand, variation of the RSch leads to larger ambiguities. For example, if we repeat the calculation in the 't Hooft RSch ( $c_2 = c_3 = 0$ , we take  $[2/3]_\beta(x)$  for definiteness),<sup>9</sup> keeping  $\xi^2 = 3.3$ , the predictions for  $\alpha_s(Q^2; \overline{\text{MS}})$  change by 0.009 ( $Q^2 = 2.00 \text{ GeV}^2$ ) and 0.005 ( $Q^2 = 3.16 \text{ GeV}^2$ ). We will regard these values as characteristic values for the RSch-uncertainties of our results. The replacement of the  $\overline{\text{MS}}$   $[2/3]_\beta(x)$  by the  $\text{N}^3\text{L}$  TPS  $\overline{\text{MS}}$  beta function changes our predictions for  $\alpha_s(Q^2; \overline{\text{MS}})$  by only about 0.001.

Yet another source of the theoretical uncertainty in our predictions may be the truncation in the ( $\text{N}^3\text{L}$ ) TPS  $R(b(w))$ . We regard the uncertainty  $\pm 30$  in the estimated value of  $w_3^{(0)}$ , Eq. (27), as the major source of the truncation uncertainty. This changes the prediction for  $\alpha_s(Q^2; \overline{\text{MS}})$  by only  $\pm 0.001$ .

The other sources of theoretical uncertainty come from the massive ( $c$ -)quark contributions presented in Subsec. III B, due to the uncertainties  $m_c = 1.25 \pm 0.10 \text{ GeV}^2$  and  $\sin(\theta_{\text{Cabibbo}}) = |V_{cd}| = 0.224 \pm 0.016$  [40]. The

<sup>9</sup> For comparison,  $c_2^{\overline{\text{MS}}} = 4.471$   $c_3^{\overline{\text{MS}}} = 20.99$ , for  $n_f = 3$ .

resulting uncertainties of the predictions for  $\alpha_s(Q^2; \overline{\text{MS}})$  are  $\pm 0.002$  and  $\pm 0.002$ , respectively, when  $Q^2 = 2.00 \text{ GeV}^2$ , and  $\pm 0.001$  and  $\pm 0.001$  when  $Q^2 = 3.16 \text{ GeV}^2$ .

The final predictions for  $\alpha_s$  are presented in Table I. In the Table, we presented the central predictions for

	$Q^2 = 2.00 \text{ GeV}^2$	$\Rightarrow M_Z^2$	$Q^2 = 3.16 \text{ GeV}^2$	$\Rightarrow M_Z^2$
$\alpha_s(Q^2)$	0.348	0.1166	0.305	0.1167
$\delta\alpha_s (> 0, \text{exp.})$	+	+	+0.132	+0.0128
$\delta\alpha_s (< 0, \text{exp.})$	-0.093	-0.0115	-0.074	-0.0118
$\delta\alpha_s (\text{RSch})$	$\pm 0.009$	$\pm 0.0008$	$\pm 0.005$	$\pm 0.0006$
$\delta\alpha_s (\text{RScl})$	$\pm 0.002$	$\pm 0.0002$	$\pm 0.002$	$\pm 0.0003$
$\delta\alpha_s (w_3)$	$\pm 0.001$	$\pm 0.0001$	$\pm 0.001$	$\pm 0.0002$
$\delta\alpha_s (m_c)$	$\pm 0.002$	$\pm 0.0002$	$\pm 0.001$	$\pm 0.0002$
$\delta\alpha_s (\sin \theta_c)$	$\pm 0.002$	$\pm 0.0003$	$\pm 0.001$	$\pm 0.0002$
$\delta\alpha_s (\text{evol.})$	-	$\pm 0.0003$	-	$\pm 0.0003$

TABLE I. Predictions for  $\alpha_s^{\overline{\text{MS}}}(Q^2)$  and  $\alpha_s^{\overline{\text{MS}}}(M_Z^2)$ , extracted by the comparison of the results of the applied resummation method with the measured GLS values (34),(35).

$\alpha_s(Q^2; \overline{\text{MS}})$  when  $Q^2 = 2.00$  and  $3.16 \text{ GeV}^2$ , and the uncertainties of the predictions due to various sources. Further, we RGE-evolved these predictions to the canonical scale  $M_Z^2$  and included the results in Table I. This RGE evolution was carried out by using the [2/3] Padé approximant of the four-loop  $\overline{\text{MS}}$  TPS beta function, using the values of the four-loop coefficient  $c_3(n_f)$  [41] and the corresponding three-loop matching conditions [42] for the flavor thresholds.<sup>10</sup> When adding in quadrature the various theoretical uncertainties, the predictions of Table I can be summarized as

$$Q^2 = 2.00 \text{ GeV}^2 : \quad \alpha_s(Q^2; \overline{\text{MS}}) = 0.348_{-0.093}^{+?}(\text{exp.}) \pm 0.010(\text{th.}) , \quad (38)$$

$$\Rightarrow \quad \alpha_s(M_Z^2; \overline{\text{MS}}) = 0.1166_{-0.0115}^{+?}(\text{exp.}) \pm 0.0010(\text{th.}) ; \quad (39)$$

and

$$Q^2 = 3.16 \text{ GeV}^2 : \quad \alpha_s(Q^2; \overline{\text{MS}}) = 0.305_{-0.074}^{+0.132}(\text{exp.}) \pm 0.006(\text{th.}) , \quad (40)$$

$$\Rightarrow \quad \alpha_s(M_Z^2; \overline{\text{MS}}) = 0.1167_{-0.0118}^{+0.0128}(\text{exp.}) \pm 0.0008(\text{th.}) . \quad (41)$$

We see that the predictions of the applied method suggest that the experimental data on the GLS should be refined significantly in order to increase the predictive power for the QCD coupling parameter.

Another observation, evident from Figs. 2–5, is that the nonperturbative massless contributions (NP) to  $\Delta(Q^2)$  are very significant, and negative. They have their origin, as explained in the previous Section, in the first IR renormalon singularity at  $b=1$ , or equivalently, they correspond approximately to the  $d=2$  massless power corrections ( $\sim 1/Q^2$ ). For  $Q^2 = 2.00, 3.16 \text{ GeV}^2$ , they lead to about 11%, 8%, decrease of the value of  $\Delta(Q^2)$ , respectively. This is to be contrasted with the heavy ( $c$ -)quark contribution<sup>11</sup> which is positive and leads to only about 3.6%, 3.1% increase of  $\Delta(Q^2)$ , respectively. If the  $c$ -quark contribution were not included, the central predicted values in (38)–(41) would change to  $\alpha_s(Q^2) = 0.367, 0.316$  [ $\alpha_s(M_Z^2) = 0.1183, 0.1180$ ] for  $Q^2 = 2.00, 3.16 \text{ GeV}^2$ , respectively.

The small negative “light-by-light” contribution was separated from our resummation and then added as the term  $\Delta_{l.l.}(Q^2) \approx w_2^{(0)}(l.l.)a^3(\mu^2; c_2, \dots)$ . The “light-by-light” part of  $\Delta_{l.l.}(Q^2)$ , by the special topology of the Feynman diagrams representing it, is a quasiobservable in the sense that it is RScl- and RSch-invariant. Thus, the coefficient  $w_2^{(0)}(l.l.)$  (24) is the leading coefficient of that quasiobservable and is therefore unchanged under the changes of the RScl and RSch. The “light-by-light” part decreases  $\Delta(Q^2)$  by only about 0.4% and 0.3%, for  $Q^2 = 2.00, 3.16 \text{ GeV}^2$ , respectively.

<sup>10</sup> For details on the corresponding evolution uncertainties, we refer to Ref. [9]. They include the variation when the [2/3] Padé form of the beta function is replaced by the TPS form.

<sup>11</sup> The latter is, to a large degree, a  $d=2$  massive power correction  $\propto m_c^2/Q^2$ , see Subsec. III B.

#### IV. COMPARISON WITH OTHER APPROACHES

One may ask how crucial is the introduction of the conformal transformation (15) for obtaining the numerical predictions (38)–(41). If we repeat the same analysis, but this time without the conformal transformation, and keeping  $\xi^2=3.3$ , we obtain

$$Q^2=2.00 \text{ GeV}^2 : \alpha_s(Q^2; \overline{\text{MS}}) = 0.346_{-0.092}^{+7}(\text{exp.}), \alpha_s(M_Z^2; \overline{\text{MS}}) = 0.1163_{-0.0113}^{+7}(\text{exp.}); \quad (42)$$

$$Q^2=3.16 \text{ GeV}^2 : \alpha_s(Q^2; \overline{\text{MS}}) = 0.304_{-0.073}^{+0.125}(\text{exp.}), \alpha_s(M_Z^2; \overline{\text{MS}}) = 0.1165_{-0.0117}^{+0.0124}(\text{exp.}). \quad (43)$$

These results are very close to the results (38)–(41). Thus, we see that the introduction of the conformal transformation (15), which had the task of reducing the influence of the UV and the nonleading IR renormalons, does not influence significantly the predictions. Therefore, we can conclude that these renormalon singularities (at  $b=-1, -2, \dots$  and  $b=2, 3, \dots$ ) are in GLS numerically much less important than the leading IR renormalon singularity (at  $b=1$ ), even when no conformal transformation is introduced.

We can ask how our predictions compare with those of other, alternative, OPE based methods which, in contrast with the method applied here, do not take into account explicitly the structure of the leading IR renormalon singularity in the Borel plane.

One such an alternative method is the PMS optimization of the perturbative contribution. Resummations of the GLS sum rule based on this method were theoretically and numerically investigated in 1992 by the authors of Ref. [43]. They were confronting the TPS results with the measured values, paying particular attention to the RScl- and RSch-dependence of the predicted values of  $\alpha_s(M_Z^2; \overline{\text{MS}})$ . For the nonperturbative massless (higher twist)  $d=2$  contribution, they employed the positive value as obtained in Ref. [17] [ $\Delta_{\text{NP}}(Q^2) \approx 0.1 \text{ GeV}^2/Q^2$ ]. Further, the authors of Ref. [43] accounted for the quark mass threshold effects ( $n_f^{\text{eff.}}$ ) by introducing a judiciously chosen weighted average of  $n_f=3, 4, 5$ .<sup>12</sup> Furthermore, they used the GLS measured values available at that time [ $\Delta(Q^2=3\text{GeV}^2) = 0.167 \pm 0.027$ ] which differ significantly from the presently available values (35). Their central value prediction was  $\alpha_s(M_Z^2) = 0.115$ , which is lower than our central value predictions (39), (41).

The CCFR group [13] carried out a numerical analysis similar to that of the authors of Ref. [43], but with the newer, lower, experimental data (34)–(35) for  $\Delta(Q^2)$ . Their central value  $\alpha_s(M_Z^2) = 0.114$  is thus slightly lower than that of Ref. [43], and significantly lower than our central value predictions (39) and (41). The principal reason for this difference shall be discussed in the following section.

At this point, we would like to point out that the PMS method has a signal casting doubts on its applicability in the discussed GLS cases—namely, the PMS RScl is very low in this case:  $\mu_{\text{PMS}}^2 \approx 0.203Q^2$ . For  $Q^2 = 2.00, 3.16 \text{ GeV}^2$ , this implies the scales  $\mu_{\text{PMS}} \approx 0.64, 0.80 \text{ GeV}$ , respectively, which may be too low for the application of perturbative approaches such as PMS.

The present world average for the QCD coupling parameter is  $\alpha_s^{\overline{\text{MS}}}(M_Z^2) = 0.1173 \pm 0.0020$  by Ref. [44] and  $0.1184 \pm 0.0031$  by Ref. [45]. Comparing this with our predictions (39) and (41), we see that the method applied in the present paper gives us the central values which agree well with the present world average. We wish to point out that this agreement suggests that the method applied in the present paper for the nonperturbative massless correction to  $\Delta(Q^2)$  is at least consistent with the experiments. If this correction were zero, or had the opposite sign, the obtained central prediction for  $\alpha_s(M_Z^2)$  would be at the lower edge or even outside the interval of the present world average. These considerations do not necessarily imply, but indicate, that the applied method gives the correct nonperturbative contributions. For a more definite statement in this respect, the experimental uncertainties in the GLS sum rule would have to be reduced significantly.

#### V. BOREL RESUMMATION VERSUS OPE APPROACH

In the discussions so far, we considered the amplitudes of Borel resummation or OPE approach only at fixed values of  $Q^2$ . Here we mean, for convenience, by the OPE approach the usual perturbative expansion plus a power suppressed term representing the twist-four contribution. In this section we consider them over a continuous range of  $Q^2$ . This slight change of view will reveal the characteristic features of the two approaches, and enable us to better understand the cause of the significant difference in the extracted strong coupling constants seen in the previous section.

---

<sup>12</sup> This is different from our approach, where we separately added the contributions (30)–(32) of the heavy ( $c$ -)quark as corrections to the massless  $n_f=3$  GLS sum rule, as recently suggested in Ref. [38].

We first note the remarkable stability of the Borel resummed amplitudes over the order of perturbation involved in their calculation. In Fig. 6 (a)-(b), we plot, over the interval  $1 < Q^2 < 10$ , in  $\text{GeV}^2$ , the real part of the Borel resummed amplitudes for  $\Delta_P(Q^2)$  using NLO, NNLO, and  $N^3\text{LO}$  perturbations and the corresponding amplitudes of the ordinary TPS's in the OPE approach. In all of the plots in Fig. 6 the  $N^3\text{LO}$  QCD  $\beta$ -function was used in the running of the strong coupling. We also take the RG scale at  $\mu^2 = Q^2$ , since the RG scale dependence is sufficiently small for our present discussion. The aforementioned stability of the Borel resummed amplitudes becomes clear when the two figures are compared. Note the variation in the Borel resummed amplitudes is very small, whereas the TPS amplitudes have significant order dependence. While this stability is not completely unexpected, because the leading renormalon singularity is effectively softened by the use of the function  $R(b)$  in the Borel integration, the degree of the stability is still remarkable. This suggests that the renormalon-induced asymptotic behavior of the perturbative coefficients sets in quite early in perturbation, and that the use of  $R(b)$  and conformal mapping in Borel resummation is very efficient in handling the renormalon singularity. We also note in passing that the stability of the Borel resummed amplitudes for  $\Delta_P(Q^2) + \Delta_{NP}(Q^2)$ , which are not shown in the figure, is comparable to that of  $\Delta_P(Q^2)$ .

In the previous section we have seen there is a significant difference between the Borel resummation and the OPE approach in the prediction of the strong coupling constant. While there are obvious differences in the two approaches, it was not clear what aspect of the Borel resummation is primarily responsible for the difference. Is it because of the perturbative part  $\Delta_P(Q^2)$  or because of our specific implementation of the nonperturbative part  $\Delta_{NP}(Q^2)$ , or both?

To answer this question we plot in Fig. 6 (c) the Borel resummed  $\Delta_P(Q^2) + \Delta_{NP}(Q^2)$  against the OPE amplitudes (NLO TPS)  $+ 0.1/Q^2$ , whose power term representing the twist-four contribution is from the sum rule calculation [17],<sup>13</sup> and (NNLO TPS)  $+ 0.02/Q^2$ . The small power term in the latter was chosen for the amplitude to match the NLO OPE amplitude at large values of  $Q^2$  in the plots. In the figure we first notice that the NLO and NNLO OPE amplitudes with a large difference in twist-four contribution agree reasonably well over the whole range of  $Q^2$  considered. This implies that the higher-twist term in the NLO amplitude can be largely accounted for by the NNLO perturbative term, which is in qualitative agreement with the observation in Ref. [18]. This also shows that the use of the NLO sum rule calculation of the higher twist contribution with a TPS of different order, which is not an uncommon practice, can be dangerous. Higher twist contributions calculated at a given order of the leading perturbative contribution should never be used with a TPS of different order.

On the other hand, the Borel resummed amplitude is in a reasonably good agreement with the OPE amplitudes at large  $Q^2 (> 4 \text{ GeV}^2)$ , but deviates significantly at small momenta. Obviously, this deviation at small momenta explains the difference in the prediction of the strong coupling. Before we answer the origin of this deviation, we note that the good agreement of the two approaches at large momenta is a nontrivial result. Even though the amplitudes from the two approaches should agree at very high momenta (or at small couplings), since they have the same low order perturbations, the degree of agreement seen here is unlikely to be a random consequence. For instance, if our  $\Delta_{NP}(Q^2)$  had the wrong sign or were zero, then we would see a significant difference at high momenta (see the dotted plot for the wrong sign case). Thus this good agreement of our Borel resummed amplitude with the OPE amplitudes at high momenta may be regarded as a partial support for our prescription of the nonperturbative part.

Now back to the question of what causes the deviation at low momenta. It is not difficult to see  $\Delta_P(Q^2)$  must be responsible for the deviation. The reason is as follows. Since the nonperturbative part  $\Delta_{NP}(Q^2)$  essentially behaves like a power suppressed term,<sup>14</sup> and  $\Delta_P(Q^2) + \Delta_{NP}(Q^2)$  is in agreement with the OPE amplitudes at large momenta, so should it be at low momenta, too, were  $\Delta_P(Q^2)$  to behave like an OPE amplitude. Thus the primary cause of the difference in the predicted strong coupling constant must be that the Borel resummed  $\Delta_P(Q^2)$  at low momenta cannot be parametrized in the form of an OPE amplitude. We can see this explicitly by looking at the plots in Fig. 6 (d) where, as an example, the NNLO  $\text{Re}[\Delta_P(Q^2)]$  is plotted against an OPE amplitude (NNLO TPS)  $+ 0.16/Q^2$ . The power suppressed term in the latter was fixed so that the two amplitudes match at high momenta in the plots. Clearly, they deviate significantly at low momenta, with the Borel resummed growing more slowly than the OPE amplitude as the momentum is decreased.

This suggests the OPE amplitude tends to overestimate at low momenta. We can easily see that this tendency arises from the bad functional form of the polynomial Borel transform (TPS of (6)) around the renormalon singularity at  $b = 1$ . In Fig. 7 (a) the  $N^3\text{LO}$  Borel transforms in the two approaches are plotted in the variable  $b$ . For  $b > 1$  the Borel transform in our approach defined through  $R(b)$  in (14) is complex, and its real part is plotted. It is obvious that the OPE Borel transform is badly broken around and beyond the renormalon singularity. When the coupling

<sup>13</sup>We note, however, there are some variations in the estimate of the twist-four contribution. The sum rule calculation of Ref. [46] predicts the ( $d=2$ ) power term  $0.16 \text{ GeV}^2/Q^2$ .

<sup>14</sup>  $\Delta_{NP}(Q^2) \sim \alpha_s(Q^2)^{\gamma_2/\beta_0}/Q^2 = \alpha_s(Q^2)^{32/81}/Q^2$ , in accordance with Eqs. (11)–(12) and the OPE calculation of Ref. [21].

is small this is not a serious problem because the dominant contribution to the Borel integral (5) comes from the region close to the origin. However, as the coupling becomes larger the relevant integration region extends to the renormalon singularity, and beyond, and as we see in the plots, the OPE Borel transform can grossly overestimate at large couplings. The amplitudes obtained from these Borel transforms are plotted in Fig. 7 (b). As expected, at small momenta (large coupling) the OPE amplitude is larger than the Borel resummed. Note, on the other hand, at high momenta it is smaller than the latter. This is because the OPE Borel transform in the region  $0 < b < 1$ , from which the dominant contribution comes at small couplings, is smaller than the other one, which is a characteristic feature rendered automatically by the correct implementation of the renormalon singularity in the latter. This difference between the Borel resummed and the OPE amplitude at small couplings may be regarded as the resummation of the unaccounted higher order terms in the same sign asymptotic series.

That the Borel resummed  $\Delta_P(Q^2)$  cannot be approximated by an OPE amplitude of a TPS plus a power suppressed term representing the renormalon effect may appear contradictory to the common opinion which states otherwise. The latter opinion, which is based on the factorially growing large order behavior and the running coupling, would be true in a sense, provided the strong coupling were sufficiently small, and a TPS of large order ( $\sim 1/\alpha_s$ ) was used. In reality, however, the strong couplings at the low momenta we consider are not so small, and there is no guarantee that the Borel resummed  $\Delta_P(Q^2)$  at those momenta can be parameterized as an OPE amplitude. The example here clearly shows that cannot be generally true. A Borel resummed amplitude can have a much more complex functional behavior than the sum of a TPS and a power term intended to account for the renormalon effect. This consideration suggests that several existing analyses of low energy QCD observables based on the OPE approach should be reexamined, since the issues raised here are likely to be relevant there, too.

To sum up this section, we have made two observations concerning the Borel resummation and the OPE approach. First, our method of calculation of the perturbative plus nonperturbative contribution in Borel resummation is consistent at larger  $Q^2 > 4 \text{ GeV}^2$  with the OPE approach using QCD sum rule calculation, and secondly, at low energies the OPE amplitude tends to overestimate, and the Borel resummed amplitude with a proper incorporation of the leading renormalon *cannot* be approximated by an OPE amplitude of a TPS with a power suppressed term. It is the second observation that directly accounts for the differences in the extracted strong coupling constants from the two approaches.

## VI. CONCLUSIONS

We performed a resummation of the Gross–Llewellyn Smith (GLS) sum rule by fully accounting for the correct known form of the leading infrared (IR) renormalon singularity at  $b = 1$  in the Borel plane. As one direct consequence of this singularity, the resummed “perturbative” part  $\Delta_P(\alpha_s(Q))$  of the GLS has a branch cut of the form  $(-\alpha_s(Q^2))^{-\nu} \exp(-\pi/\beta_0\alpha_s(Q))[1 + \mathcal{O}(\alpha_s)]$ , i.e., a twist-four term  $(-1)^{-\nu}(1/Q^2)\alpha_s^{\gamma_2/\beta_0}[1 + \mathcal{O}(\alpha_s)]$  with the branch cut discontinuity factor  $\exp(\pm i\pi\nu)$ . Here,  $\gamma_2 = 8/9$  is the known one-loop coefficient of the anomalous dimension of the corresponding twist-four  $d=2$  operator appearing in the OPE. A crucial element of the analysis was the fixing of the “nonperturbative” part as the negative of the aforementioned branch cut term, thus making the resummed (“perturbative” plus “nonperturbative”) GLS sum rule manifestly real. This procedure is free from the known ambiguity of separation of the “perturbative” and “nonperturbative” parts. In the Borel resummation of the “perturbative” part, we further employed a conformal transformation to minimize the numerical influence of other renormalon singularities. All this allowed us to perform the resummation of the massless part of the GLS sum rule, i.e., of the contributions of the three light quark flavors. The contributions of the heavy ( $c$ -)quark were added separately, as were the target nuclear correction contributions and the light-by-light contributions. These three types of contributions turned out to be small, in contrast to the “nonperturbative” contributions which turned out to be significant. The calculations were performed in the  $\overline{\text{MS}}$  renormalization scheme, and the renormalization scale  $\mu^2$  ( $\sim Q^2$ ) was taken in the region of the smallest  $\mu^2$ -sensitivity of our results.

We then confronted the resummed expressions with the Fermilab CCFR Collaboration data [13] for the GLS (at  $Q^2 = 2, 3.16 \text{ GeV}^2$ ) which already include the target mass corrections. Our central value prediction for the QCD coupling parameter, corresponding to the central GLS values of the CCFR, is  $\alpha_s(M_Z) \approx 0.117$  [see Eqs. (38) and (41)], in good agreement with the present world average. This is different from the central value predictions of previous analyses of the GLS sum rule by the CCFR Collaboration [13] ( $\alpha_s(M_Z) \approx 0.114$ ) and by the authors of [43] ( $\alpha_s(M_Z) \approx 0.115$ ) which are below or at the lower edge of the world average. We have seen that our approach to the calculation of the nonperturbative contribution is consistent with the OPE approach, and the main reason for the difference between the two approaches is that at small  $Q^2 < 4 \text{ GeV}^2$ , the OPE approach tends to overestimate and the Borel resummed perturbative contribution cannot be approximated by an OPE amplitude.

The GLS sum rule, at the low gauge boson transfer momenta  $Q^2 = 2\text{--}4 \text{ GeV}^2$ , is a very important quantity to

measure, because it has apparently a strong nonperturbative component, stronger than in some other low-energy QCD observables such as the semihadronic tau decay rate. The more precise experimental values of the GLS sum rule would help determining the higher twist contributions more accurately.

## ACKNOWLEDGMENTS

The work of G.C. was supported by the FONDECYT (Chile) Grant No. 1010094. The work of T.L. and K.S.J. was supported in part by the BK21 Core Program.

## Appendix A. BRANCH CUT SINGULARITY AND THE NONPERTURBATIVE PART

In this Appendix, we show explicitly formulas leading to Eqs. (10)–(12), using the identity (5) and the leading IR renormalon singularity structure (7). The latter structure around  $b=1$  can be rewritten more explicitly as

$$\begin{aligned} \tilde{W}_0(b) &= \frac{C}{\Gamma(-\nu)} \beta_0^{1+\nu} (1-b)^{-1-\nu} [1 + \kappa_1(1-b) + \kappa_2(1-b)^2 + \dots] \\ &+ (\text{Analytic part}) . \end{aligned} \quad (\text{A.1})$$

The leading part is known ( $\nu$ ), while the coefficients  $\kappa_j$  ( $j \geq 1$ ) of the subleading parts are not yet known. Inserting the above expansion into the Borel integration formula (5) and performing the change of the integration variable  $b = 1 + \beta_0 a t$ , we obtain

$$\text{Im} \Delta_P(a(Q) \pm i\epsilon) = \frac{C}{\Gamma(-\nu)} e^{-1/\beta_0 a(Q)} a(Q)^{-\nu} f_{\pm}(a(Q)) , \quad (\text{A.2})$$

where

$$\begin{aligned} f_{\pm}(a) &= \text{Im} \int_{0 \pm i\epsilon}^{\infty \pm i\epsilon} dt e^{-t} (-t)^{-1-\nu} [1 + \kappa_1(\beta_0 a)(-t) + \kappa_2(\beta_0 a)^2(-t)^2 + \dots] \\ &= \mp \sin(\pi\nu) \int_0^{\infty} dt e^{-t} t^{-1-\nu} [1 + \kappa_1(\beta_0 a)(-t) + \kappa_2(\beta_0 a)^2(-t)^2 + \dots] \\ &= \mp \Gamma(-\nu) \sin(\pi\nu) [1 + \kappa_1(\beta_0 a)\nu + \kappa_2(\beta_0 a)^2\nu(\nu-1) + \dots] \end{aligned} \quad (\text{A.3})$$

Now requiring the imaginary parts of  $\Delta_P$  at positive  $a(Q)$  to match those in (A.2)  $\Delta_P$  for general complex  $a(Q)$  can be written as

$$\begin{aligned} \Delta_P(a(Q)) &= -C e^{-1/\beta_0 a(Q)} \left\{ (-a(Q))^{-\nu} + \kappa_1(-\nu)\beta_0(-a(Q))^{-\nu+1} \right. \\ &\quad \left. + \kappa_2(-\nu)(-\nu+1)\beta_0^2(-a(Q))^{-\nu+2} + \dots \right\} \\ &+ \tilde{\Delta}_P(a(Q)) , \end{aligned} \quad (\text{A.4})$$

where  $\tilde{\Delta}_P(a)$  is the part with no singularities (no cuts) for  $a > 0$ .<sup>15</sup> According to Ref. [15], the nonperturbative part  $\Delta_{\text{NP}}(a(Q) \pm i\epsilon)$  must cancel the imaginary part of  $\Delta_P(a(Q) \pm i\epsilon)$ , and  $\Delta_{\text{NP}}$  was chosen to have the simplest, presumably the most natural, form – i.e., just the negative of the branch cut term of (A.4)

$$\begin{aligned} \Delta_{\text{NP}}(a(Q)) &= +C e^{-1/\beta_0 a(Q)} \left\{ (-a(Q))^{-\nu} + \kappa_1(-\nu)\beta_0(-a(Q))^{-\nu+1} \right. \\ &\quad \left. + \kappa_2(-\nu)(-\nu+1)\beta_0^2(-a(Q))^{-\nu+2} + \dots \right\} . \end{aligned} \quad (\text{A.5})$$

---

<sup>15</sup> The absolute value of the singular term in (A.4) can be rewritten as  $\sim (\Lambda^2/Q^2)a(Q)^{+\gamma_2/\beta_0}[1 + \mathcal{O}(a)]$ , where  $\Lambda$  is a  $Q$ -independent scale, and  $\gamma_2$  is the one-loop coefficient of the anomalous dimension of the twist-four ( $d=2$ ) operator  $\ll O(Q) \gg \sim \Lambda^2 a(Q)^{+\gamma_2/\beta_0}$  appearing in the OPE (3).

Further, since  $(-a \mp i\epsilon)^{-\nu+n} = a^{-\nu+n} \exp[\pm i(\nu-n)\pi]$ , expressions (A.2) and (A.5) immediately relate  $\text{Re}\Delta_{\text{NP}}(a \pm i\epsilon)$  with the (calculable)  $\text{Im}\Delta_{\text{P}}(a \pm i\epsilon)$

$$\text{Re}\Delta_{\text{NP}}(a \pm i\epsilon) = \mp \cot(\nu\pi) \text{Im}\Delta_{\text{P}}(a \pm i\epsilon) , \quad (\text{A.6})$$

giving the result (12).

- 
- [1] F. David, Nucl. Phys. **B234**, 237 (1984).
  - [2] F. David, Nucl. Phys. **B263**, 637 (1986).
  - [3] A. H. Mueller, Phys. Lett. **B308**, 355 (1993).
  - [4] G. Grunberg, Phys. Lett. **B325**, 441 (1994).
  - [5] D. E. Soper and L. R. Surguladze, Phys. Rev. **D54**, 4566 (1996), hep-ph/9511258.
  - [6] T. Lee, Phys. Rev. **D56**, 1091 (1997), hep-th/9611010.
  - [7] J. C. Le Guillou and J. Zinn-Justin, *Large order behavior of perturbation theory*, (Amsterdam, Netherlands: North-Holland, 1990), and references therein.
  - [8] A. H. Mueller, *The QCD perturbation series. Talk given at Workshop on QCD: 20 Years Later, Aachen, Germany, 9-13 Jun 1992:162-171 (QCD161:W586:1992)*.
  - [9] G. Cvetic and T. Lee, Phys. Rev. **D64**, 014030 (2001), hep-ph/0101297.
  - [10] I. Caprini and J. Fischer, Phys. Rev. **D60**, 054014 (1999), hep-ph/9811367.
  - [11] G. Cvetic, C. Dib, T. Lee, and I. Schmidt, Phys. Rev. **D64**, 093016 (2001), hep-ph/0106024.
  - [12] G. Cvetic, T. Lee, and I. Schmidt, Phys. Lett. **B520**, 222 (2001), hep-ph/0107069.
  - [13] J. H. Kim *et al.*, Phys. Rev. Lett. **81**, 3595 (1998), hep-ex/9808015.
  - [14] P. M. Stevenson, Phys. Rev. **D23**, 2916 (1981).
  - [15] T. Lee (2001), hep-ph/0104306.
  - [16] B. Lautrup, Phys. Lett. **B69**, 109 (1977).
  - [17] V.M. Braun, and A.V. Kolesnichenko, Nucl. Phys.. **B283**, 723 (1987).
  - [18] U.K. Yang, and A. Bodek, Phys. Rev. Lett. **82**, 2467 (1999); U.K. Yang, A. Bodek, and Q. Fan, hep-ph/9806457.
  - [19] B.V. Geshkenbein, B.L. Ioffe, and K.N. Zybalyuk, Phys. Rev. **D64**, 093009 (2001).
  - [20] A. Shifman, A.I. Vainshtein, and V.I. Zakharov, Nucl. Phys. **B147**, 448 (1979).
  - [21] E. V. Shuryak and A. I. Vainshtein, Nucl. Phys. B **199**, 451 (1982); *ibid.* **201**, 141 (1982).
  - [22] T. Lee, Phys. Lett. **B462**, 1 (1999).
  - [23] G. Parisi, Nucl. Phys. **B150**, 163 (1979).
  - [24] C. N. Lovett-Turner and C. J. Maxwell, Nucl. Phys. **B452**, 188 (1995).
  - [25] M. Beneke, Phys. Rept. **317**, 1 (1999), and references therein.
  - [26] O. Nachtmann, Nucl. Phys. **B63**, 237 (1973).
  - [27] S. G. Gorishny and S. A. Larin, Phys. Lett. B **172**, 109 (1986); E. B. Zijlstra and W. Van Neerven, Phys. Lett. B **297**, 377 (1992).
  - [28] S. A. Larin and J. A. M. Vermaseren, Phys. Lett. B **259**, 345 (1991); S. A. Larin, F.V. Tkachov and J. A. M. Vermaseren, Phys. Rev. Lett. **66**, 862 (1991).
  - [29] T. Lee and K.S. Jeong, A generalization of this idea to other models is in preparation.
  - [30] G. Grunberg, Phys. Lett. **95B**, 70 (1980), **110B**, 501(E) (1982); **114B**, 271 (1982); Phys. Rev. D **29**, 2315 (1984).
  - [31] A. L. Kataev, N. V. Krasnikov and A. A. Pivovarov, Nucl. Phys. B **198**, 508 (1982) [Erratum-ibid. B **490**, 505 (1982)] [hep-ph/9612326].
  - [32] A. Dhar and V. Gupta, Phys. Rev. D **29**, 2822 (1984); V. Gupta, D. V. Shirkov, and O. V. Tarasov, Int. J. Mod. Phys. A **6**, 3381 (1991).
  - [33] A. L. Kataev and V. V. Starshenko, Mod. Phys. Lett. A **10**, 235 (1995).
  - [34] G. Cvetic, Phys. Lett. B **486**, 100 (2000); G. Cvetic and R. Kögerler, Phys. Rev. **D63** (2001) 056013.
  - [35] S. J. Brodsky, G. P. Lepage and P. B. Mackenzie, Phys. Rev. D **28**, 228 (1983). A. L. Kataev and V. V. Starshenko, Phys. Rev. D **52**, 402 (1995) [arXiv:hep-ph/9412305]; J. R. Ellis, I. Jack, D. R. Jones, M. Karliner and M. A. Samuel, Phys. Rev. D **57**, 2665 (1998) [arXiv:hep-ph/9710302]. F. A. Chishtie and V. Elias, Phys. Lett. B **521**, 434 (2001) [arXiv:hep-ph/0107052].
  - [36] O. V. Teryaev and O. L. Veretin, arXiv:hep-ph/9602362.
  - [37] M. Buza, Y. Matiounine, J. Smith and W. L. van Neerven, Nucl. Phys. B **485**, 420 (1997) [arXiv:hep-ph/9608342].
  - [38] J. Blümlein and W. L. van Neerven, Phys. Lett. B **450**, 417 (1999) [arXiv:hep-ph/9811351].
  - [39] S. A. Kulagin, Nucl. Phys. **A640**, 435 (1998).
  - [40] Particle Data Group, D. E. Groom *et al.*, Eur. Phys. J. C **15**, 695 (2000).
  - [41] T. van Ritbergen, J. A. M. Vermaseren and S. A. Larin, Phys. Lett. B **400**, 379 (1997).
  - [42] K. G. Chetyrkin, B. A. Kniehl, and M. Steinhauser, Phys. Rev. Lett. **79**, 2184 (1997).
  - [43] J. Chyla and A. L. Kataev, Phys. Lett. B **297**, 385 (1992) [arXiv:hep-ph/9209213].
  - [44] I. Hinchliffe and A. V. Manohar, Ann. Rev. Nucl. Part. Sci. **50**, 643 (2000) [arXiv:hep-ph/0004186].
  - [45] S. Bethke, J. Phys. G **26**, R27 (2000) [arXiv:hep-ex/0004021].
  - [46] G. G. Ross and R. G. Roberts, Phys. Lett. B **322**, 425 (1994) [arXiv:hep-ph/9312237].



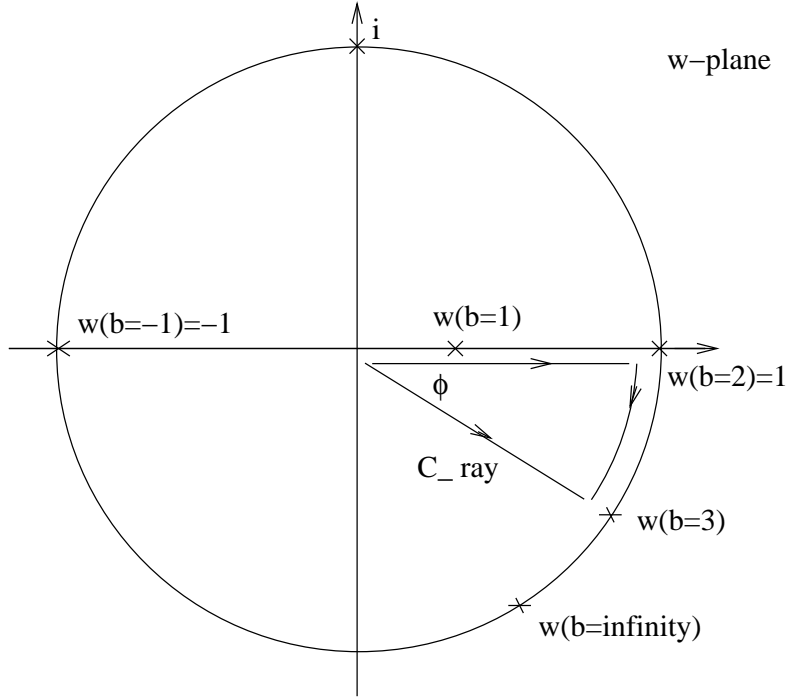


FIG. 1. Integration in the  $w$ -plane along the  $C_-$  ray  $w = x \exp(-i\phi)$  ( $0 < x < 1$ ,  $\phi = 0.67967$ ) gives the same result as the integration parallel to the positive real axis ( $0 < w < 1$ ) and arc  $w = \exp(-i\phi')$  ( $0 < \phi' < \phi$ ). If integrating in the first quadrant, the paths are those obtained from the presented paths by reflection across the real axis, and the  $C_+$  ray is  $w = x \exp(+i\phi)$ .

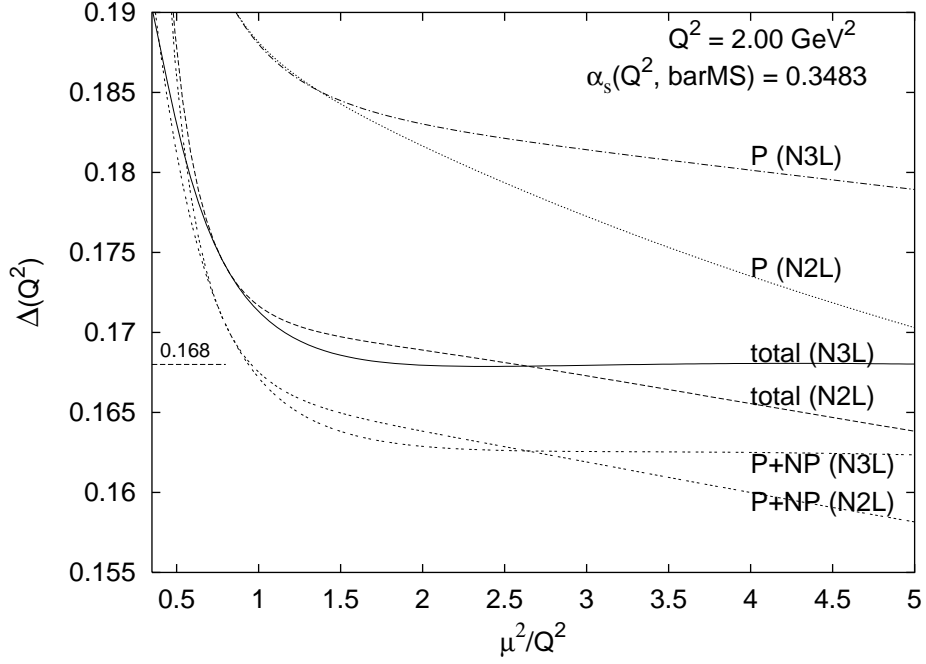


FIG. 2. The (total)  $\Delta(Q^2) = \Delta(Q^2, P+NP) + \Delta(Q^2, l.l.) + \Delta(Q^2, c - \text{quark})$ , as well as the  $n_f = 3$  perturbative part  $\Delta(Q^2, P)$  and nonperturbative part  $\Delta(Q^2, NP)$ , as functions of the renormalization scale  $\mu^2$ , as given by the applied resummation method. Given are the results at the N<sup>3</sup>L level, and for comparison, at the NNL level. The curves are for  $Q^2 = 2.00 \text{ GeV}^2$  and  $\alpha_s(Q^2, \overline{\text{MS}}) = 0.35453$ .

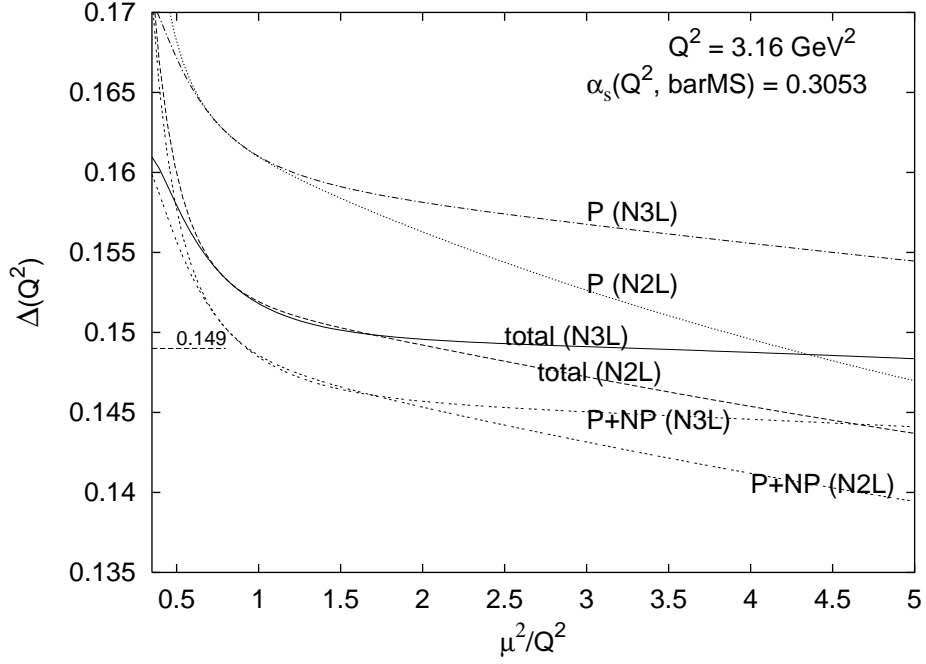


FIG. 3. Same as in Fig. 2, this time for  $Q^2 = 3.16 \text{ GeV}^2$  and  $\alpha_s(Q^2, \overline{\text{MS}}) = 0.30712$ .

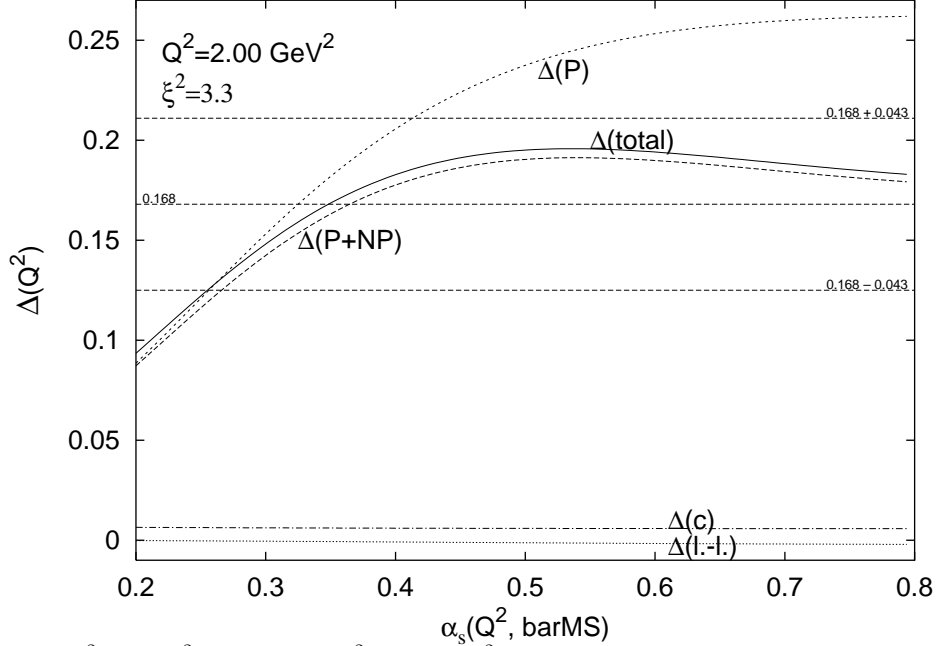


FIG. 4. The (total)  $\Delta(Q^2) = \Delta(Q^2, P+NP) + \Delta(Q^2, l.l.) + \Delta(Q^2, c - \text{quark})$ , as given by the applied resummation method. The renormalization scale was fixed to be  $\xi^2 \equiv \mu^2/Q^2 = 2.82$ , and the  $W$ -boson virtuality is  $Q^2 = 2.00 \text{ GeV}^2$ . The present experimental bounds and the central value, for the total  $\Delta(Q^2)$  in this case, are denoted as three horizontal dashed lines.

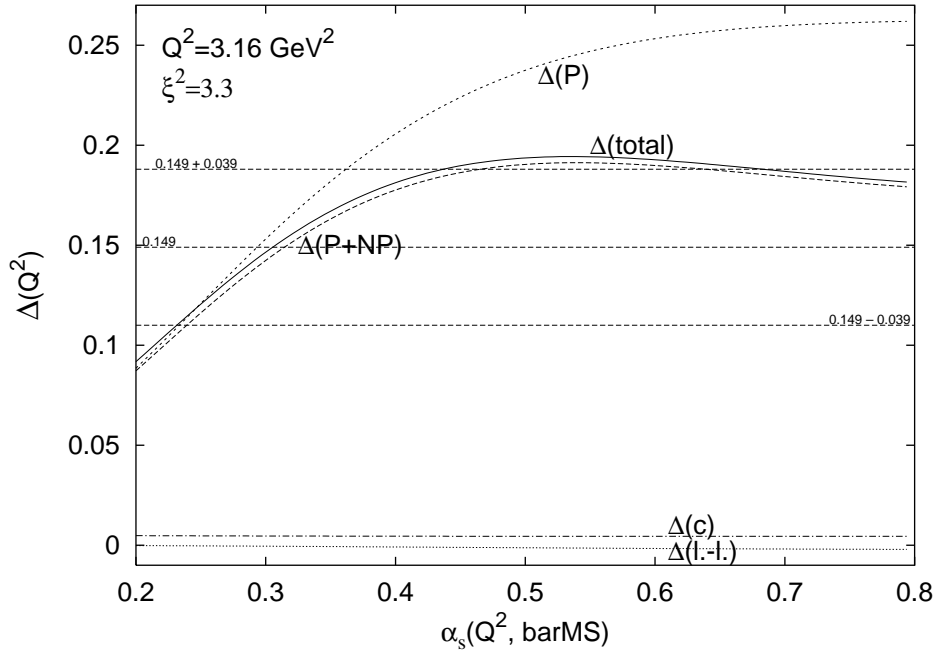


FIG. 5. Same as in Fig. 4, but this time for the  $W$ -boson virtuality  $Q^2 = 3.16 \text{ GeV}^2$ .

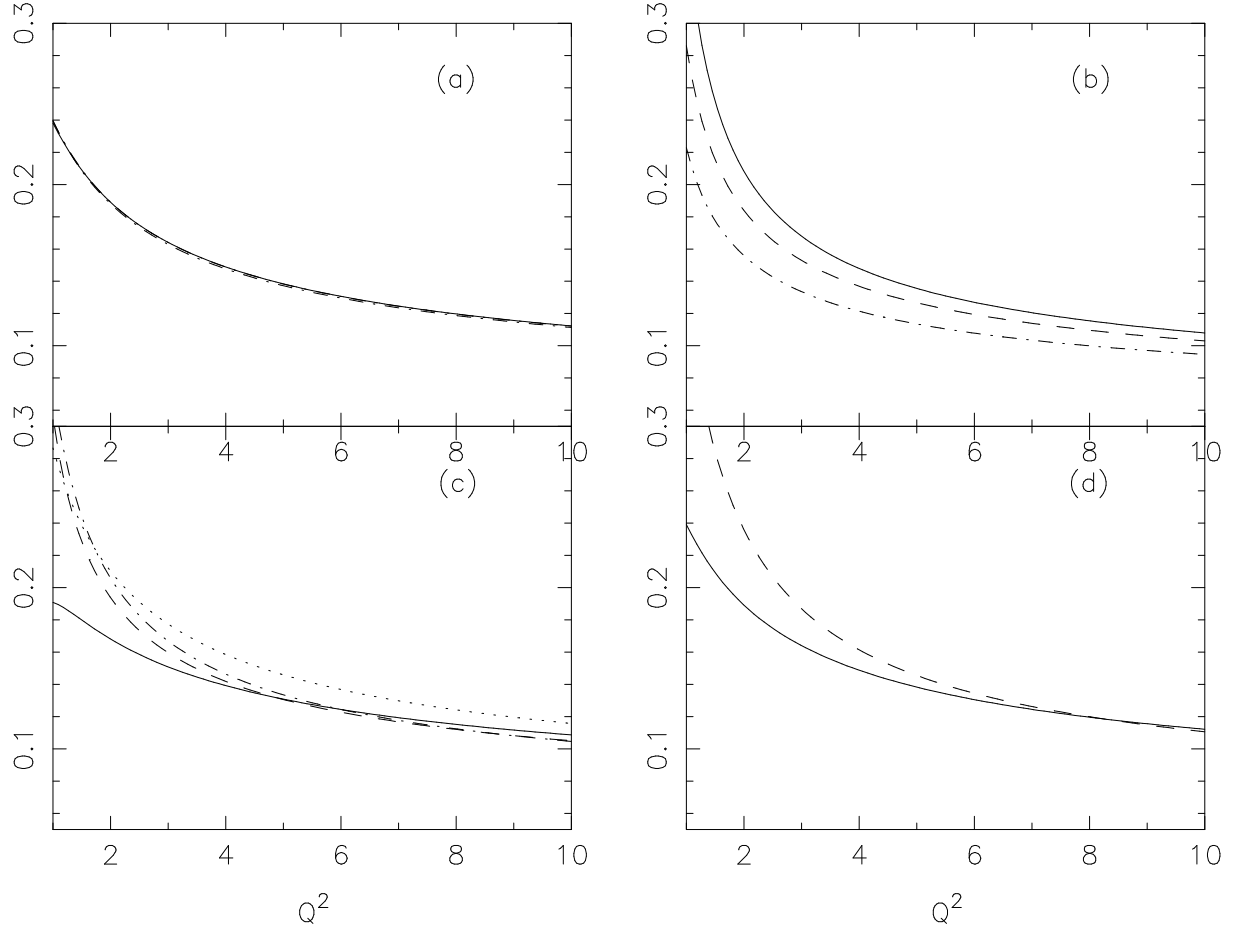


FIG. 6. Borel resummed and OPE amplitudes versus  $Q^2$  (GeV<sup>2</sup>).  $\alpha_s(2\text{GeV}^2) = 0.35$  is assumed. (a): Borel resummed amplitudes of the perturbative part  $\text{Re}[\Delta_P(Q^2)]$  at NLO, NNLO, and N<sup>3</sup>LO; (b): NLO (dot-dashed), NNLO (dashed), and N<sup>3</sup>LO (solid) TPS of  $W_0(\alpha_s(Q))$ ; (c): Borel resummed  $\Delta_P(Q^2) + \Delta_{NP}(Q^2)$  (solid line) against NLO (dashed) and NNLO (dotdashed) OPE amplitudes. Dotted line denotes the Borel resummed with the wrong sign; (d): Borel resummed  $\text{Re}[\Delta_P(Q^2)]$  (solid) versus an NLO OPE amplitude (dashed).

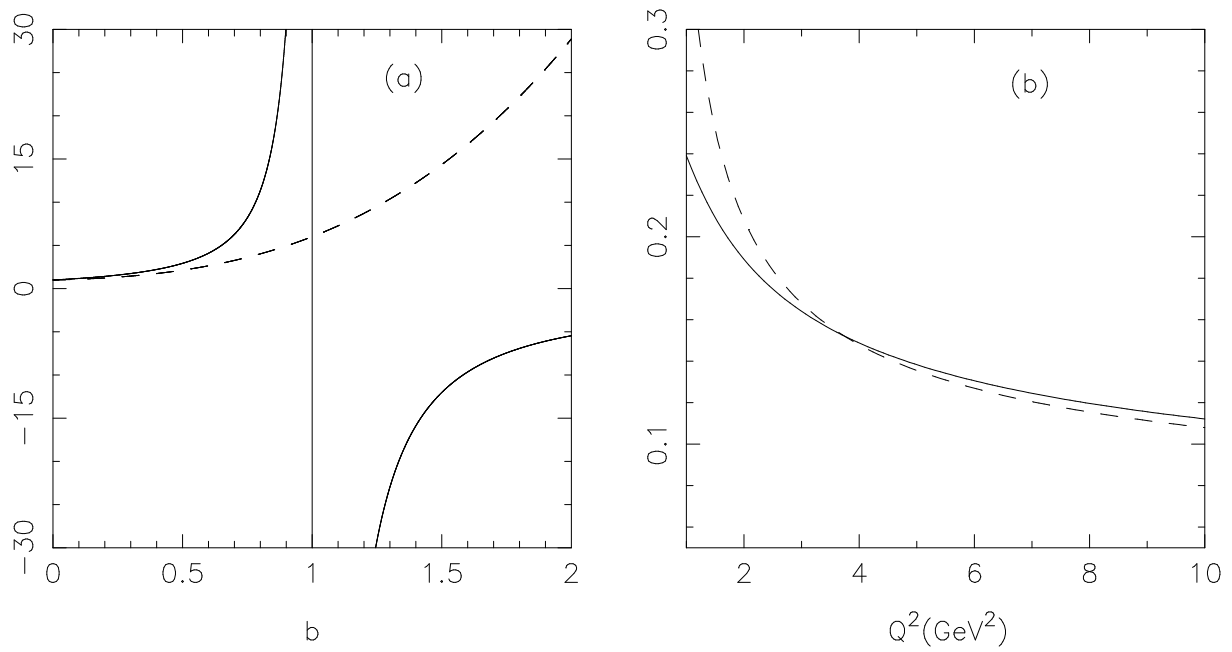


FIG. 7. (a): N³LO Borel transforms. The solid line represents the real part of the Borel transform with the renormalon at  $b = 1$  properly taken into account, and the dashed line represents the TPS Borel transform. (b): N³LO Borel resummed  $\text{Re}[\Delta_P(Q^2)]$  (solid line) versus N³LO TPS (dashed).