

Extraction of the CKM angle γ from the new "mixed" system of $B^+ \rightarrow \pi^+ K^0$ and $B_d^0 \rightarrow \pi^0 K^0$ decays

Zhenjun Xiao *

Department of Physics, Nanjing Normal University, Nanjing, Jiangsu, 210097, People's Republic of China [†]

Minping Zhang

Department of Physics, Henan Normal University, Xinxiang, Henan, 453002, People's Republic of China
(October 31, 2018)

Abstract

In this paper we try to extract the CKM angle γ from the new "mixed" system of $B^+ \rightarrow \pi^+ K^0$ and $B_d^0 \rightarrow \pi^0 K^0$ decays. We also made an update for the constraints on the angle γ from the observables R and A_0 . In the parametrization, the $SU(2)$ isospin symmetry of strong interactions has been applied. We found the following results: (a) the measured value of R is now very close to unit, the bound on the angle γ from the measurement of R is therefore not as promising as before, but some bounds on γ can still be read off from $r - \gamma$ plane if r could be fixed by using an additional input; (b) the measured R_1 implies a limit on the strong phase Δ_1 ; (c) due to the contribution from the color allowed electroweak penguin, the minimal value of R_1 can be larger than unit. For $\epsilon_1 = 0.2$ and $R_1 = 1.2$, the range of $65^\circ \leq \gamma \leq 115^\circ$ will be excluded, such bounds on γ are interesting and complimentary to the limits from global fit; (d) the dependences of extraction of γ on the variation of parameters ϵ_1 , ρ , r_1 and strong phases are also studied.

PACS numbers: 13.25.Hw, 12.15.Hh, 12.15.Ji, 12.38.Bx

*E-mail: zjxiao@email.njnu.edu.cn

[†]Mailing address

I. INTRODUCTION

As is well known, one of the main goals of the B-factories is to measure the CKM angles α, β and γ [1,2]. For the determination of the angle γ , $B \rightarrow \pi K, \pi\pi$ decay modes play a key role, and have been studied intensively in the literature [3–7]. Up to now, many two-body charmless B meson decays have been observed by CLEO, BaBar and Belle collaborations [8–10]. For the four $B \rightarrow K\pi$ decay modes considered here, the latest world average of the corresponding branching fractions are the following

$$\begin{aligned}\mathcal{BR}(B \rightarrow \pi^\pm K^\mp) &= (17.3 \pm 1.5) \times 10^{-6}, \\ \mathcal{BR}(B^\pm \rightarrow \pi^0 K^\pm) &= (12.1 \pm 1.7) \times 10^{-6}, \\ \mathcal{BR}(B^\pm \rightarrow \pi^\pm K^0) &= (17.4 \pm 2.6) \times 10^{-6}, \\ \mathcal{BR}(B \rightarrow \pi^0 K^0) &= (10.4 \pm 1.7) \times 10^{-6},\end{aligned}\tag{1}$$

The accuracy of the data is currently 10% to 20%, and will be improved rapidly along with the progress of the experiments.

For the four $B \rightarrow K\pi$ decays, the isospin and $SU(3)$ flavor symmetries of strong interactions imply some important relations among their decay amplitudes [11]. Based on these amplitude relations, three combinations of CP-averaged $B \rightarrow \pi K$ branching ratios and the corresponding "pseudo-asymmetries" have been considered [3–7] to probe the angle γ :

$$\begin{pmatrix} R \\ A_0 \end{pmatrix} \equiv \frac{\mathcal{BR}(B_d^0 \rightarrow \pi^- K^+) \pm \mathcal{BR}(\overline{B}_d^0 \rightarrow \pi^+ K^-)}{\mathcal{BR}(B^+ \rightarrow \pi^+ K^0) + \mathcal{BR}(B^- \rightarrow \pi^- \overline{K}^0)}\tag{2}$$

$$\begin{pmatrix} R_c \\ A_0^c \end{pmatrix} \equiv 2 \frac{\mathcal{BR}(B^+ \rightarrow \pi^0 K^+) \pm \mathcal{BR}(B^- \rightarrow \pi^0 K^-)}{\mathcal{BR}(B^+ \rightarrow \pi^+ K^0) + \mathcal{BR}(B^- \rightarrow \pi^- \overline{K}^0)},\tag{3}$$

$$\begin{pmatrix} R_n \\ A_0^n \end{pmatrix} \equiv \frac{1}{2} \frac{\mathcal{BR}(B_d^0 \rightarrow \pi^- K^+) \pm \mathcal{BR}(\overline{B}_d^0 \rightarrow \pi^+ K^-)}{\mathcal{BR}(B_d^0 \rightarrow \pi^0 K^0) + \mathcal{BR}(\overline{B}_d^0 \rightarrow \pi^0 \overline{K}^0)},\tag{4}$$

where the factors of 2 and 1/2 have been introduced to absorb the $\sqrt{2}$ factors originating from the wavefunctions of π^0 meson. When CLEO firstly reported their observation of the decays $B_d \rightarrow \pi^\pm K^\mp$, $B^\pm \rightarrow \pi^\pm K$, the measured ratio $R = 0.65 \pm 0.40$ lead to an interesting bound on angle γ [3]. Since the measured R is now very close to 1, however, the constraint on the angle γ from this "mixed" system is becoming weak now. For the possible constraints on γ derived from the "charged" and "neutral" systems, one can see for example Refs. [6,7] and references therein.

In this paper, we define and study a new "mixed" system $B^+ \rightarrow \pi^+ K^0$ and $B_d^0 \rightarrow \pi^0 K^0$, to see if we can extract out or put some constraints on the angle γ from the new observables, the ratio R_1 and the corresponding "pseudo-asymmetry" A_1 ,

$$\begin{pmatrix} R_1 \\ A_1 \end{pmatrix} \equiv 2 \frac{\mathcal{BR}(B_d^0 \rightarrow \pi^0 K^0) \pm \mathcal{BR}(\overline{B}_d^0 \rightarrow \pi^0 \overline{K}^0)}{\mathcal{BR}(B^+ \rightarrow \pi^+ K^0) + \mathcal{BR}(B^- \rightarrow \pi^- \overline{K}^0)}\tag{5}$$

We will also make an update for the constraint on the angle γ from the observables R and A_0 .

Using the CP-averaged branching ratios as given in Eq.(1) one finds that

$$R = 0.99 \pm 0.17, \quad R_1 = 1.20 \pm 0.36. \quad (6)$$

The central value of R is very close to unit now.

This paper is organized as follows. In Sec.II, we present the general description of the $B \rightarrow \pi K$ decays, define the observables and make estimations about their magnitude. In Sec.III, we consider the new measured values of R and A_0 to make an update for the bounds on γ derived from the so-called "mixed" system: $B^+ \rightarrow \pi^+ K^0$ and $B_d^0 \rightarrow \pi^+ K^-$ decay modes. In Sec.IV, we study the new "mixed" system, $B^+ \rightarrow \pi^+ K^0$ and $B_d^0 \rightarrow \pi^0 K^0$ decays, to find the possible bounds on γ from this new combination. The conclusions are included in the final section.

II. GENERAL DESCRIPTION OF $B \rightarrow \pi K$ DECAYS

First of all, as illustrated in Fig.1, the Feynman diagrams contributing to the charmless $B \rightarrow \pi K$ decays can be classified as follows [11]:

- a color-favored "tree" amplitude T and a color-suppressed "tree" amplitude C ;
- a QCD penguin amplitude P ;
- an color-allowed electroweak (EW) penguin amplitude P_{EW} , and a color-suppressed EW penguin amplitude P_{EW}^C ;
- an annihilation amplitude \mathcal{A} .

The possible rescattering diagrams are not shown in Fig.1, one can see Fig.12 of Ref. [5] for some relevant rescattering diagrams.

Following Refs. [3,11], the transition amplitudes for the four $B \rightarrow \pi K$ decays can be written as

$$A(B^+ \rightarrow \pi^+ K^0) = P + c_d P_{EW}^C + \mathcal{A}, \quad (7)$$

$$\sqrt{2}A(B^+ \rightarrow \pi^0 K^+) = -[P + T + C + P_{EW} + c_u P_{EW}^C + \mathcal{A}], \quad (8)$$

$$A(B_d^0 \rightarrow \pi^- K^+) = -[P + T + c_u P_{EW}^C], \quad (9)$$

$$\sqrt{2}A(B_d^0 \rightarrow \pi^0 K^0) = [P - C] - [P_{EW} - c_d P_{EW}^C] \quad (10)$$

where $c_u = 2/3$ and $c_d = -1/3$ are the up- and down-type quark charges, respectively. Because of the small ratio $|V_{us}V_{ub}^*|/|V_{ts}V_{tb}^*| \approx 0.02$, the four $B \rightarrow \pi K$ decays are dominated by the QCD penguin P . Because of the large top quark mass, we have also to care about the EW penguins. The overall EW penguin amplitude should be $\mathcal{O}(10\%)$ that of the gluonic penguin P , module group-theoretic factors [11]. The EW penguins contribute in the color-suppressed form to $B^+ \rightarrow \pi^+ K^0$ and $B_d^0 \rightarrow \pi^- K^+$ decays and are hence expected to play a minor role, whereas they contribute to $B_d^0 \rightarrow \pi^0 K^0$ and $B^+ \rightarrow \pi^0 K^+$ decays in the color-allowed form and may compete with tree-diagram-like topologies. Approximately, the contribution from P_{EW}^C should be smaller than its color-allowed counterpart P_{EW} by a factor of 0.2 and is at most a 5% effect in $b \rightarrow s$ transition relative to the dominant QCD penguin contribution.

The relative sizes of the diagrams corresponding to the $\bar{b} \rightarrow \bar{u}u\bar{s}$ and $\bar{b} \rightarrow \bar{s}$ transitions at the quark level have been estimated [11]:

$$\begin{aligned} 1 &: |P|, \\ \mathcal{O}(\lambda) &: |T|, |P_{EW}|, \\ \mathcal{O}(\lambda^2) &: |C|, |P_{EW}^C|, \\ \mathcal{O}(\lambda^3) &: |A|, \end{aligned} \tag{11}$$

where the parameter $\lambda = 0.22$ is used as a measure of the approximate relative sizes of the various contributions. One can regard the above hierarchies as a simple estimation [11] since a modest enhancement or suppression due to hadronic matrix element for example can turn an effect of $\mathcal{O}(\lambda^n)$ into an effect of $\mathcal{O}(\lambda^{n\pm 1})$.

In Refs. [5,7], the decay amplitudes of $B \rightarrow \pi^+ K^0$ and $\pi^- K^+$ have been parametrized as follows¹

$$A(B^+ \rightarrow \pi^+ K^0) \equiv \mathcal{P} = - \left(1 - \frac{\lambda^2}{2}\right) \lambda^2 A \left[1 + \rho e^{i\theta} e^{i\gamma}\right] \mathcal{P}_{tc}, \tag{12}$$

$$A(B_d^0 \rightarrow \pi^- K^+) = - \left[\mathcal{P} + T + P_{EW}^C\right], \tag{13}$$

with

$$\mathcal{P}_{tc} \equiv |\mathcal{P}_{tc}| e^{i\delta_{tc}} = (P_t - P_c) + \left(P_{EW}^{C(t)} - P_{EW}^{C(c)}\right), \tag{14}$$

$$\rho e^{i\theta} = \frac{\lambda^2 R_b}{1 - \lambda^2/2} \left[1 - \left(\frac{\mathcal{P}_{uc} + \mathcal{A}}{\mathcal{P}_{tc}}\right)\right], \tag{15}$$

$$T \equiv |T| e^{i\delta_T} e^{i\gamma}, \tag{16}$$

$$P_{EW}^C \equiv -|P_{EW}^C| e^{i\delta_{ew}}, \tag{17}$$

where P_q and $P_{EW}^{C(q)}$ ($q \in \{u, c, t\}$) denote contributions from QCD penguin and color-suppressed electroweak penguin topologies with internal q quarks, respectively. \mathcal{P}_{uc} is similar to \mathcal{P}_{tc} in Eq.(14), θ , δ_{tc} , δ_T and δ_{ew} are CP-conserving strong phases, and

$$A = 0.85 \pm 0.04, \quad \lambda = 0.221 \pm 0.002, \quad R_b = 0.38 \pm 0.08 \tag{18}$$

are the usual CKM factors [2].

The ratio R and the corresponding "pseudo-asymmetry" A_0 then take the form [5]

$$\begin{aligned} R &= 1 + r^2 + \epsilon^2 - 2r\epsilon \cos(\delta - \Delta) \cos \gamma - \frac{2r}{\omega} [\cos \delta \cos \gamma + \rho \cos(\delta - \theta)] \\ &\quad + \frac{2\epsilon}{\omega} [\cos \Delta + \rho \cos(\Delta - \theta) \cos \gamma], \end{aligned} \tag{19}$$

$$A_0 = A_+ + \frac{2r}{\omega} \sin \delta \sin \gamma + \frac{2\epsilon}{\omega} \rho \sin(\Delta - \theta) \sin \gamma + 2r\epsilon \sin(\delta - \Delta) \sin \gamma, \tag{20}$$

¹ In the parameterization, the $SU(2)$ isospin symmetry of u and d quarks, the unitarity of the CKM matrix and the Wolfenstein parametrization of the CKM matrix have been applied.

where A_+ measures the direct CP violation in the decay $B^+ \rightarrow \pi^+ K^0$

$$\begin{aligned} A_+ &\equiv \frac{BR(B^+ \rightarrow \pi^+ K^0) - BR(B^- \rightarrow \pi^- \bar{K}^0)}{BR(B^+ \rightarrow \pi^+ K^0) + BR(B^- \rightarrow \pi^- \bar{K}^0)} \\ &= -\frac{2\rho}{\omega^2} \sin \theta \sin \gamma \end{aligned} \quad (21)$$

with

$$\omega = \sqrt{1 + 2\rho \cos \theta \cos \gamma + \rho^2}. \quad (22)$$

The parameters r and ϵ , as well as the CP-conserving strong phases δ and Δ , have been defined as follows

$$r \equiv \frac{|T|}{\sqrt{\langle |\mathcal{P}|^2 \rangle}}, \quad \epsilon \equiv \frac{|P_{EW}^C|}{\sqrt{\langle |\mathcal{P}|^2 \rangle}}, \quad (23)$$

$$\delta \equiv \delta_T - \delta_{tc}, \quad \Delta \equiv \delta_{ew} - \delta_{tc}, \quad (24)$$

with

$$\langle |\mathcal{P}|^2 \rangle \equiv \frac{1}{2} (|\mathcal{P}|^2 + |\bar{\mathcal{P}}|^2). \quad (25)$$

Here the $\bar{\mathcal{P}}$ is the CP-conjugate modes of \mathcal{P} and obtained by performing the substitution $\gamma \rightarrow -\gamma$.

For the decay $B \rightarrow \pi^0 K^0$, one parametrization presented in Ref. [7] is

$$\sqrt{2}A(B_d^0 \rightarrow \pi^0 K^0) \equiv P_n = -\left(1 - \frac{\lambda^2}{2}\right) \lambda^2 A [1 + \rho_n e^{i\theta_n} e^{i\gamma}] \mathcal{P}_{tc}^n, \quad (26)$$

where \mathcal{P}_{tc}^n and $\rho_n e^{i\theta_n}$ take the form

$$\begin{aligned} \mathcal{P}_{tc}^n &\equiv |\mathcal{P}_{tc}^n| e^{i\delta_{tc}^n}, \\ \rho_n e^{i\theta_n} &= \frac{\lambda^2 R_b}{1 - \lambda^2} \left[1 - \left(\frac{\mathcal{P}_{uc} - \mathcal{C}}{\mathcal{P}_{tc}^n} \right) \right] \end{aligned} \quad (27)$$

By using the isospin symmetry of strong interactions for the u and d quarks and the decay amplitude relations as given in Eqs.(7,10), we here parametrize the $B \rightarrow \pi^0 K^0$ decay in a new way

$$\sqrt{2}A(B_d^0 \rightarrow \pi^0 K^0) \equiv P_n = \mathcal{P} - C - P_{EW}, \quad (28)$$

with

$$C \equiv |C| e^{i\delta_c} e^{i\gamma} \quad P_{EW} \equiv -|P_{EW}| e^{i\delta'_{ew}}, \quad (29)$$

where the term C denotes the contributions due to the color-suppressed "tree" diagrams, the quantity P_{EW} includes contributions from the color-allowed EW penguin topologies, and the δ_c and δ'_{ew} denote CP-conserving strong phases.

If we define the observables

$$\begin{aligned} r_1 &\equiv \frac{|C|}{\sqrt{\langle |\mathcal{P}|^2 \rangle}}, & \epsilon_1 &\equiv \frac{|P_{EW}|}{\sqrt{\langle |\mathcal{P}|^2 \rangle}}, \\ \delta_1 &\equiv \delta_c - \delta_{tc}, & \Delta_1 &\equiv \delta'_{ew} - \delta_{tc} \end{aligned} \quad (30)$$

we then find the expressions for R_1 and A_1

$$\begin{aligned} R_1 &= 1 + r_1^2 + \epsilon_1^2 + \frac{2r_1}{\omega} [\cos \delta_1 \cos \gamma + \rho \cos (\delta_1 - \theta)] \\ &\quad - \frac{2\epsilon_1}{\omega} [\cos \Delta_1 + \rho \cos (\Delta_1 - \theta) \cos \gamma] - 2r_1\epsilon_1 \cos (\delta_1 - \Delta_1) \cos \gamma \end{aligned} \quad (31)$$

$$A_1 = A_+ - \frac{2r_1}{\omega} \sin \delta_1 \sin \gamma - \frac{2\epsilon_1}{\omega} \rho \sin (\Delta_1 - \theta) \sin \gamma + 2r_1\epsilon_1 \sin (\delta_1 - \Delta_1) \sin \gamma, \quad (32)$$

where the parameters ρ , θ , ω and the CP asymmetry A_+ have been defined previously. In Eqs.(31,32), the electroweak penguin and rescattering effects are taken into account in a general way.

From the estimated hierarchy between the different diagrams as given in Eq.(11), we get to know that

$$r \approx \epsilon_1 \approx 0.2, \quad r_1 \approx \epsilon \approx 0.04. \quad (33)$$

Evaluations based on the generalized factorization approach indicated that [3,7]

$$r|_{fact} = 0.16 \pm 0.05, \quad \epsilon|_{fact} = 0.01 - 0.03. \quad (34)$$

By direct calculations in the generalized factorization approach we find numerically that

$$r = 0.14 - 0.20, \quad \epsilon = 0.01 - 0.04, \quad (35)$$

and

$$r_1 = 0.001 - 0.04, \quad \epsilon_1 = 0.07 - 0.15 \quad (36)$$

in the case of neglected rescattering effects. Of course, above estimations may be affected severely by rescattering effects, which is unfortunately still unknown at present. A reliable theoretical evaluation of ρ is indeed very difficult and requires insights into the dynamics of strong interactions. In Ref. [5], Fleischer studied the rescattering processes of the kind

$$B^+ \rightarrow \{F_c^{(s)}\} \rightarrow \pi^+ K^0, \quad (37)$$

$$B^+ \rightarrow \{F_u^{(s)}\} \rightarrow \pi^+ K^0, \quad (38)$$

where $F_c^{(s)} \in \{\overline{D^0}D_s^+, \overline{D^0}D_s^{*+}, \dots\}$ and $F_u^{(s)} \in \{\pi^0 K^+, \pi^0 K^{*+}, \dots\}$, and found that (a) $\rho \approx 0$ if rescattering processes of type (37) played the dominant role in $B^+ \rightarrow \pi^+ K^0$ decay; (b) $\rho = \mathcal{O}(10\%)$ if (38) is dominant; and (c) $\rho = \mathcal{O}(\lambda^2 R_b) \approx 0.04$ if both (37) and (38) were similarly important.

III. BOUNDS ON γ FROM R AND A_0 : AN UPDATE

In Refs. [3,5,7], the strategies to extract the CKM angle γ from the ratio R have been studied. Because of the refinement of the measured R and the first measurement of A_+ , we here make an update for this approach.

Very recently, CLEO, BaBar and Belle collaboration reported their first measurement about the CP violating asymmetries of $B \rightarrow \pi^+ K^-$, $\pi^+ K^0$ and $\pi^0 K^+$ decays [9,12], as listed in Table I. Although the measured CP-violating asymmetries of three $B \rightarrow \pi K$ decay modes have large uncertainty and therefore are still consistent with zero, we believe that they will be measured with a good accuracy within one or two years. From the measured R and $\mathcal{A}_{CP}(B^\pm \rightarrow \pi^\pm K^\mp)$, we find that

$$A_0 \equiv \mathcal{A}_{CP}(B^\pm \rightarrow \pi^\pm K^\mp) \cdot R = -0.12 \pm 0.13. \quad (39)$$

A recent theoretical calculation based on PQCD approach predicted that $\mathcal{A}_{CP}(B_d^0 \rightarrow \pi^\pm K^\mp) \approx -0.19$ for $\gamma \sim 60^\circ$ [13], which is consistent with the experimental measurements. It is reasonable for us to assume that $|A_0| \lesssim 0.2$.

The ratio R and the asymmetry A_0 as given in Eqs.(19,20) depend on seven parameters: r , ϵ , γ , ρ and CP-conserving strong phases θ , δ and Δ . Although parameters r and ϵ can be fixed through theoretical arguments, the parameter ρ is most possibly smaller than 0.15, other four parameters still remain unknown.

In Fig.2 we show the dependence of R on the angle γ for $\rho = 0.1$, $\epsilon = 0.04$, $r = 0.2$, while assuming $(\theta, \delta, \Delta) = 0^\circ$ (curve 1), 90° (curve 2) or 180° (curve 3). The solid curve corresponds to the standard model prediction obtained by employing the generalized factorization approach and using the input parameters as specified in Ref. [14]. The band between two horizontal dots lines shows the experimental measurement: $R^{exp} = 0.99 \pm 0.17$. From this figure, one can see that

- The ratio R in the generalized factorization approach has a similar dependence on γ with the ratio R as given in Eq.(19) in the case of $(\theta, \delta, \Delta) = 0^\circ$.
- The ranges of $\gamma < 45^\circ$ and $\gamma > 120^\circ$ can be excluded for extreme values (0° or 180°) of three strong phases. But such constraint on γ will disappear for $\theta = \delta = \Delta = 90^\circ$. In other words, no bounds on γ can be extracted directly from the $R - \gamma$ plane due to our ignorance of the strong phases.

As shown in Ref. [5], however, the observable A_0 allow us to eliminate the strong phase δ in the expression of R . By assuming both the parameter r and the strong phase δ in the expression of R as "free" parameters, one found the minimal value of R as follows [5]

$$R_{min} = \kappa \sin^2 \gamma + \frac{1}{\kappa} \left(\frac{A_0}{2 \sin \gamma} \right)^2, \quad (40)$$

with

$$\kappa = \frac{1}{\omega} \left[1 + 2(\epsilon\omega) \cos \Delta + (\epsilon\omega)^2 \right]. \quad (41)$$

where ω has been given in Eq.(22). Now R_{min} is independent of both r and δ , the effects of electroweak penguin and rescattering are included through the parameters ϵ , ρ and θ appeared in κ and ω . By comparing the plots of $R_{min} - \gamma$ with the measured R as given in Eq.(6), one may draw the bounds on the CKM angle γ .

As a first approximation, we neglect the rescattering and electroweak penguin effects (i.e. setting $\rho = \epsilon = 0$). The value of R_{min} therefore depends on A_0 and γ only. The γ -dependence of R_{min} for $A_0 = 0, 0.1, 0.2, 0.3$ and 0.4 is shown in Fig.3, which is identical with the Fig.1 of Ref. [5]. From Fig.3 we get to know that if R is found to be smaller than 1, the values of γ implying $R_{min} > R$ would be excluded. The current measured value of R is unfortunately very close to unit, it is also unlikely to become smaller than 1 when more B decay events are available. The bound on γ from measurement of R is therefore not as promising as three years ago.

For given A_0 , the dependence of r on the angle γ is of the form [5]

$$r = \sqrt{(R + \cos^2 \gamma) \pm 2 \sqrt{\cos^2 \gamma \left(R - \frac{A_0^2}{4 \sin^2 \gamma} \right)}} \quad (42)$$

in the case of $\rho = \epsilon = 0$. Fig.4a show such dependence for $R = 0.99$, and $A_0 = 0$ (solid curve), 0.1 (dots curve), 0.2 (short-dashed curve). Fig.4b shows the same dependence of r on the angle γ but for $R = 0.65$ as being used in Ref. [5]. The contours as shown in Figs.(4a,4b) are rather different. For $R = 0.65$, the value of r can not be smaller than 0.2 . For $R = 0.99$, $r \approx 0.15$ as indicated by theoretical calculations based on "factorization" is natural. For given R and A_0 , the allowed ranges of γ could be read off from the figures if the parameter r can be fixed by using an additional input. For $|A_0| = 0.2$, $R = 0.99$ and $r = 0.2$, for example, the regions

$$0^\circ \leq \gamma \leq 32^\circ, \quad 82^\circ \leq \gamma \leq 98^\circ, \quad \text{and} \quad 150^\circ \leq \gamma \leq 180^\circ \quad (43)$$

should be excluded. The above constraints are consistent with the limit on γ obtained from the global fit [15]: $43^\circ < \gamma < 87^\circ$ at the 95% C.L.

For more details of ρ and ϵ dependence of R_{min} , one can see the original papers [5,7]. The new measurement of R and A_0 do not affect previous discussions.

IV. BOUNDS ON γ FROM R_1 AND A_1

Analogous to the cases of R and A_0 [3,5,7], the observables R_1 and A_1 may also lead to interesting bounds on γ . By comparing the expressions of R_1 and A_1 with those of R and A_0 , we find three special features

- Between the observables (R_1, A_1) and (R, A_0) , there is a direct transformation relation: $r \rightarrow -r_1$ and $\epsilon \rightarrow -\epsilon_1$.
- The parameter r_1 which describes the contributions of "color-suppressed" tree diagram is small in size: its "factorized" value is $(r_1)_{fact} = 0.001 - 0.04$ and can be neglected.

- The parameter ϵ_1 which describes the contributions of "color-allowed" electroweak penguins, however, may be large in size as given in Eq.(36), and usually can not be neglected.

Like the ratio R and the asymmetry A_0 , R_1 and A_1 also depend on seven parameters: r_1 , ϵ_1 , ρ , CKM angle γ and the strong phases θ , δ_1 and Δ_1 as defined in Eqs.(15,30). The parameters r_1 and ϵ_1 can be fixed through theoretical arguments. If one can neglect or treat ρ parameter and three strong phases properly, one may determine or put constraint on the angle γ from the measured R_1 .

In Fig.5 we show the general dependence of the ratio R_1 in Eq.(31) on the angle γ for $\rho = 0.1$, $r_1 = 0.04$, $\epsilon_1 = 0.1$, while assuming $(\theta, \delta_1, \Delta_1) = 0^\circ$ (curve 1), 90° (curve 2) or 180° (curve 3). The solid curve corresponds to the standard model prediction of R_1 obtained by employing the generalized factorization approach and using the input parameters as specified in Ref. [14]. The band between two horizontal dots lines shows the data: $R_1^{exp} = 1.20 \pm 0.36$. Obviously no constraint on the angle γ can be obtained by comparing the measured R_1 with the theory directly. It seems that the current data prefer large strong phases (curve 3).

In case of neglected rescattering and the color-suppressed tree diagrams, the expression of R_1 in Eq.(31) can be greatly reduced into the form

$$R_1 = 1 + \epsilon_1^2 - 2\epsilon_1 \cos \Delta_1. \quad (44)$$

Now it depends on two parameters only. If one can fix the value of ϵ_1 from theoretical arguments, the measured R_1 will imply limits on the strong phase Δ_1 . In Fig.6 we show the dependence of R_1 on the strong phase Δ_1 for various values of ϵ_1 . For given $\epsilon_1 = 0.2$, the lower limit on Δ_1 can be read off directly from this figure

$$\Delta_1 \geq 115^\circ, \quad (45)$$

for $R_1 = 1.2$. In other words, the measured R_1 prefers $\Delta_1 \geq 90^\circ$, i.e. $\cos \Delta_1 < 0$.

Following the same procedure of Ref. [5], one can eliminate the strong phase δ_1 in Eq.(31) and find the minimal value of the ratio R_1 . For this purpose, we rewrite Eq.(31) and Eq.(32) as

$$R_1 = R_0 + 2r_1 (h \cos \delta_1 + k \sin \delta_1) + r_1^2, \quad (46)$$

$$A = (B \sin \delta - C \cos \delta) r_1, \quad (47)$$

where the quantities

$$R_0 = 1 - 2\frac{\epsilon_1}{\omega} [\cos \Delta + \rho \cos (\Delta_1 - \theta) \cos \gamma] + \epsilon_1^2, \quad (48)$$

$$h = \frac{1}{\omega} (\cos \gamma + \rho \cos \theta) - \epsilon_1 \cos \Delta_1 \cos \gamma, \quad (49)$$

$$k = \frac{\rho}{\omega} \sin \theta - \epsilon_1 \sin \Delta_1 \cos \gamma, \quad (50)$$

$$A = \frac{A_1 - A_+}{2 \sin \gamma} + \frac{\epsilon_1 \rho}{\omega} \sin (\Delta_1 - \theta), \quad (51)$$

$$B = -\left(\frac{1}{\omega} - \epsilon_1 \cos \Delta_1\right), \quad (52)$$

$$C = \epsilon_1 \sin \Delta_1, \quad (53)$$

are independent of r_1 . From Eq.(47), we get

$$\begin{aligned}\sin \delta_1 &= \frac{AB \pm C\sqrt{(B^2 + C^2)r_1^2 - A^2}}{(B^2 + C^2)r_1}, \\ \cos \delta_1 &= \frac{-AC \pm B\sqrt{(B^2 + C^2)r_1^2 - A^2}}{(B^2 + C^2)r_1},\end{aligned}\tag{54}$$

and then eliminate the strong phase δ_1 in Eq.(46):

$$R_1 = R_0 - AD \pm E\sqrt{(B^2 + C^2)r_1^2 - A^2} + r_1^2,\tag{55}$$

with

$$D = 2\left(\frac{hC - kB}{B^2 + C^2}\right), \quad E = 2\left(\frac{hB + kC}{B^2 + C^2}\right)\tag{56}$$

Treating now r_1 in Eq.(55) as a free variable, we find the minimal value of R_1

$$(R_1)_{min} = t \sin^2 \gamma + \frac{1}{t} \left(\frac{A_1}{2 \sin \gamma} \right)^2\tag{57}$$

with

$$t = \frac{1}{\omega^2} \left[1 - 2\epsilon_1 \omega \cos \Delta_1 + \epsilon_1^2 \omega^2 \right].\tag{58}$$

This is an exact formulae derived without any approximation. The effects of electroweak penguin and rescattering processes are included through the parameter ϵ_1 , ρ and θ , respectively.

For $B \rightarrow \pi^+ K^0$ and $\pi^+ K^-$ decays the EW penguin contributes in the "color-suppressed" form only and therefore play a minor role. For $B \rightarrow \pi^0 K^0$ decay, however, the "color allowed" electroweak penguin is important and should be taken into account. This is the main difference between two sets of observables (R, A_0) and (R_1, A_1) . For $\rho = 0$ and $\epsilon_1 \neq 0$, the minimal value of R_1 will depend on the angle γ , the parameter ϵ_1 , the pseudo-asymmetry A_1 and the strong phase Δ_1 , as illustrated in Figs.(7,8,9).

Fig.7 shows the dependence of $(R_1)_{min}$ on the angle γ for $\rho = 0$, $\epsilon_1 = 0.2$, $\Delta_1 = 180^\circ$ (maximal effect) and $|A_1| = 0, 0.2$ and 0.4 . From Fig.7, we find that

- Due to the contribution from the "color allowed" electroweak penguin, the value of $(R_1)_{min}$ can be larger than unit now:

$$R_1 \geq t \sin^2 \gamma\tag{59}$$

for $A_1 = 0$. Here the function t is larger than unit if $\cos \Delta_1 < 0$. The values of γ implying $(R_1)_{min} > R_1$ would be excluded. Numerically, the ranges around $\gamma = 90^\circ$, i.e.

$$\begin{aligned}
58^\circ &\leq \gamma \leq 122^\circ, \\
65^\circ &\leq \gamma \leq 115^\circ, \\
80^\circ &\leq \gamma \leq 100^\circ,
\end{aligned} \tag{60}$$

would be excluded for $R_1 = 1, 1.2$ and 1.4 , respectively. According to current experimental measurements, $R_1 \approx 1.2$ is indeed natural, the corresponding bounds on the angle γ are thus practical and interesting. Such bounds are also complimentary to the limits from global fit.

- Around $\gamma = 90^\circ$, the bound on γ is approximately independent of A_1 . The excluded regions around $\gamma = 0^\circ$ and 180° , however, depend on the values of A_1 .

For the minimal value of R_1 , the EW penguin contribution is included through $t = 1 - 2\epsilon_1 \cos \Delta_1 + \epsilon_1^2$ in the case of $\rho = 0$. Fig.8 shows the dependence of $(R_1)_{min}$ on the angle γ for $\rho = 0$, $|A_1| = 0.2$, $\Delta_1 = 180^\circ$, $\epsilon_1 = 0.05, 0.10, 0.15$ and 0.20 . It is easy to see that $(R_1)_{min}$ has a moderate dependence on the value of ϵ_1 . Using $\epsilon_1 = 0.1$ and $R_1 = 1.20$, the range of $83^\circ \leq \gamma \leq 97^\circ$ could be excluded.

Fig.9 shows the dependence of $(R_1)_{min}$ on the angle γ for $\rho = 0$, $|A_1| = 0.2$, $\epsilon_1 = 0.2$, $\Delta_1 = 90^\circ, 120^\circ, 150^\circ$ and 180° . Obviously, $(R_1)_{min}$ and thus the bound on γ has a strong dependence on phase Δ_1 . The bound given in Eq.(45) is the first limit on Δ_1 from the measured R_1 , but its uncertainty is also large. To get a reliable bound on γ from this strategy, one has to determine the value of Δ_1 with a reasonable accuracy.

Now we check the effects of the rescattering. For the minimal value of R_1 , the rescattering effects are included through $\omega = \sqrt{1 + 2\rho \cos \theta \cos \gamma + \rho^2}$, and maximum for $\theta = 0^\circ$ or 180° . In Fig.10 we show the dependence of $(R_1)_{min}$ on the angle γ for $\rho = 0, 0.1$, and 0.2 , while assuming $\epsilon_1 = 0.2$, $\Delta_1 = 180^\circ$, $|A_1| = 0.2$, and $\theta = 0^\circ$ or 180° . As shown in Fig.10, $(R_1)_{min}$ has a weak dependence on ρ only: its maximum around $\gamma = 90^\circ$ is almost independent of ρ . The uncertainty of the bound on the angle γ for a given R_1 is at most 10° in the range of $\rho = 0 - 0.2$.

According to the estimated hierarchy and direct calculation in generalized factorization approach, the parameter r_1 should be very small: $0 \leq r_1 \leq 0.04$. By treating the δ_1 in Eq.(46) as a free parameter, on the other hand, one can also put the lower and upper bounds on r_1 from the measured R_1

$$(r_1)_{min}^{max} = \left| \sqrt{R_0 - t \sin^2 \gamma} \pm \sqrt{R_1 - t \sin^2 \gamma} \right|. \tag{61}$$

where R_0 and t have been given in Eqs.(48,58). Fig.11 shows the allowed regions of r_1 for $\rho = 0$, $\epsilon_1 = 0.2$, $\Delta_1 = 180^\circ$ and for various values of R_1 corresponding to its currently allowed experimental range $R_1 = 1.20 \pm 0.36$. From this figure, one can see that

- Small values of R_1 requires large values of r_1 . For $R_1 = 0.84$, for example, the minimal value of r_1 is 0.28 , which is much larger than the theoretical estimations: $r_1 \sim 0.04$. For $R_1 \geq 1.2$, however, the minimal values of r_1 become compatible with the theoretical estimations.
- If r_1 could be fixed by using an additional input, the bounds on γ can be read off directly from Fig.11. For $R_1 = 1.40$ and $r_1 = 0.05$, for example, the range of

$$78^\circ \leq \gamma \leq 102^\circ \quad (62)$$

could be excluded.

V. CONCLUSIONS

In this paper we defined and studied a new "mixed" system, $B^+ \rightarrow \pi^+ K^0$ and $B_d^0 \rightarrow \pi^0 K^0$ decays, to extract or constrain the CKM angle γ from the measured ratio R_1 and the corresponding "pseudo-asymmetry" A_1 . We also made an update for the constraints on the angle γ from the observables R and A_0 .

In the parameterization, the $SU(2)$ isospin symmetry of strong interactions for u and d quarks, the unitarity of the CKM matrix and the Wolfenstein parametrization of the CKM matrix have been applied. From the theoretical calculations and currently available experimental measurements, we found the following results:

- The measured value of R is now very close to unit, the bound on the angle γ from measurement of R is therefore not as promising as three years ago. If A_0 is measured with good accuracy and r can be fixed by theoretical arguments, however, some bounds on γ are still possible. For $\rho = \epsilon = 0$, $R = 0.99$, $|A_0| = 0.2$ and $r = 0.2$, for example, the allowed regions of angle γ can be read off from Fig.4

$$30^\circ \leq \gamma \leq 82^\circ, \text{ and } 98^\circ \leq \gamma \leq 150^\circ. \quad (63)$$

- For $B_d^0 \rightarrow \pi^0 K^0$ decay, the color-allowed EW penguin play an important role. By direct calculations in the generalized factorization approach we find that

$$r_1 = 0.001 - 0.04, \quad \epsilon_1 = 0.07 - 0.15 \quad (64)$$

in the case of neglected rescattering effects, which agrees well with the estimated hierarchy of different Feynman diagrams.

- As shown in Fig.6, the measured R_1 implies a limit on the strong phase Δ_1 in case of neglected rescattering and the color-suppressed tree diagrams. For given $\epsilon_1 = 0.2$ and $R_1 = 1.2$, the lower limit on Δ_1 is $\Delta_1 \geq 115^\circ$. This is the first limit on Δ_1 from the measured R_1 , but its uncertainty is still large.
- Due to the contribution from the "color allowed" electroweak penguin, the minimal value of R_1 can be larger than unit, as illustrated in Fig.7. Using $\epsilon_1 = 0.2$ and $R_1 = 1.20$, the range of $65^\circ \leq \gamma \leq 115^\circ$ could be excluded, which is also approximately independent of A_1 . These bounds on the angle γ are interesting and complimentary to the limits from global fit.
- The bound on γ has a moderate dependence on the value of ϵ_1 . Using $R_1 = 1.20$ and $\epsilon_1 = 0.1$, the range of $83^\circ \leq \gamma \leq 97^\circ$ could be excluded.

- The bound on γ has a strong dependence on the strong phase Δ_1 . For $\Delta_1 < 90^\circ$, for example, the bound may disappear. To get a reliable bound on γ from this strategy, one has to determine the value of Δ_1 with a reasonable accuracy.
- The bound on γ has a weak dependence on the rescattering effects only. The uncertainty of the bound on the angle γ for a given R_1 is at most 10° in the range of $\rho = 0 - 0.2$.
- The bounds on γ can be read off directly from $r_1 - \gamma$ plane if r_1 could be fixed by using an additional input.

ACKNOWLEDGMENTS

Z.J. Xiao acknowledges the support by the National Natural Science Foundation of China under Grant No.10075013, and by the Research Foundation of Nanjing Normal University under Grant No.2001WLXXGQA916.

REFERENCES

- [1] P.F. Harrison and H.R. Quinn, Editors, *The BaBar Physics Book*, SLAC-R-504, 1998;
- [2] A.J.Buras, *Flavor dynamics: CP violation and rare decays*, hep-ph/0101336; R.Fleischer, *Extraction of γ* , hep-ph/0110278.
- [3] R.Fleischer, Phys.Lett. B365, 399(1996); R.Fleischer, and T.Mannel, Phys.Rev. D57, 2752(1998).
- [4] M.Gronau and J.L.Rosner, Phys.Rev. D57, 6843(1998).
- [5] R.Fleischer, Eur.Phys.J. C6, 451(1999).
- [6] M.Neubert, and J.L.Rosner, Phys.Lett. B441, 403(1998).
- [7] A.J.Buras, and R.Fleischer, Eur.Phys.J. C11, 93(1999).
- [8] D. Cronin-Hennessy *et al.*, CLEO Collaboration, Phys.Rev.Lett. **85**, 515(2000); Yongsheng Gao, Recent results from CLEO Collaboration, hep-ex/0108005.
- [9] B.Aubert *et al.*, BaBar Collaboration, Phys.Rev.Lett. 87, 151802(2001);
- [10] K.Abe *et al.*, Belle Collaboration, Phys.Rev.Lett. 101801(2001).
- [11] M.Gronau, O.F.Hernandez, D.London, and J.L.Rosner, Phys.Rev. D52, 6356(1995), *ibid*, D52, 6374(1995).
- [12] S.Chen *et al.*, CLEO Collaboration, Phys.Rev.Lett. **85**, 525(2000); K.Abe *et al.*, Belle Collaboration, Phys.Rev. D64, 071101(2001).
- [13] Y.Y.Keum, H.-N. Li and A.I.Sanda, Phys.Rev. D63, 054008(2001).
- [14] Z.J. Xiao, C.S.Li and K.T. Chao, Phys.Rev. D63, 074005(2001).
- [15] X.G. He, Y.K. Hsiao, J.Q.Shi, Y.L.Wu and Y.F.Zhou, Phys.Rev. D64, 034002(2001).

TABLES

TABLE I. Measurements of CP-violating asymmetry as reported by CLEO, BaBar and Belle Collaborations. The numbers in second entries are the \mathcal{A}_{CP} at 90% C.L. The last column lists the average.

Channel	CLEO	BaBar	Belle	Average
$\mathcal{A}_{CP}(B^\pm \rightarrow \pi^0 K^\pm)$	-0.29 ± 0.23 [−0.67, 0.09]	$0.00 \pm 0.18 \pm 0.04$ [−0.30, 0.30]	$-0.06^{+0.22}_{-0.20}$ [−0.40, 0.36]	-0.10 ± 0.12
$\mathcal{A}_{CP}(B \rightarrow \pi^\mp K^\pm)$	-0.04 ± 0.16 [−0.30, 0.22]	$-0.19 \pm 0.10 \pm 0.03$ [−0.35, −0.03]	$0.04^{+0.19}_{-0.17}$ [−0.25, 0.37]	-0.12 ± 0.08
$\mathcal{A}_{CP}(B^\pm \rightarrow \pi^\pm K^0)$	$+0.18 \pm 0.24$ [−0.22, 0.56]	$-0.21 \pm 0.18 \pm 0.03$ [−0.51, 0.09]	$0.10^{+0.43}_{-0.34}$ [−0.53, 0.82]	-0.05 ± 0.14

FIGURES

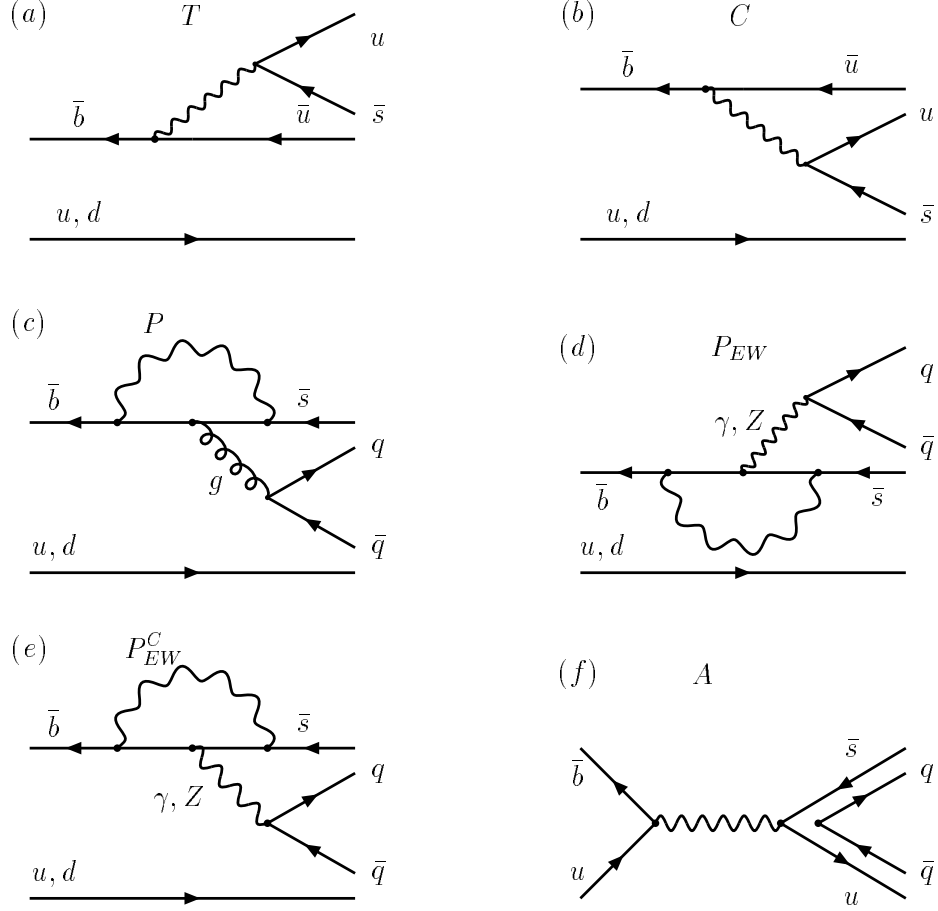


FIG. 1. Feynman diagrams contributing to $B \rightarrow K\pi$ decays. The q denotes the u or d quarks.

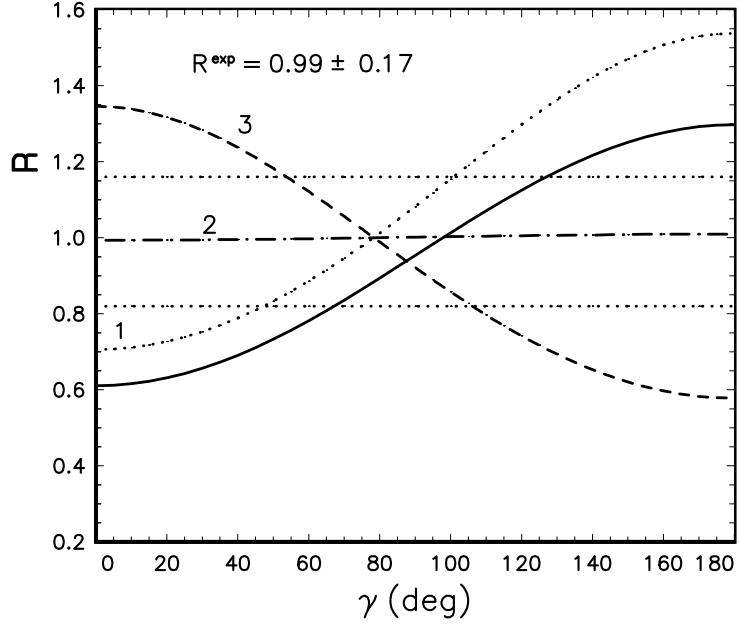


FIG. 2. The dependence of R on γ for $\rho = 0.1$, $\epsilon = 0.04$, $r = 0.2$, while assuming $(\theta, \delta, \Delta) = 0^\circ$ (curve 1), 90° (curve 2) and 180° (curve 3). The solid curve is the standard model prediction based on the generalized factorization approach. The band between two dots lines corresponds to the data: $R = 0.99 \pm 0.17$.

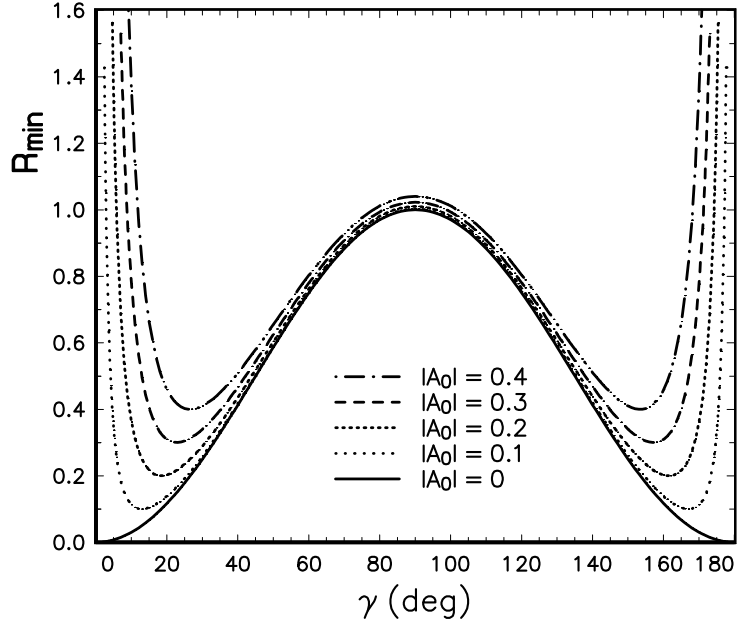


FIG. 3. The dependence of R_{min} on γ for $|A_0| = 0, 0.1, 0.2, 0.3$ and 0.4 in case of neglected EW penguin and rescattering effects.

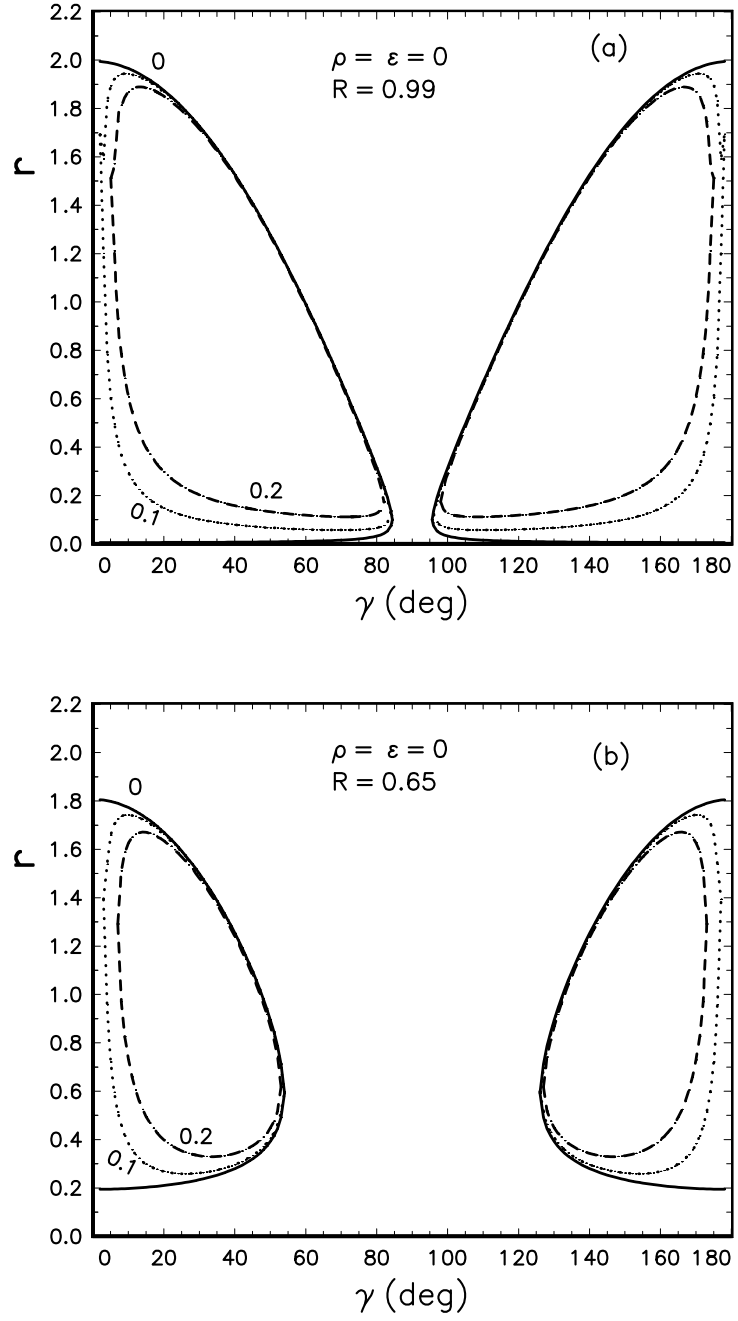


FIG. 4. The dependence of r on the angle γ for $R = 0.99$ (a) and 0.65 (b), and for $|A_0| = 0$ (solid curve), 0.1 (dots curve) and 0.2 (short-dashed curve) in the case of $\rho = \epsilon = 0$.

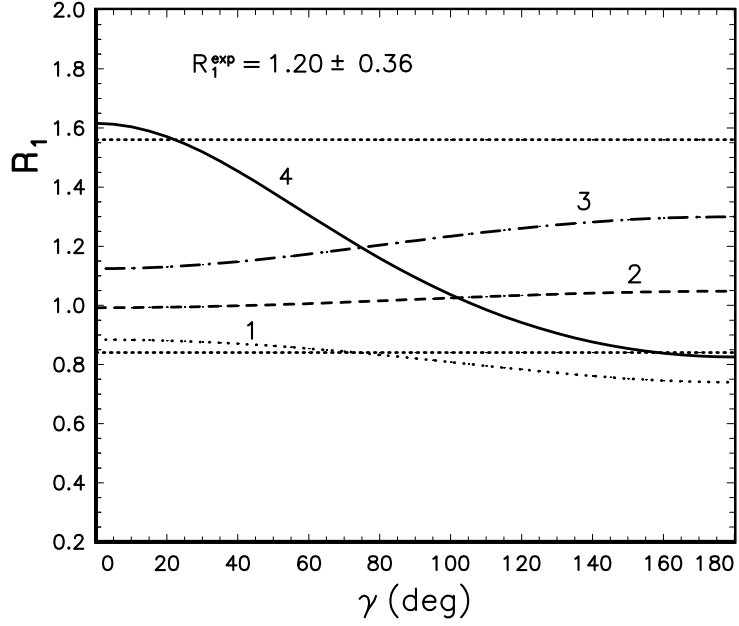


FIG. 5. The dependence of R_1 on γ for $\rho = 0.1$, $r_1 = 0.04$, $\epsilon_1 = 0.1$, while assuming $(\theta, \delta, \Delta) = 0^\circ$ (curve 1), 90° (curve 2) and 180° (curve 3). The solid curve is the standard model prediction of R_1 by employing the generalized factorization approach. The band between two dots lines corresponds to the data: $R_1 = 1.20 \pm 0.36$.

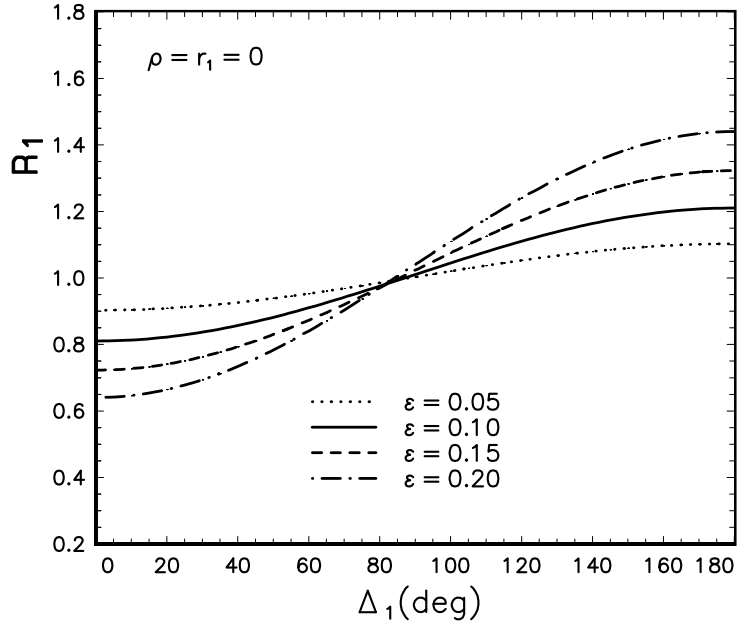


FIG. 6. The dependence of R_1 on the strong phase Δ_1 for $\rho = r_1 = 0$, and $\epsilon_1 = 0.05, 0.10, 0.15$ and 0.2 .

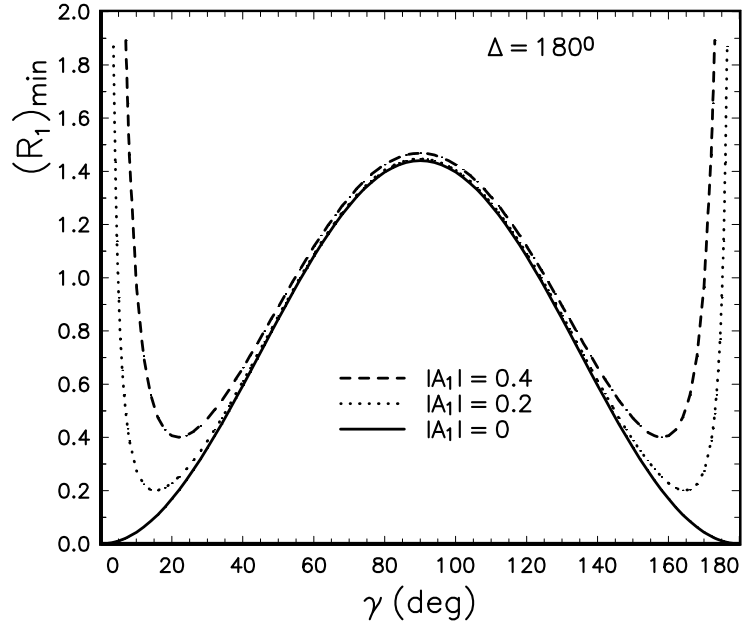


FIG. 7. The dependence of the minimal value of R_1 on the angle γ for $\rho = 0$, $\epsilon_1 = 0.2$, $\Delta_1 = 180^\circ$ and $|A_1| = 0, 0.2$ and 0.4 .

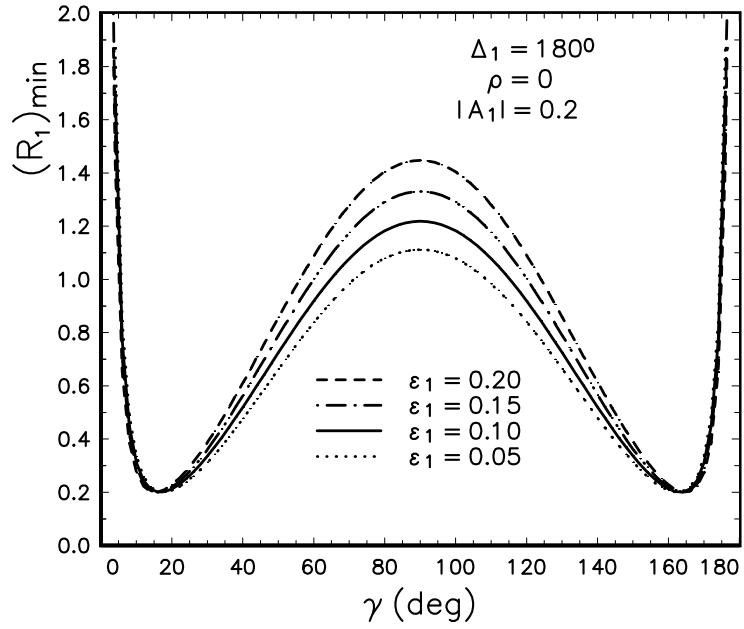


FIG. 8. The dependence of the minimal value of R_1 on the angle γ for $\rho = 0$, $A_1 = 0.2$, $\Delta_1 = 180^\circ$, $\epsilon_1 = 0.05, 0.10, 0.15$ and 0.2 .

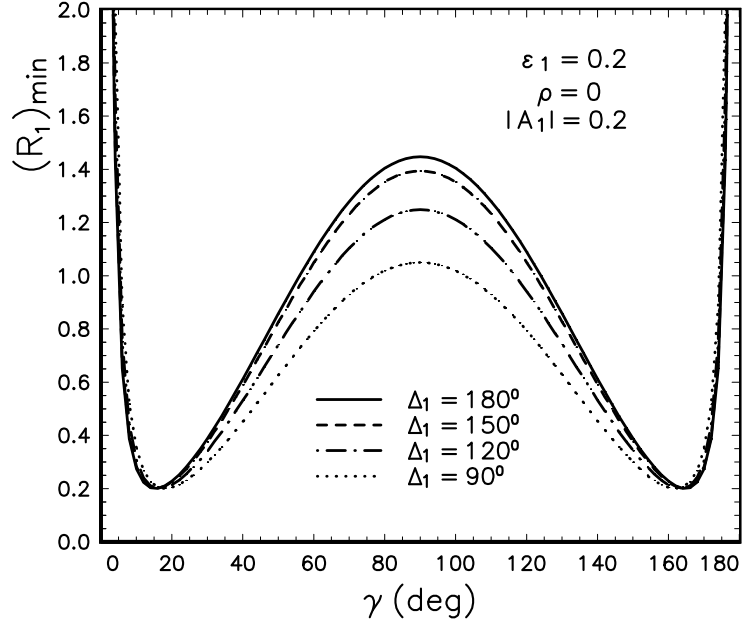


FIG. 9. The dependence of the minimal value of R_1 on the angle γ for $\rho = 0$, $\epsilon_1 = 0.2$, $|A_1| = 0.1$, $\Delta_1 = 0^\circ, 45^\circ, 90^\circ, 135^\circ$ and 180° .

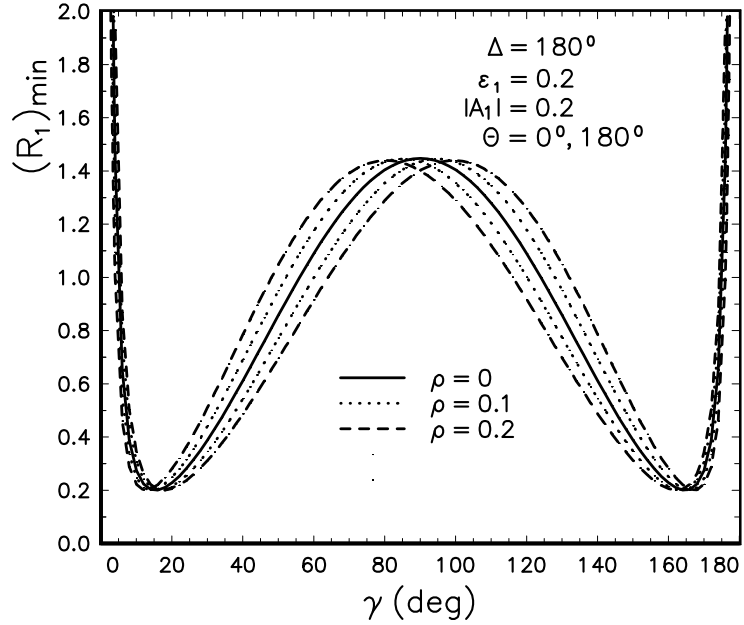


FIG. 10. The rescattering effects on $(R_1)_{min}$ for $\rho = 0, 0.10$ and 0.15 , while assuming $\epsilon_1 = 0.1$, $\Delta_1 = 180^\circ$, $|A_1| = 0.2$, $\theta \in \{0^\circ, 180^\circ\}$. The curves for a given value of ρ correspond to $\theta \in \{0^\circ, 180^\circ\}$ and show the maximum shift from $\rho = 0$.

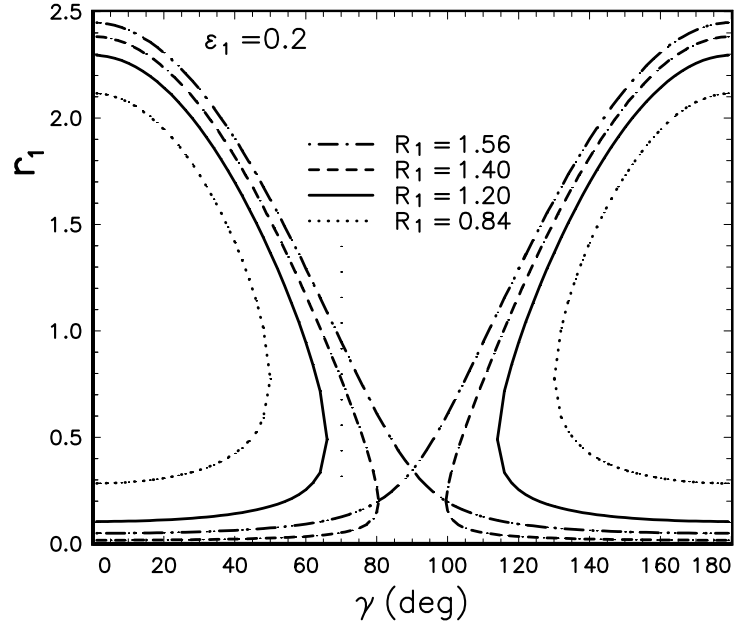


FIG. 11. The allowed regions of the parameter r_1 for $\rho = 0$, $\epsilon_1 = 0.2$, $\Delta = 180^\circ$, and $R_1^{exp} = 0.84, 1.20, 1.40$ and 1.56 .