

# Triangular and $Y$ -shaped hadrons in QCD

D.S.Kuzmenko and Yu.A.Simonov

*State Research Center*

*Institute of Theoretical and Experimental Physics,  
117218 Moscow, Russia*

## Abstract

The structures of fluxes are considered for the three fundamental (quarks) or adjoint (gluons) particles. For quarks it is shown that the  $Y$ -shaped configuration is the only possible. For adjoint sources both the  $Y$ -shaped and triangular configurations may realize. The corresponding static potentials are calculated in the Method of Field Correlators and in the case of baryon shown to be consistent with lattice data. For adjoint sources the  $Y$ -shaped and  $\Delta$ -shaped potentials turn out to be very close, which leads to almost degenerate masses of  $3^{--}$   $3g$  glueballs and odderon trajectories.

1. The  $Y$ -shaped configuration of baryon was suggested long ago in the framework of the string model [1] and the lattice gauge theory [2], and since then was accepted and used in many dynamical calculations [3, 4]. Meanwhile in the central vortices model [5] static baryon potential was calculated and interpreted in favour of  $\Delta$ -type configuration of fluxes. It is the aim of our paper to show that the latter cannot be realized in QCD and to argue in favor of  $Y$ -shaped baryons. We also show that for three gluons both configurations are possible.

To make conclusions on the structure of fluxes from the field-theoretical point of view one generally has to consider a space-extended gauge invariant wave function of hadron and calculate the corresponding fluxes of the gluonic fields. In this work we will show that the only possible gauge-invariant configuration of the wave function of baryons (or any 3 fundamental sources in  $SU(3)$  gluodynamics) is the  $Y$ -shaped one. The calculations of fluxes in baryon were performed recently by the authors using the method of field correlators (MFC) [6]. According to our results, the structure of fluxes determines the static potential, which is the work of gluonic fields of the flux in the process of bringing quarks together along the straight lines (note that the path is important in the case of nonabelian theory). Another equivalent (common) way to obtain the static potential is to calculate it directly from the Wilson loop. Such calculations in the case of baryon were performed on the lattice in recent papers [7, 8, 9]. We will see that these calculations confirm our picture of fluxes.

As a second point of this paper we study configuration of the wave function of the 3 adjoint sources (e.g. of 3 valence gluons) and show that it may have two possible shapes: the  $Y$ -type and the  $\Delta$ -type. We compute static potential for both cases. Using that we estimate masses of lowest  $3g$  glueballs, lying on the corresponding odderon trajectories, and show that they are close to each other, implying that there are two possible odderon trajectories with two not much different Regge slopes. A short discussion of physical implications of these results concludes the paper.

2. Hadron building in SU(3) starts with listing elementary building blocks: quarks  $q^\alpha$ ,  $\alpha = 1, 2, 3$ , gluons (or adjoint static sources)  $g^a$ ,  $a = 1, \dots, 8$ , parallel transporters (PT) in fundamental representation  $\Phi_\alpha^\beta(x, y) = (P \exp ig \int A_\mu(z) dz_\mu)_\alpha^\beta$ , adjoint parallel transporters  $\Phi_{ab}(x, y)$ , generators  $t_\alpha^{(a)\beta}$  symmetric symbols  $\delta_\alpha^\beta$ ,  $\delta_{ab}$ ,  $d^{abc}$ , and antisymmetric ones,  $e_{\alpha\beta\gamma}$  and  $f^{abc}$ . Note that we always use Greek indices for fundamental representation and Latin ones for the adjoint.

To construct a real extended (not point-like) hadron one uses all listed elements, PT included, and forms a white (gauge-invariant) combination. It is convenient to form an extended quark (antiquark) operator

$$\begin{aligned} q^\alpha(x, Y) &\equiv q^\beta(x) \Phi_\beta^\alpha(x, Y); \\ \bar{q}_\alpha(x, Y) &= \bar{q}_\beta(x) \Phi_\alpha^\beta(x, Y). \end{aligned} \tag{1}$$

In this way one has for the Y-shaped baryon:

$$B_Y(x, y, z, Y) = e_{\alpha\beta\gamma} q^\alpha(x, Y) q^\beta(y, Y) q^\gamma(z, Y). \tag{2}$$

One can also define quark operator with two lower indices:  $e_{\alpha\beta\gamma} q^\alpha(x) \equiv q_{\beta\gamma}(x)$ . However an attempt to create a gauge-invariant combination from 3 operators  $q_{\beta\gamma}(x)$  and 3 PT to construct a  $\Delta$ -type configuration fails: the structure

$$B_\Delta(x, y, z) = q_{\alpha\beta}(x) \Phi_\gamma^\beta(x, y) q_{\gamma\delta}(y) \Phi_\varepsilon^\delta(y, z) q_{\varepsilon\rho}(z) \Phi_\alpha^\rho(z, x) \tag{3}$$

is not gauge invariant, that can be checked directly, substituting in (3)  $q^\alpha(x) \rightarrow U_\beta^\alpha(x) q^\beta(x)$ . One can try all combinations, but it is impossible to form a continuous chain of indices to represent the  $\Delta$ -type structure using as operators  $q_\alpha$  as  $q_{\alpha\beta}$ . Thus one can conclude that the Y-shaped configuration is the only possible gauge-invariant configuration of wave function for baryons.

One may wonder, what is the relation between the spacial structures of wave function of hadrons and their gluonic flux? The common answer underlying the flux-tube models is that these structures coincide. In realistic lattice calculations one is to use the Wilson loop, which describes the gauge invariant state of hadron generated at some initial and annihilated at final time. As is well known, for static charges the Wilson loop consists of two wave functions considered above, joined by parallel transporters. Let us imagine now some evolution of the fluxes in baryon which would lead to the emerging of the  $\Delta$ -type configuration of fluxes in some intermediate time. First of all we should note that the cross-section of the Wilson loop by the time-like hypersurface will recover a gauge-invariant 3q state, i.e. the Y-type configuration. To have a  $\Delta$ -shape for fluxes one should admit that the fluxes have no relation with the wave function, which is improbable. This is the first general argument against the  $\Delta$ -liked baryon. The second one is that the fluxes in the baryon are in fundamental representation, and their field is oriented in such a way that the quarks are emitters of the field. In the  $\Delta$ -case it would mean that two opposite sides of the flux between quarks have opposite directions of the field, and one cannot form the  $\Delta$ -configuration with the real (directed) fluxes. The firm argument in favor of the Y-picture of fluxes comes from the gluonic field distributions obtained in the framework of the MFC. It was shown in [6] that gluonic fields in baryon form flux tubes with the field directed from the quarks to string junction and depleted around the junction due to the intersection of fluxes. We will demonstrate in what follows that the static potential which corresponds to these field distributions justifies the lattice data.

Consider now the adjoint source  $g^a(x)t_\alpha^{(a)\beta} \equiv G_\alpha^\beta(x)$ . We do not specify here the Lorentz structure of  $g^a(x)$ , but only impose condition that it should gauge transform homogeneously,  $G_\alpha^\beta \rightarrow U_{\beta'}^{+\beta} G_{\alpha'}^{\beta'} U_\alpha^{\alpha'}$ . Therefore  $g^a(x)$  can be either the field strength  $F_{\mu\nu}^a(x)$ , or valence gluon field  $a_\mu^a(x)$  in the background-field perturbation theory [10]. It is easy to construct a  $\Delta$ -type configuration for 3 such sources;

$$G_\Delta(x, y, z) = G_\alpha^\beta(x) \Phi_\beta^\gamma(x, y) G_\gamma^\delta(y) \Phi_\delta^\varepsilon(y, z) G_\varepsilon^\rho(z) \Phi_\rho^\alpha(z, x). \quad (4)$$

It is clear that in (4) all repeated indices form gauge-invariant combinations, and  $G_\Delta(x, y, z)$  is a gauge-invariant  $\Delta$ -type configuration, which was used previously for the  $3g$  glueball in [11].

But one can persuade oneself that (4) is not the only  $3g$  gauge-invariant configuration. Consider adjoint sources and adjoint PT (here distinguishing upper and lower indices is not necessary) and form as in (1) an extended gluon operator:

$$g_a(x, Y) \equiv g^b(x) \Phi_{ab}(x, Y) \quad (5)$$

and an  $Y$ -shaped configuration

$$G_Y^{(f)}(x, y, z, Y) = f^{abc} g_a(x, Y) g_b(y, Y) g_c(z, Y). \quad (6)$$

In the same way one constructs  $G_Y^{(d)}$  replacing  $f$  by  $d$  in (6). It is clear that  $G_Y$  is gauge-invariant and should be considered on the same grounds as  $G_\Delta$ .

At this point it is necessary to clarify why (2), (6) can be called  $Y$ -shaped while (4) – a  $\Delta$ -shaped configuration, or in other words how the parallel transporters transform into strings.

To this end consider initial and final states made of (2), (4), (6) and for simplicity of arguments take all fundamental and adjoint sources to be static, i.e. propagating only in Euclidean time.

Then the Green's function for the object will be

$$\mathcal{G}_i(\bar{X}, X) = \langle \Psi_i^+(\bar{X}) \Psi_i(X) \rangle \quad (7)$$

where  $\Psi_i = G_\Delta, G_Y, B_Y$ ;  $X = x, y, z$  for  $G_\Delta$  and  $x, y, z, Y$  otherwise. Now it is important that vacuum average in (7) produces a product of Green's functions for quarks or for valence gluons in the external vacuum gluonic field, which is proportional to the corresponding PT, fundamental – for quarks and adjoint – for gluons. Namely,

$$\begin{aligned} \langle \bar{q}_\beta(\bar{x}) q^\alpha(x) \rangle &\sim \Phi_\beta^\alpha(\bar{x}, x), \\ \langle g^a(\bar{x}) g^b(x) \rangle &\sim \Phi_{ab}(\bar{x}, x). \end{aligned} \quad (8)$$

(This statement is well known for static sources, for relativistic quarks and gluons this follows directly from the exact Fock-Feynman-Schwinger representation (FFSR), see [12, 13] and for a review [14]).

As a result one obtains a gauge-invariant Wilson-loop combination for each Green's function (7). In particular for  $B_Y$  (2) one has a familiar 3-lobe Wilson loop  $W_Y$ :

$$W_Y(\bar{X}, X) = \text{tr}_Y \prod_{i=1}^3 W_i(C_i), \quad (9)$$

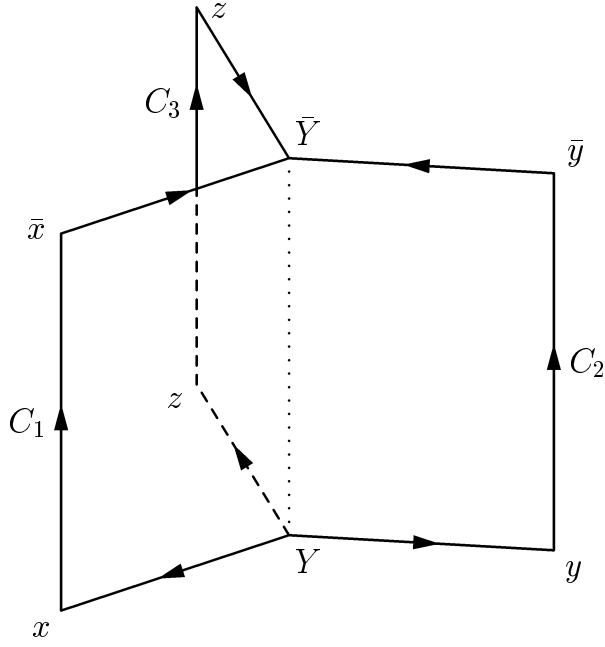


Figure 1: Y-shaped Wilson loop

where  $\text{tr}_Y = \frac{1}{6}e_{\alpha\beta\gamma}e_{\alpha'\beta'\gamma'}$ , and the contour  $C_i$  in the open loop  $W_i$  passes from  $Y$  to  $\bar{Y}$  through points  $x, \bar{x}$  ( $i = 1$ ),  $y, \bar{y}$  ( $i = 2$ ), or  $z, \bar{z}$  ( $i = 3$ ), as shown in Fig.1.

This situation is well-known and was exploited in numerous applications. Relatively less known are the Wilson-loop configurations for  $G_Y$  and  $G_\Delta$ . In the first case the structure is the same with the replacement of fundamental lines and symbols by the adjoint ones:  $e_{\alpha\beta\gamma} \rightarrow f^{abc}$  or  $e_{\alpha\beta\gamma} \rightarrow d^{abc}$ ,  $\Phi_\alpha^\beta \rightarrow \Phi_{ab}$ , so that the whole structure in (9) is the same with this replacement. Contrary to the baryon case, we can contract adjoint indices in two ways, using antisymmetric symbol  $f^{abc}$  or symmetric one  $d^{abc}$ . The proper choice is related to the Bose-statistics of the gluon system which ensures the full coordinate-spin function to be symmetric.

In the case of  $G_\Delta$  using (4) and (8) one can write the resulting structure symbolically as follows

$$\mathcal{G}_\Delta(\bar{X}, X) = \Delta_{a'b'c'}(\bar{x}, \bar{y}, \bar{z})\Phi_{a'a}(\bar{x}, x)\Phi_{b'b}(\bar{y}, y)\Phi_{c'c}(\bar{z}, z)\Delta_{abc}(x, y, z) \quad (10)$$

where we have denoted

$$\Delta_{abc}(x, y, z) = t_\alpha^{(a)\beta}\Phi_\beta^\gamma(x, y)t_\gamma^{(b)\delta}\Phi_\delta^\epsilon(y, z)t_\epsilon^{(c)\rho}\Phi_\rho^\alpha(z, x). \quad (11)$$

To understand better the structure of (10), one can use the large  $N_c$  approximation, in which case the combination

$$\Psi_{\alpha\alpha'}^{\beta\beta'} \equiv t_{\alpha'}^{(a')\beta'}\Phi_{a'a}(\bar{x}, x)t_\alpha^{(a)\beta} \approx \frac{1}{2}\Phi_\alpha^{\beta'}(x, \bar{x})\Phi_{\alpha'}^\beta(\bar{x}, x). \quad (12)$$

As a result in this approximation  $\mathcal{G}_\Delta$  appears to be a product of 3 fundamental closed loops, properly oriented with respect to each other

$$\mathcal{G}_\Delta(\bar{X}, X) \sim W(\bar{x}, \bar{y}|x, y)W(\bar{y}, \bar{z}|y, z)W(\bar{z}, \bar{x}|z, x) \equiv W_\Delta(\bar{X}, X), \quad (13)$$

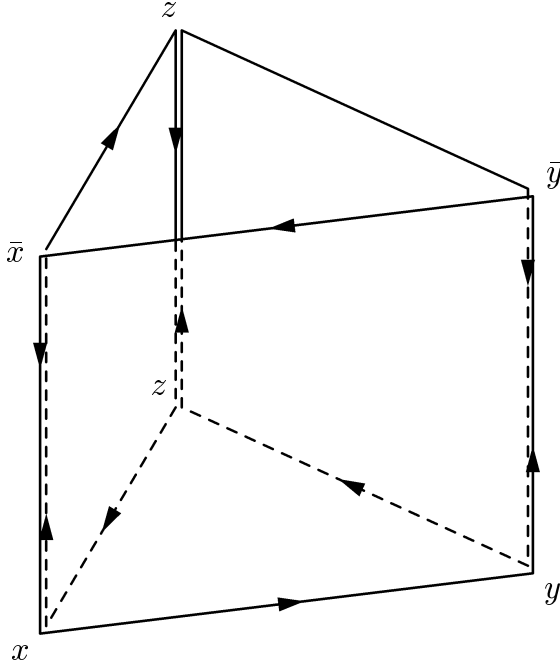


Figure 2:  $\Delta$ -shaped Wilson loop

it is displayed in Fig. 2.

3. Static potentials for configurations (2), (4), (6) can be computed using Field Correlator Method (FCM) [15], through the equation

$$V = - \lim_{T \rightarrow \infty} \frac{1}{T} \ln \langle W \rangle, \quad (14)$$

where  $T$  is the time extension of the Wilson loop.

For the baryon case this procedure was performed in [6], and here we shall write the result: for the case of 3 quarks at the vertices of an equilateral triangle, at the distance  $R_1 = R_2 = R_3 \equiv R$  from the string junction Y, the static baryon potential is

$$V^{(B)}(R) = 3V^{(M)}(R) - V^{(\text{well})}(R), \quad (15)$$

where  $V^{(M)}$  is the mesonic confining potential with the asymptotic slope  $\sigma$ , and  $V^{(\text{well})}$  appears due to interference of fields on different lobes that causes a strong depletion of the confining fields around the string junction. For the explicit form of the potentials see Appendix. At  $R \gtrsim 6T_g$

$$V^{(B)}(R) \approx 3\sigma R - 4 \left( \frac{3}{\pi} + \frac{1}{\sqrt{3}} \right) \sigma T_g. \quad (16)$$

In the above equations we have considered only nonperturbative confining fields. To obtain the total potential we should add to (15) the perturbative part,

$$V_{(\text{fund})}^{\text{pert}}(r) = -\frac{3}{2} \frac{C_2(\text{fund})\alpha_s}{r}, \quad (17)$$

where  $r = \sqrt{3}R$  is the interquark distance and  $C_2(\text{fund}) = 4/3$ .

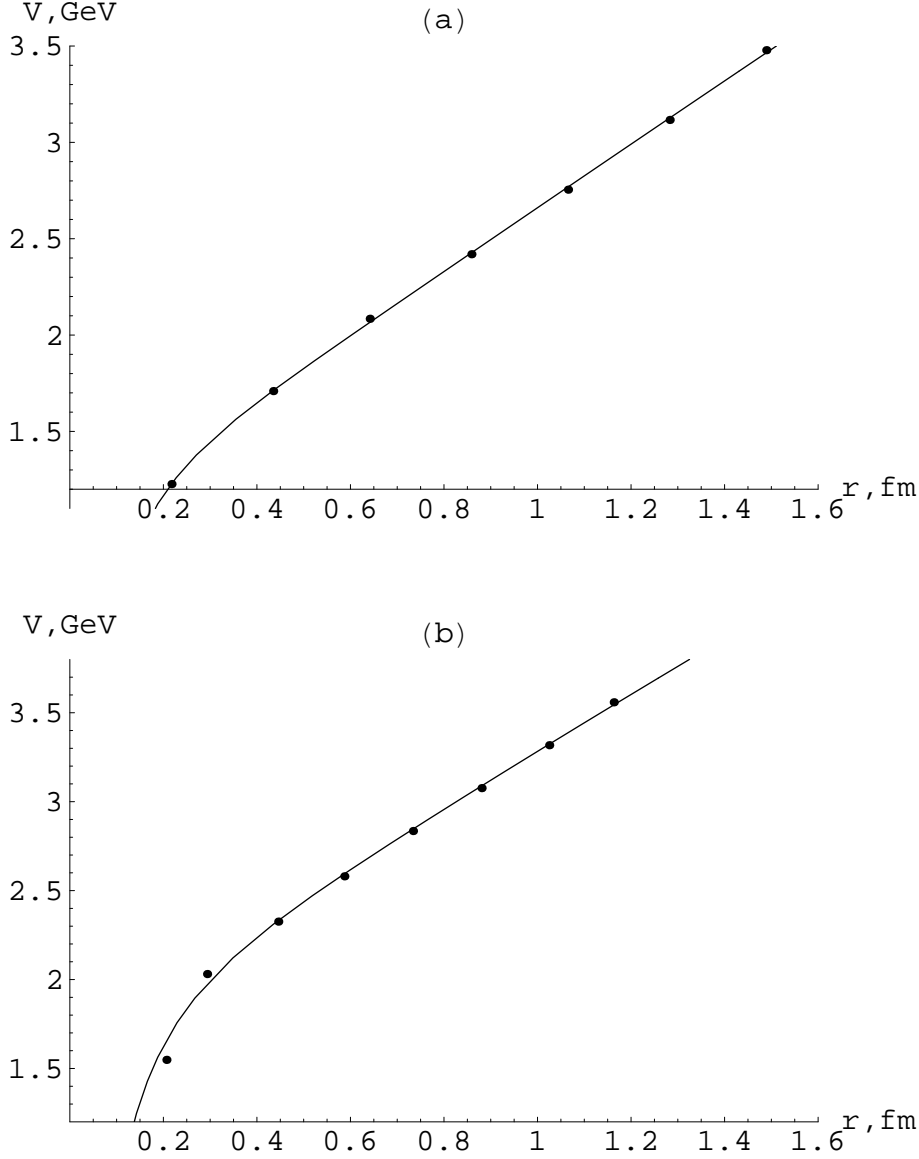


Figure 3: The lattice potential from [8] (points) and MFC potential (solid line) for lattice parameter  $\beta = 5.8$  and MFC ones  $\alpha_s = 0.25$ ,  $\sigma = 0.18$  GeV<sup>2</sup> (a), and  $\beta = 6.0$ ;  $\alpha_s = 0.4$ ,  $\sigma = 0.17$  GeV<sup>2</sup> (b).

In Fig. 3 the latest lattice data from the last ref. of [8]<sup>1</sup> and the potential  $V_{(\text{fund})}^{\text{pert}}(r) + V_B(r)$  are shown. Along the line of [16] the mesonic potential in (15) is taken as  $V^{(M)} = \sigma R$ , to take into account the perturbative interference corrections at  $r \lesssim 0.4$  fm [17]. We see that our potential is in overall agreement with the lattice data. However in Fig. 3(a) the agreement is good at all distances while in Fig. 3(b) two end points signal that we should use more refined method at small quark separations.

---

<sup>1</sup>Note also the very interesting data [9] extending to the arbitrary triangles. Our choice of data from [8] was motivated by their simplicity for analysis as they had been presented in physical units. We will be pleased to consider the data of [9] in future publications

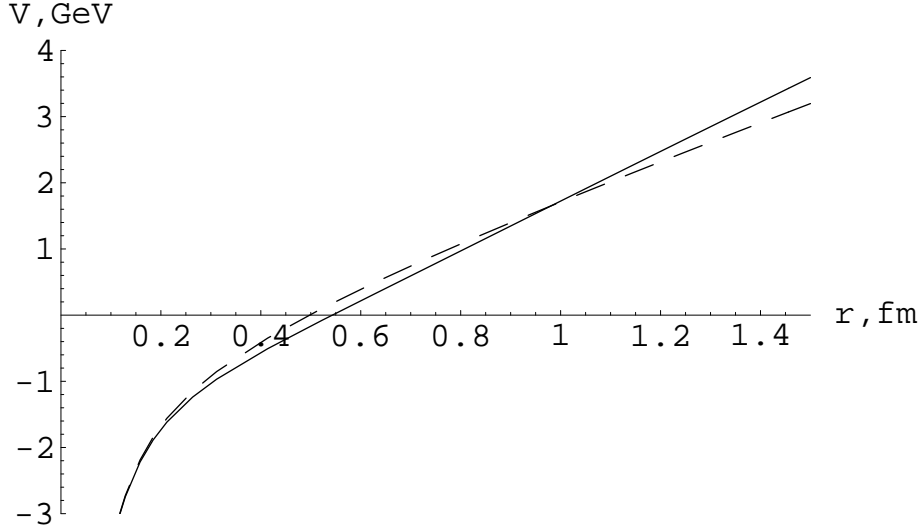


Figure 4:  $V_Y^{(G)}(r) + V_{(adj)}^{pert}(r)$  (solid curve) and  $V_{\Delta}^{(G)}(r) + V_{(adj)}^{pert}(r)$  (dashed curve) for  $\alpha_s = 0.4$ ,  $\sigma = 0.18 \text{ GeV}^2$  and  $T_g = 0.12 \text{ fm}$ .

In a similar way one can write for adjoint sources,

$$V_Y^{(G)}(R) = \frac{C_2(\text{adj})}{C_2(\text{fund})} V_Y^{(B)}(R) = \frac{9}{4} V_Y^{(B)}(R) \quad (18)$$

Consider the  $\Delta$ -configuration in the approximation (12). In this case  $V_{\Delta}^{(G)}(R)$  reduces to the sum of mesonic potentials corresponding to area laws for all three loops minus interference term, and one obtains

$$V_{\Delta}^{(G)}(r) = 3V^{(M)}(r) - V^{(\text{well})}(r). \quad (19)$$

Along with perturbative potential

$$V_{(adj)}^{pert}(r) = -\frac{3}{2} \frac{C_2(\text{adj})\alpha_s}{r}, \quad (20)$$

where  $C_2(\text{adj}) = 3$ , we plot both  $V_Y^{(G)}$  and  $V_{\Delta}^{(G)}$  in Fig. 4. We see from the figure that the curves intersect at  $r \approx 1 \text{ fm}$ , and at  $r < 1 \text{ fm}$  their slopes are almost the same and the difference between them is no greater than 100 MeV.

4. To summarize our results, we have investigated possible gauge-invariant configurations of 3 fundamental or adjoint sources. In particular the  $\Delta$ -shape configuration of fluxes<sup>2</sup> in baryon debated in literature [5, 7, 8, 9] is argued to be impossible, so that the Y-shaped structure of fluxes remains the only one to realize. We have shown that the Y-shaped field distributions obtained in the MFC justify the latest lattice data on the ground state energy of baryon. For adjoint sources it was demonstrated that two possible configurations coexist and yield static potentials differing only a little. This in turn implies that 3-gluon glueballs [11] may be of two distinct types, with no direct transitions between them (quark-containing hadrons must be involved as intermediate states). The mass of the  $\Delta$ -shaped  $3^{--}$  glueball

<sup>2</sup>We mean the broad physical fluxes which were calculated in the case of meson both on the lattice [18] and analytically [19], as well as the gauge structures forming the Wilson loop

was found in [11] to be  $M_{\Delta}^{(3g)} = 3.51 \text{ GeV}$  ( $\sigma_f = 0.18 \text{ GeV}^2$ ), or  $4.03 \text{ GeV}$  for  $\sigma_f = 0.238 \text{ GeV}^2$  to be compared with lattice one calculated in [20]  $4.13 \pm 0.29 \text{ GeV}$ . The mass of the  $Y$ -shaped glueball can easily be computed from the baryon mass calculated in [21], multiplying it by  $\sqrt{9/4} = 3/2$ . In this way one obtains  $M_Y^{(3g)} = 3.47 \text{ GeV}$  ( $\sigma_f = 0.18 \text{ GeV}^2$ ). The slope of the corresponding odderon trajectory is almost the same and corresponds to  $g - gg$ -configuration. Thus one obtains the  $\Delta$ -odderon (slope) $^{-1}$  to be twice the standard Regge slope, while for  $Y$ -odderon it is  $\frac{9}{4}$  of the standard slope. In both cases the intercept comes out as in [11] to be rather low ( $-1.8$  for the  $Y$ -shape and  $-2.4$  for the  $\Delta$ -shape) implying very small odderon contribution to reactions under investigation [22] in agreement with measurements. Both authors acknowledge partial support from grants RFFI 00-15-96786, 00-02-17836 and INTAS 00-00110, 00-00366. One of the authors (Yu.S.) is grateful for useful discussions to D. Richards and R. Edwards; he was supported by DOE contract DE-AC05-84ER40150 under which SURA operates the Thomas Jefferson National Accelerator Facility.

D.K. is grateful to Ph.de Forcrand for the correspondence and useful remarks.

## A Calculations of the potentials

The baryon Wilson loop for equilateral triangle in bilocal approximation of MFC has the following form [9]:

$$-\ln \langle W_Y(R, T) \rangle = \frac{1}{2} \sum_{a,b=1,2,3} n_i^{(a)} n_j^{(b)} \int_0^R \int_0^R dl dl' \int_0^T \int_0^T dx_4 dx'_4 \times \\ D_{i4,j4}(l \vec{n}^{(a)} - l' \vec{n}^{(b)}, x_4 - x'_4), \quad (\text{A.1})$$

where  $\vec{n}^{(a)}$ ,  $a = 1, 2, 3$ , are vectors of unity length directing from the string junction to the  $a$ -th quark and  $D_{i4,j4}$  are bilocal field correlators, which are expressed through the scalar functions  $D$ ,  $D_1$  as follows [15],

$$D_{i4,j4}(z) \equiv \frac{g^2}{N_c} \text{tr} \langle E_i(x) \Phi(x, x') E_j(x') \Phi(x', x) \rangle = \\ \delta_{ij} D(z) + \frac{1}{2} \left( \frac{\partial}{\partial z_i} z_j + \delta_{ij} \frac{\partial}{\partial z_4} z_4 \right) D_1(z); \quad (\text{A.2})$$

$$D(z) = D(0) \exp \left( -\frac{|z|}{T_g} \right), \quad D_1(z) = D_1(0) \exp \left( -\frac{|z|}{T_g} \right), \quad \frac{D_1(0)}{D(0)} \equiv \xi \simeq \frac{1}{3}. \quad (\text{A.3})$$

In the last equation  $T_g \approx 0.12 \text{ fm}$  [23] is the so-called vacuum correlation length. One can see from (A.1), (A.2), that the function  $D_1$  does not contribute to the potential, as its second term in (A.2), propotional to  $z_4$ , disappears in the  $T \rightarrow \infty$  limit, and the first term vanishes for symmetry reasons. The baryon potential reads as

$$V^{(B)}(R) = 3V^{(M)}(R) - V^{(\text{well})}(R). \quad (\text{A.4})$$

Here

$$V^{(M)}(R) = \frac{2\sigma}{\pi} \left\{ R \int_0^{R/T_g} dx x K_1(x) - T_g \left( 2 - \frac{R^2}{T_g^2} K_2 \left( \frac{R}{T_g} \right) \right) \right\} \quad (\text{A.5})$$



follows from (A.1) at  $a = b$ . It is the mesonic confining potential with the asymptotic slope  $\sigma \equiv \pi D(0)T_g^2$ ;  $K_1$  and  $K_2$  are McDonald functions.

$$V^{(\text{well})}(R) = \frac{4}{\sqrt{3}}\sigma T_g - \frac{3\sqrt{3}\sigma R^2}{\pi T_g} \int_{\frac{\pi}{6}}^{\frac{\pi}{3}} \frac{d\varphi}{\cos^2 \varphi} K_2\left(\frac{\sqrt{3}R}{2T_g \cos \varphi}\right) \quad (\text{A.6})$$

follows from (A.1) at  $a \neq b$ . As it was shown in [6],  $V^{(\text{well})}$  appears due to the intersection of the gluonic fluxes around the string junction.

In the case of  $\Delta$ -shaped Wilson loop for the equilateral triangle with sides  $r$  an integration in (A.1) will go over the sides of the triangle, and we obtain

$$V_{\Delta}^{(G)}(r) = 3V^{(M)}(r) - V^{(\text{well})}(r). \quad (\text{A.7})$$

## References

- [1] X. Artru, Nucl.Phys. **B85**, 442 (1975).
- [2] H.G. Dosch and V. Mueller, Nucl.Phys. **B116**, 470 (1976).
- [3] J. Carlson, J. Kogut, and V.R. Pandharipande, Phys.Rev. **D27**, 233 (1983);  
N. Isgur and J. Paton, Phys.Rev. **D31**, 2910 (1985).
- [4] Yu.A. Simonov, Phys. Lett. **B228**, 413 (1989), ibid. **B515**, 137 (2001);  
M. Fabre de la Ripelle and Yu.A. Simonov, Ann.Phys.(N.Y.) **212**, 235 (1991).
- [5] J.M. Cornwall, Phys.Rev. **D54**, 6527 (1996).
- [6] D.S. Kuzmenko and Yu.A. Simonov, Phys.Lett. **B494** 81 (2000);  
Phus.At.Nucl. **64** 107 (2001);  
D.S. Kuzmenko, hep-ph/0204250, to appear at Phus.At.Nucl..
- [7] G.S. Bali, Phys.Rept. **343**, 1 (2001).
- [8] C. Alexandrou, Ph. de Forcrand, and A.Tsapalis, Phys.Rev. **D65**, 054503 (2002);  
hep-lat/0209062.
- [9] T.T. Takahashi et al., Phys.Rev.Lett. **86**, 18 (2001); Phys.Rev. **D65**, 114509 (2002).
- [10] B.S. De Witt, Phys.Rev. **162**, 1195, 1239 (1967);  
L.F.Abbot, Nucl.Phys. **B185**, 189 (1981);  
Yu.A. Simonov, Phys.At.Nucl. **58**, 107 (1995), hep-ph/9909237.
- [11] A.B. Kaidalov and Yu.A. Simonov, Phys.Atom.Nucl. **63**, 1428 (2000);  
Phys. Lett. **B477**, 163 (2000).
- [12] R.P. Feynman, Phys. Rev. **80** 440 (1950); ibid. **84** 108 (1951);  
V.A. Fock, Izvestiya Akad. Nauk USSR, OMEN, 1937, p.557;  
J. Schwinger, Phys. Rev. **82** 664 (1951).
- [13] Yu.A. Simonov, Nucl. Phys. **B307**, 512 (1988);  
Yu.A. Simonov and J.A. Tjon, Ann.Phys. **228**, 1 (1993).

- [14] Yu.A. Simonov and J.A. Tjon, in the Michael Marinov Memorial Volume, "Multiple facets of quantization and supersymmetry", Eds. M. Olshanetsky and A. Vainshtein (World Scientific), hep-ph/0201005.
- [15] H.G. Dosch and Yu.A. Simonov, Phys. Lett. **B205**, 339 (1988).
- [16] A.M.Badalian and D.S.Kuzmenko, Phys.Rev. **D65**, 016004 (2002).
- [17] Yu.A.Simonov, Phys.Rept. **320**, 265 (1999).
- [18] A.Di Giacomo, M.Maggiore and S.Olejnik, Phys.Lett. **B236** (1990) 199; Nucl.Phys. **B347** (1990) 441;  
 L.Del Debbio, A.Di Giacomo and Yu.A.Simonov, Phys.Lett. **B332** (1994) 111;  
 P.Cea and L.Cosmai, Phys.Rev. **D52** (1995) 5152;  
 G.S.Bali, Ch.Schlichter and K.Schilling, Nucl.Phys.Proc.Suppl. **42** (1995) 273; Phys.Rev. **D51** (1995) 5165;  
 R.W.Haymaker, V.Singh, Y.Peng and J.Wosiek, Phys.Rev. **D53** (1996) 389;  
 G.S.Bali, Ch.Schlichter and K.Schilling, Nucl.Phys.Proc.Suppl. **63** (1998) 519;  
 Prog.Theor.Phys.Suppl. **131** (1998) 645.
- [19] M.Rueter and H.G.Dosch, Z.Phys. **C66** (1995) 245;  
 H.G.Dosch, O.Nachtmann and M.Rueter, preprint HD-THEP-95-12, hep-ph/9503386.
- [20] C. Morningstar, M. Peardon, Nucl.Phys.Proc.Suppl. **73**, 927 (1999); Phys.Rev. **D60**, 034509 (1999).
- [21] B.O. Kerbikov and Yu.A.Simonov, Phys.Rev. **D62**, 093016 (2000).
- [22] J. Olsson et. al. (H1 collaboration), hep-ex/0112012.
- [23] G.S. Bali, N. Brambilla and A. Vairo, Phys.Lett. **B421**, 265 (1998);  
 Yu.A. Simonov, Nucl.Phys. **B592**, 350 (2001).