

The Quark Gluon Pion Plasma

Vikram Soni

National Physical Laboratory, New Delhi, India

Moninder Singh Modgil^y

Department of Physics,

Indian Institute of Technology, Kanpur, 208016,
India

October 23, 2019

Abstract

It is commonly believed that there is a direct transition from the hadronic phase to a quark gluon phase at high temperature. While, in general, at high enough temperature quarks and gluons are the manifest degrees of freedom, the transition to purely hadronic matter could happen through a sequence of dynamically generated scales. We consider the transition to occur in the following steps, in descending order in temperature. At the highest temperature we have current quarks and gluons till we come down to the compositeness scale for the pions, T_{comp} , when we have current quarks, gluons and pions as the degrees of freedom, followed by the spontaneous breaking of chiral symmetry at T_X , when we have constituent quarks, gluons and Goldstone pions

^vsoni@del3.vsnl.net.in

^ym.singh@iitk.ac.in

and finally confinement at T_c after which we have only Goldstone pions or hadrons. This physics is implicit in an intermediate effective chiral lagrangian that has gluons and constituent quarks interacting with a chiral multiplet, with spontaneously broken chiral symmetry but no confinement. Such a lagrangian has independent experimental support. We explore the consequences of such a scenario, for dilepton production from the plasma, in a simplified model of the phase transition in terms of operational degrees of freedom as presented in [1]. We find that at current energies it is likely that the formation temperature of the plasma, $T_0 < T_{\text{comp}}$, and therefore the initial plasma is a quark gluon pion plasma (QGPP) instead of the usual quark gluon plasma (QGP).

1 Introduction

To begin with let us consider the two main features of the strong interactions at low temperatures. These are i) that quarks and gluons are confined as hadrons and ii) chiral symmetry is spontaneously broken. There is no specific reason that these two phenomena should occur at an identical temperature scale, though. QCD lattice simulations show that for $SU_2(L) \times SU_2(R)$ they are close. The problem in giving an unequivocal answer to this question is that we are yet to find a solution to the non-perturbative aspects of QCD.

The purpose of this work is to consider the quark, gluon to hadron transition from a more open and liberal point of view and explore its consequences for the physics of heavy ion collisions, which is now in an active phase.

Let us consider QCD with a two flavour $SU_2(L) \times SU_2(R)$ chiral symmetry. First, let us consider which occurs at a lower temperature scale, confinement or chiral symmetry breaking. The problem is that though there is a bona fide order parameter for chiral symmetry breaking – the mass of the constituent quark, the Wilson loop is no longer an order parameter for confinement in the presence of dynamical quarks. However, by looking at energy density or specific heats we can get a fair idea of the change in the number of operational degrees of freedom or particle modes. Such lattice calculations indicate that the change from the large number of degrees of freedom in the QGP/QGPP phase to few degrees of freedom in the hadronic one takes place in one broad step in temperature, rather than in two distinct steps, indicating that the two transitions may be close. The scenario considered here is one in which there are two transitions, but they lie close to each other.

Also, if the chiral symmetry restoration (energy/temperature) scale was lower than the confinement scale we would expect hadrons to show parity doubling below the confinement scale but above the chiral breaking scale in finite temperature lattice simulations. This is not seen.

On the other hand there is some evidence for an intermediate Chiral Lagrangian that has no confinement but chiral SSB. Such an effective Lagrangian has constituent quarks, gluons and a chiral multiplet of $[\frac{1}{2}, \frac{1}{2}]$ that flavor couples only to the quarks.

$$L = -\frac{1}{4} G_{\mu\nu}^a G_{\mu\nu}^a - \bar{\psi} (D + g_Y (\gamma_5 + i \gamma_5 \sim)) \psi - \frac{1}{2} (\partial_\mu \phi)^2 - \frac{1}{2} (\partial_\mu \tilde{\phi})^2 - \frac{1}{2} (\partial_\mu \sigma)^2 (\partial_\mu \sigma + \tilde{\sigma}^2) - \frac{1}{4} (\partial_\mu \sigma + \tilde{\sigma}^2)^2 + \text{const} \quad (1)$$

The masses of the scalar (pseudoscalar PS) and fermions follow on the minimization of the potentials above. This minimization yields

$$\sigma^2 = \frac{1}{2} \langle \sigma^2 \rangle \quad (2)$$

It follows that

$$m^2 = 2 \langle \sigma^2 \rangle \quad (3)$$

This theory is an extension of QCD by additionally coupling the quarks to a chiral multiplet, $(\phi, \tilde{\phi})$ [2, 3, 4].

This Lagrangian has produced some interesting physics at the mean field level [5, 6]

(1) It provides a quark soliton model for the nucleon in which the nucleon is realized as a soliton with quarks being bound in a skyrmion configuration for the chiral field expectation values [3, 5].

(i) Such a model gives a natural explanation for the 'Proton spin puzzle'. This is because the quarks in the background fields are in a spin, 'isospin' singlet state in which the quark spin operator averages to zero. On the collective quantization of this soliton to give states of good spin and isospin, the quark spin operator acquires a small non zero contribution [7].

(ii) Such a Lagrangian also seems to naturally produce the Gottfried sum rule [8].

(iii) Such a nucleon can also yield from first principles (but with some drastic QCD evolution), structure functions for the nucleon which are close to the experimental ones [9].

(iv) In a finite temperature field theory such an effective Lagrangian also yields screening masses that match with those of a finite temperature QCD simulation with dynamical quarks [10].

(v) This Lagrangian also gives a consistent equation of state for strongly interacting matter at all density [11, 5].

So we shall assume that as we go up in temperature we have ,

1. Deconfinement above T_c where T_c is the deconfinement temperature.

For $T_c < T < T_X$ the chiral symmetry is spontaneously broken and the degrees of freedom are,

i) gluons, ii) constituent quarks (as the chiral symmetry is spontaneously broken the quarks acquire a constituent mass between .3 to .4 GeV),iii) pions as Goldstone bosons,iv) η , which also acquires a mass.

2. As we move to higher temperature we have chiral restoration at T_X .

For $T_X < T < T_{com p}$, where $T_{com p}$ is the compositeness scale for the pion (we do not know if pions disappear at T_X , the chiral restoration temperature or continue simply as non Goldstone boson bound states above this temperature. In what follows we assume that the latter holds and $T_{com p} > T_X$ - see discussion that follows).

We now have i) gluons, ii) current or massless quarks, iii) degenerate pions and η but no Goldstone boson.

Finally,

3. For $T > T_{com p}$ we have i) gluons, ii) current or massless quarks. This is the pure QGP phase.

The effective Lagrangian we have used has an interesting behaviour as we scale up in energy. We find that at a certain compositeness scale the wave function renormalization, Z , for η and π vanishes and simultaneously so does the quartic scalar interaction, leaving us with a Yukawa term and a scalar mass term. The vanishing of the kinetic term for the scalar (pseudoscalars) means that they are no longer dynamical degrees of freedom and can be eliminated via their field equation. This leaves behind a four fermion interaction term which gets weaker with increasing energy scale. These results are gleaned using perturbative RNG and cannot be used all the way till the point when Z goes to zero as the yukawa coupling has a Landau singularity at this point. They are perhaps a reasonable guide to the physics and can give an estimate for the compositeness scale. This works out to be around .7 to .8 GeV (preprint in preparation). This supports the conjecture that unless the initial energies and temperatures are very

high we may well produce a QGPP and not a QGP.

The question, if " $T_{\text{comp}} > T_X$ ":

It is perhaps useful to motivate this by an analogy with Superconductivity.

i) In the usual BCS theory we have Cooper pair formation at T_c simultaneously with the appearance of a SC order parameter. This corresponds to $T_{\text{comp}} = T_c$, as there are no Cooper pairs at scales above T_c . This is often called momentum space pairing of Cooper pairs. In this case the interelectron distance is less than Cooper pair size.

ii) However, if the pairing interaction is stronger, Cooper pairs may form by real space pairing i.e. interelectron distance greater than Cooper pair size. It is then possible that, even when SC is lost, we can have pairs existing simply as bound states at $T > T_c$, but no SC condensation.

In our case we do not really know the answer to this question. In view of the estimate for the compositeness scale above we consider the second possibility.

The implication of this discussion is that the phase diagram of QGP to hadron transition is not as simple as usually believed. In particular it is possible that pions may well exist till $T_{\text{comp}} > T_0 > T_X$. If, as found from independent considerations, T_{comp} is of the order of .7 to .8 GeV, then, for all temperatures reached in present heavy ion collisions we will have pions in the initial state and a QGPP (quark gluon pion plasma).

2 Results for the QGPP versus QGP

In our scenario we have not one but two phase transitions, i) the spontaneous breaking of chiral symmetry and ii) confinement, unlike the usual case considered in [1] which treats these as simultaneous. Our considerations follow closely those of [1] where a very transparent and simple treatment of the physics has been presented. We adapt this to our scenario which is, as already stated, quite different and present a comparison and contrast for the results of the two for dilepton production from the plasma.

We do not know if the transitions are first or second order. We shall then have to use a simplification as in [1], treating each transition as first order, with a mixed phase in which the number of degrees of freedom change from one phase to the other. We make some simplifying assumptions to capture this scenario and follow [1].

- i) We assume that T_X is only slightly above T_c
 - ii) We assume that the initial temperature, T_0 is below T_{comp} but above T_X and thus the Bjorken (longitudinal) expansion starts with the following degrees of freedom : 16 massless gluons , 24 massless quarks and antiquarks and 3 pions (we neglect the effect of the in the following) till T_X is reached. This is a cooling phase for both pions and quarks and gluons . This phase starts at t_0 and goes till $t_{x1} = (T_0=T_X)^3 t_0$
 - iii) At T_X we have a mixed phase of the above phase and a phase in which the quarks acquire a constituent mass of .3 to .4 GeV .This mass is expected to be well above T_X , and therefore, we assume that the quarks effectively decouple in this phase. In this phase we then have 16 massless gluons and 3 pions as the degrees of freedom . This phase starts at a time t_{x1} and continues till $r_1 t_{x1}$, where r_1 is the ratio of the entropy of the degrees of freedom in the initial phase divided by the entropy of the degrees of freedom in the final chirally broken phase: $r_1 = 40=19$.
- This is one qualitative difference between the scenario in [1] and the one considered here. In Ref.1 there is only one phase transition (both the chiral restoration and deconfinement are simultaneous at T_c ($T_X = T_c$)) The quark phase lasts in the mixed phase from time t_1 to $t_2 = r t_1$, where $r = 37=3$.
- In our case, in the mixed phase, the quark phase lasts from t_{x1} (which is taken close to t_1) till $r_1 t_{x1}$ where $r_1 = 40=19$, substantially shortening the duration of the quark phase compared to the case in Ref.1.
- iii) When the transition to the latter phase is complete we again have a cooling curve Bjorken expansion from T_X to T_c . However , we assume that T_X and T_c are very close and consequently this part of the evolution may be neglected.
 - iv) Next we go through confinement and a mixed phase in which the gluon, pion phase goes to the confined or purely hadronic pion phase.
- This phase starts at time $r_1 t_{x1}$ and goes to $t_{x2} = r_2 r_1 t_{x1}$, where r_2 is the ratio of the entropy of the degrees of freedom in the initial gluon pion phase to the purely pionic phase : $r_2 = 19=3$.
- v) Finally the pion phase expands from T_c to T_f , the freezeout temperature as in [1] .
- This phase begins at time t_{x2} and ends at $t_f = (T_c=T_f)^3 t_{x2}$. The basic changes in this scenario when compared to that of [1] are that,
- i) the pionic phase starts much earlier at the initial temperature , T_0 ,

and not after confinement at T_c and ii) the quark phase is suppressed above T_c and is thus shortened.

Below, we calculate dilepton production from the plasma in the above scenario. Dilepton production comes from pion annihilation and quark antiquark annihilation. All these points are reflected in the formulas below, where, I) is for the case of Ref.1 and II) refers to our new QGPP phase.

All parameters and expressions are as in Ref. 1 and likewise the units below are in GeV.

We consider two values for the initial temperature, T_0 ,

$$T_0 = \text{i) } 5; \text{ii) } 25; \quad (4)$$

$$t_0 = 5; \quad (5)$$

$$T_c = 16; \quad (6)$$

$$T_f = 10; \quad (7)$$

$$m_\pi = 2; m_q = 0 \quad (8)$$

$$m_\rho = 14; \quad (9)$$

$$F_q = 20=3 \quad (10)$$

$$r = 37=3 \quad (11)$$

Here we assume the dilepton pair to be made up of muons of mass, m_μ , equal to 200 MeV. Suffice it to say that it makes only little difference if we put this mass to zero.

$$t_1 = \left(\frac{T_0}{T_c}\right)^3 t_0 \quad (12)$$

$$t_2 = r t_1; \quad (13)$$

$$t_f = t_2 (T_c = T_f)^3 \quad (14)$$

The crosssectional area is taken to be the same as in Ref.1

$$R_A = 5 \frac{r}{127} \quad (15)$$

$$Q = (r - 1) r t_1^2 = 2 \quad (16)$$

The data for the ρ and ω resonances which occur in the pionic channel are taken from Ref.1.

$$m_\rho = 775; \quad m_\omega = 782 \quad (17)$$

$$m^0 = 1.6; \quad \theta^0 = 260 \quad (18)$$

$${}^q[M] = \frac{4}{3} \left(\frac{r}{M} \right)^2 \frac{1}{1 - \left(\frac{2m_1}{M} \right)^2} \\ (1 + 2 \left(\frac{m_1}{M} \right)^2 + 3 \left(\frac{m_q}{M} \right)^2 (1 - 4 \left(\frac{m_1}{M} \right)^2)) \quad (19)$$

$${}^Q[M] = F_q \frac{4}{3} \left(\frac{r}{M} \right)^2 \frac{1}{1 - 4 \left(\frac{m_1}{M} \right)^2} \\ (1 + 2 \left(\frac{m_1}{M} \right)^2 + 3 \left(\frac{m_q}{M} \right)^2 (1 - 4 \left(\frac{m_1}{M} \right)^2)) \quad (20)$$

$$A^Q[M] = {}^Q[M] M^3 \frac{(1 - (4 \frac{m_q^2}{M^2}))}{2(2)^4} \quad (21)$$

$$B^q[M] = {}^Q[M] M^2 \frac{E_T}{4(2)^4} \quad (22)$$

$$G[x] = x^3 (8 + x^2) K_3[x] \quad (23)$$

$$E_T[M] = \frac{q}{p_T^2 + M^2} \quad (24)$$

$$H[x] = x^2 (8 + x^2) K_0[x] + 4x (4 + x^2) K_1[x] \quad (25)$$

$$\frac{dN^q}{dyd(M^2)} = N_1^q[M] \\ = R_A^2 A^Q[M] (3T_0^6 t_0^2 M^{-5} (H[M=T_0] - H[M=T_c]) + \\ T_c K_1[M=T_c] (1=2) (r-1) t_1^2) \quad (26)$$

$$\frac{dN^q}{dyd(M^2)dE_T} = N_2^q[M] = R_A^2 B^q[M] \\ (3E_T^6 T_0^6 t_0^2 (G[E_T=T_0] - G[E_T=T_c]) \\ + K_0[E_T=T_c] (1=2) (r-1) t_1^2) \quad (27)$$

$$F[\mathbf{M}] = m^4 = (m^2 - M^2)^2 + m^{2-2} + (1=4) \\ m^0 = (m^0 - M^2)^2 + m^{0-0} \quad (28)$$

$$[\mathbf{M}] = F[\mathbf{M}](4=3) (\neq M)^2 \frac{q}{1-4(m_1 \neq M)^2} \\ (1+2(m_1 \neq M)^2) \frac{q}{1-4(m \neq M)^2} \quad (29)$$

$$A[\mathbf{M}] = [\mathbf{M}] M^3 (1 - (2m \neq M)^2) = (2(2)^4) \quad (30)$$

$$B[\mathbf{M}] = [\mathbf{M}] M^2 E_T (1 - (2m \neq M)^2) = (4(2)^4) \quad (31)$$

$$\frac{dN}{dy d(M)^2} = N_1 [\mathbf{M}] = R_A^2 A[\mathbf{M}] \\ (3T_c^6 t_2^2 M^{-5} (H[\mathbf{M} = T_c] - H[\mathbf{M} = T_f]) + \\ T_c K_1 [\mathbf{M} = T_c] Q) \quad (32)$$

$$\frac{dN}{dy d(M)^2 dE_T} = N_2 [\mathbf{M}] = \\ R_A^2 B[\mathbf{M}] (3E_T^6 T_c^6 t_2^2 (G[E_T = T_c] - G[E_T = T_f]) \\ + K_0 [E_T = T_c] Q) \quad (33)$$

We define the sum of quark and pion contribution, TOT

$$TOT = N_1 [\mathbf{M}] + N_1^q [\mathbf{M}] \quad (34)$$

II) Now we write down the expressions for our case. All quantities are labelled by an additional x, below.

$$t_{x1} = \left(\frac{T_0}{T_c}\right)^3 t_0; \quad (35)$$

$$t_{x2} = r_1 r_2 t_{x1}; \quad (36)$$

$$t_f = t_{x2} (T_c = T_f)^3 \quad (37)$$

We have made the simplifying assumption above, that, $T_X = T_c$

$$r_1 = 40=19; \quad (38)$$

$$r_2 = 19=3; \quad (39)$$

$$\begin{aligned} \frac{dN_x^q}{dyd(M^2)} &= N_{1x}^q[M] = R_A^2 A^q[M] \\ & (3T_0^6 t_0^2 M^{-5} (H[M=T_0] - H[M=T_c]) + \\ & T_c K_1 [M=T_c](l=2) (r_1 - 1) t_{x1}^2) \end{aligned} \quad (40)$$

$$\begin{aligned} \frac{dN_x^q}{dyd(M^2)dE_T} &= N_{2x}^q[M] = R_A^2 B^q[M] \\ & (3E_T^{-6} T_0^6 t_0^2 (G[E_T=T_0] - G[E_T=T_c]) \\ & + K_0 [E_T=T_c](l=2) (r_1 - 1) t_{x1}^2) \end{aligned} \quad (41)$$

$$\begin{aligned} \frac{dN_x}{dyd(M^2)} &= N_{1x}[M] = R_A^2 A (3T_0^6 t_0^2 M^{-5} \\ & (H[M=T_0] - H[M=T_c]) + 3T_c^6 t_{x2}^2 M^{-5} (H[M=T_c] - H[M=T_f]) \\ & + T_c K_1 [M=T_c](l=2) (t_{x2}^2 - t_{x1}^2)) \end{aligned} \quad (42)$$

$$\begin{aligned} \frac{dN_x}{dyd(M^2)dE_T} &= N_{2x}[M] = R_A^2 B [M] \\ & (3E_T^{-6} T_0^6 t_0^2 (G[E_T=T_0] - G[E_T=T_c]) + 3E_T^{-6} T_c^6 \\ & t_{x2}^2 (G[E_T=T_c] - G[E_T=T_f]) + K_0 [E_T=T_c](l=2) (t_{x2}^2 - t_{x1}^2)) \end{aligned} \quad (43)$$

$$T \circ T_x = N_{1x}[M] + N_{1x}^q[M] \quad (44)$$

3 Discussion

Let us highlight the new features of the scenario outlined above in comparison to that in Ref.1 in which it was assumed that there was a simple transition from massless quarks and gluons to pions. The most distinguishing point is that in our scenario pions are produced in the initial state at the temperature T_0 .

i) As is clear from the E_T graphs the feature of the two peaks which comes from the pion annihilation via the ρ and ω resonances in this channel, now survives and stays above the quark antiquark annihilation contribution for all E_T till 5 GeV (Fig.3). Thus, the extinguishing of the peaks at large E_T ($E_T > 3 \text{ GeV}$) that was a distinctive feature in Ref.1 is no longer so. This was observed in Ref.1 (see Fig. 2) where it was pointed out that there is a distinct correlation in the extinguishing of the peaks at large E_T and the initial temperature of the pions: the smaller this temperature, the smaller the E_T at which the peaks get extinguished.

ii) the magnitude of the pion annihilation to dileptons for large E_T gets enhanced in our scenario as the pion production takes place at a higher temperature. This also implies that there is an enhancement in the production of large P_T pions, a feature pointed out in the talk by Schuchraft [12] long ago. We should point out that the initial pions have no problems in escaping from the boundary of the interaction region as they are hadrons and do not carry colour.

iii) Another observation is that the HBT size of the initial pion source was found to be small [13, 14] and not large, as would be the case if pions were formed only after hadronization. This scenario provides a simple explanation, since our pions are formed at $T = T_0$.

iv) From the Fig.1 we find that the E_T integrated pion annihilation dilepton distribution is only slightly enhanced by the extra contribution from T_0 to T_c for the region $M < 2.5 \text{ GeV}$ but it deviates from that given in Ref.1 for $M > 2.5 \text{ GeV}$, in fact is much larger. However, since the pion contribution in this region is well below the one from quark antiquark annihilation it will not be visible as such in the total contribution (see Fig.4).

Note that the observed dilepton excess [13] was partly explained by pion annihilation as considered in Ref.1. In our scenario the modifications to this are a small enhancement and change in shape due to pions being there from the beginning, i.e. from T_0 .

v) Another feature that follows from the fact that the quarks acquire constituent masses which are larger than T_c is that they decouple at the chiral phase transition, before confinement. This reduces the lifetime of the quark phase and is an effect that brings down the quark antiquark annihilation to dileptons of small M , as can be seen from Fig.1 clearly. As in the last feature, however, this is not visible in the total contribution as the pion contribution is much more dominant in this range of M .

We have carried out the most elementary exercise, which is a repeat

of the analysis of Ref.1. This assumed a Bjorken longitudinal expansion and an $SU_2(L) \times SU_2(R)$ flavour chiral symmetry. This can be extended. Further, other distinguishing features can be extracted from this analysis, for example, the differences in dilepton production, over a certain range of M , in the individual quark and pion contributions as found in Fig.1. to check our scenario for the phase transition.

Acknowledgement. One of us, VS, would like to thank many colleagues and collaborators, George Ripka, Manoj Banerji, Bojan Golli, Mike Birse, W. Broniowski, J.P. Blaizot, N.D. Hari Dass, G. Baskaran and many others. VS thanks R. Rajaraman for suggesting that an experimental signature of the model used here should be presented in the context of heavy ion physics. We both thank Dushdeep Sahdev for support at a distance. We apologize for missing many relevant references - the list is too extensive.

References

- [1] K. Kajantie, J. Kapusta, L. McLerran and A. Mekjian, Phys. Rev. D 34, 2746, (1986).
- [2] V. Soni, Mod. Phys. Lett. A, Vol.11, 331 (1996).
- [3] S. Kahana, G. Ripka and V. Soni, Nucl. Phys. A 415, 351 (1984), M. C. Birse and M. K. Banerjee, Phys. Lett. 134B, 284, (1984).
- [4] A. Manohar and H. Georgi, Nucl. Phys. B 234, 203 (1984).
- [5] V. Soni, 'The nucleon and strongly interacting matter', Invited talk at DAE Symposium in Nuclear Physics Bombay, Dec 1992 and references therein.
- [6] M. C. Birse, Soliton Models in Nuclear Physics, Progress in Particle and Nuclear Physics, Vol. 25, (1991) 1, and references therein.
- [7] see for example, R. Johnson, N. W. Park, J. Schechter and V. Soni and H. W. Egel, Phys. Rev. D 42, 2998 (1990), J. Stern and G. Clement, Mod. Phys. Lett. A 3, 1657 (1988).
- [8] see for example, J. Stern and G. Clement, Phys. Lett. B 264, 426 (1991), E. J. Eichten, I. Hinchli and C. Quigg, Fermilab-Pub 91/272 -T.
- [9] D. Diakonov, V. Petrov, P. Pobylitsa, M. Polyakov and C. Weiss, Nucl. Phys. B 480, 341 (1996), Phys. Rev. D 56, 4069 (1997).
- [10] A. Gocksch, Phys. Rev. Lett. 67, 1701 (1991).
- [11] V. Soni, Phys. Lett. 152B, 231 (1985).

- [12] J.Schukraft, Review of Transverse Momentum Distributions in Ultra Relativistic Nucleus-Nucleus Collisions, Invited Talk 1990, CERN PPE/91-04
- [13] A Drees in 'Physics and Astrophysics of the Quark Gluon Plasma', Editors B.C. Sinha, D.K. Srivastava and Y.P. Vijoyi, Narosa Publishing House, 348, (1997)
- [14] D. Ferenc, Nucl. Phys. A 610 (1996) .

4 Figure captions

Figure 1a. Plot of $N_1; N_{1x}; N_1^q; N_{1x}^q$ versus M for $T_0 = 0.5$.

Figure 1b. Plot of $N_1; N_{1x}; N_1^q; N_{1x}^q$ versus M for $T_0 = 0.25$.

Figure 2a. A plot of N_2 and N_2^q (dashed curve) for different values of M , at $T_0 = 0.5$ (the case of Ref1).

Figure 2b. A plot of N_2 and N_2^q (dashed curve) for different values of M , at $T_0 = 0.25$ (the case of Ref1).

Figure 3a. A plot of N_{2x} and N_{2x}^q (dashed curve) for different values of M , at $T_0 = 0.5$ (our case).

Figure 3b. A plot of N_{2x} and N_{2x}^q (dashed curve) for different values of M , at $T_0 = 0.25$ (our case).

Figure 4a. A plot of TOT and TOT_x for $T_0 = 0.5$.

Figure 4b. A plot of TOT and TOT_x for $T_0 = 0.25$.

Fig.1 a

$T_0 = 0.5$

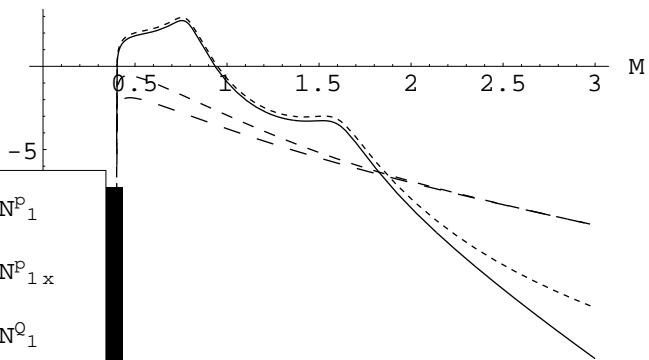
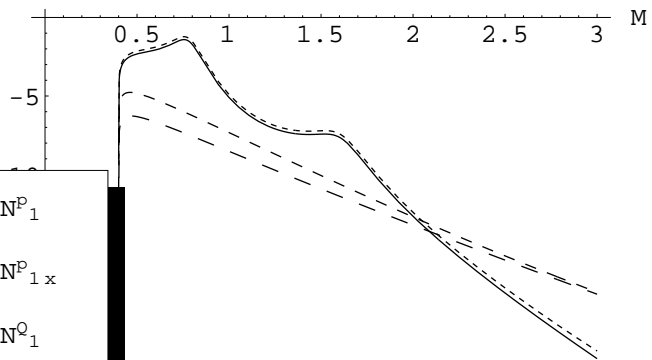
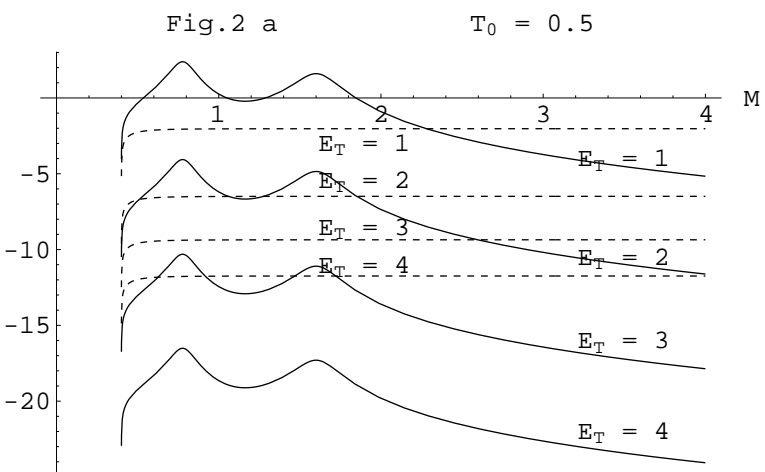
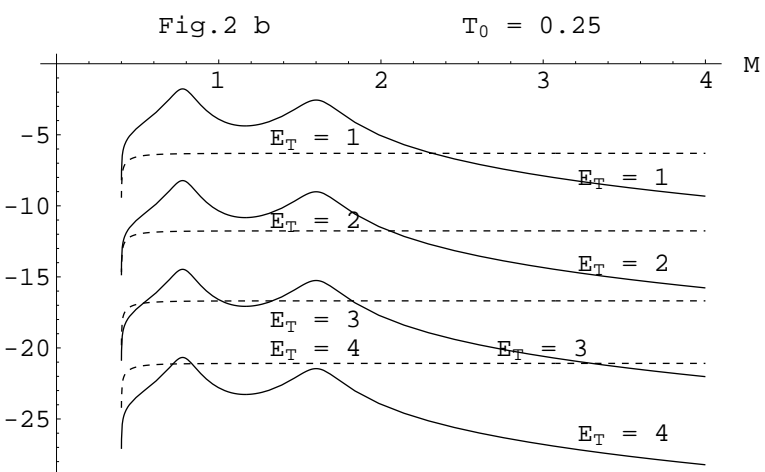


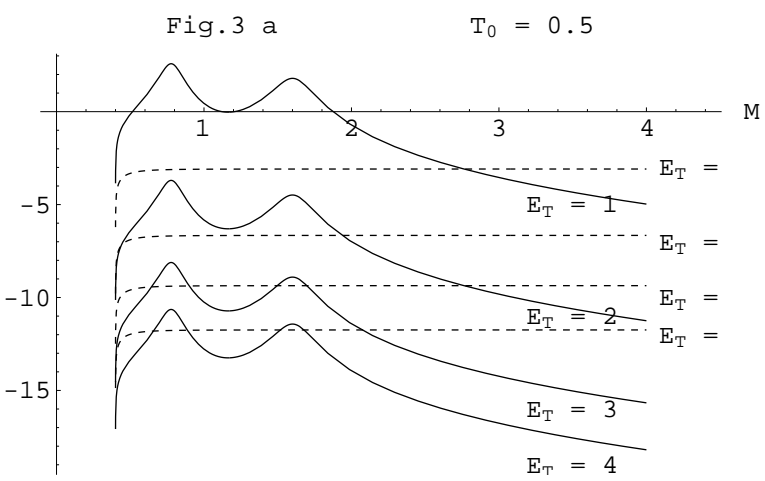
Fig.1 b

$T_0 = 0.25$









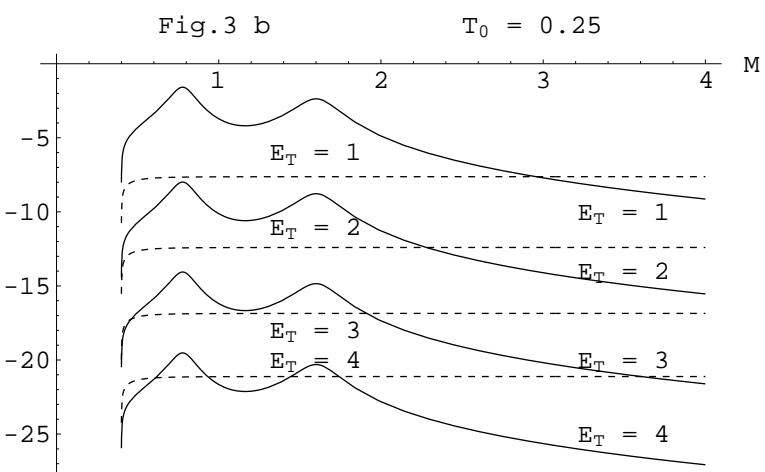


Fig.4 a $T_0 = 0.5$

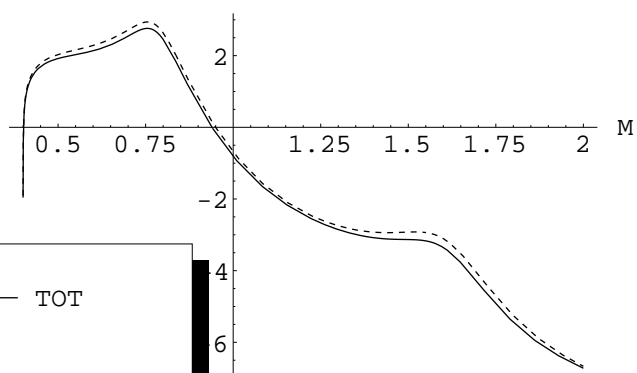


Fig.4 b

$T_0 = 0.25$

