

TECHNION-PH-2002-12

EFI 02-62

hep-ph/0202170

February 2002

STRONG AND WEAK PHASES FROM TIME-DEPENDENT MEASUREMENTS OF $B \rightarrow \pi\pi$

Michael Gronau

*Physics Department, Technion – Israel Institute of Technology
32000 Haifa, Israel*

Jonathan L. Rosner

*Enrico Fermi Institute and Department of Physics
University of Chicago, Chicago, Illinois 60637*

Time-dependence in $B^0(t) \rightarrow \pi^+\pi^-$ and $\bar{B}^0(t) \rightarrow \pi^+\pi^-$ is utilized to obtain a maximal set of information on strong and weak phases. One can thereby check theoretical predictions of a small strong phase δ between penguin and tree amplitudes. A discrete ambiguity between $\delta \simeq 0$ and $\delta \simeq \pi$ may be resolved by comparing the observed charge-averaged branching ratio predicted for the tree amplitude alone, using measurements of $B \rightarrow \pi l \nu$ and factorization, or by direct comparison of parameters of the Cabibbo-Kobayashi-Maskawa (CKM) matrix with those determined by other means. It is found that with 150 fb^{-1} from BaBar and Belle, this ambiguity will be resolvable if no direct CP violation is found. In the presence of direct CP violation, the discrete ambiguity between δ and $\pi - \delta$ becomes less important, vanishing altogether as $|\delta| \rightarrow \pi/2$. The role of measurements involving the lifetime difference between neutral B eigenstates is mentioned briefly.

PACS codes: 12.15.Hh, 12.15.Ji, 13.25.Hw, 14.40.Nd

I Introduction

The observation of CP violation in decays of B mesons to J/ψ and neutral kaons [1, 2] has inaugurated a new era in the study of matter-antimatter asymmetries. Previously, such asymmetries had been manifested only in the decays of neutral kaons and in the baryon asymmetry of the Universe. CP violation in B and neutral kaon decays is described satisfactorily in terms of phases in the Cabibbo-Kobayashi-Maskawa (CKM) matrix, but the baryon asymmetry of the Universe apparently requires sources of CP violation beyond the CKM phases. There is thus great interest in testing the self-consistency of the CKM description through a variety of processes.

One key test of the CKM picture involves the decays $B^0 \rightarrow \pi^+\pi^-$. The time-dependence of the processes $B^0|_{\text{initial}} \rightarrow \pi^+\pi^-$ and $\bar{B}^0|_{\text{initial}} \rightarrow \pi^+\pi^-$ involves two

quantities $S_{\pi\pi}$ and $C_{\pi\pi}$ which are, respectively, coefficients of terms involving $\sin \Delta mt$ and $\cos \Delta mt$, and which depend in different ways on strong and weak phases. The BaBar Collaboration has recently reported the first measurements of these quantities: $S_{\pi\pi} = 0.03_{-0.56}^{+0.53} \pm 0.11$ and $C_{\pi\pi} = -0.25_{-0.47}^{+0.45} \pm 0.14$ [3]. Both model-independent considerations [4, 5] and explicit calculations in QCD-improved factorization [6] indicate that even a very crude measurement of $S_{\pi\pi}$ implies a significant restriction on CKM parameters if, as found in [6], the strong phase difference δ between two different amplitudes contributing to $B^0 \rightarrow \pi^+\pi^-$ is small. The quantity $C_{\pi\pi}$ can provide information on this phase if the phase and $C_{\pi\pi}$ are both near zero, but a discrete ambiguity allows this phase to be near π instead.

In the present paper we re-examine the decays $B^0 \rightarrow \pi^+\pi^-$ with the aim of extracting the maximum amount of information directly from data rather than relying on theoretical calculations of strong phases. We find that one can resolve the discrete ambiguity between $\delta \simeq 0$ and $\delta \simeq \pi$ by comparing the measured branching ratio of $B^0 \rightarrow \pi^+\pi^-$ (averaged over B^0 and \bar{B}^0) with that predicted in the absence of the penguin amplitude. The latter can be obtained using present and future information on the semileptonic process $B \rightarrow \pi l \nu$ under the assumption of factorization for color-favored processes, which appears to hold well under very general circumstances [7].

We find that with data foreseen from the BaBar and Belle Collaborations within the next two years, consisting of samples in excess of 150 fb^{-1} from each experiment, it should be possible to reduce theoretical and experimental errors to the level that a clear-cut choice can be made between the theoretically-favored prediction of small δ and the possibility of $\delta \simeq \pi$, assuming that the parameter $C_{\pi\pi}$ describing direct CP violation in $B^0 \rightarrow \pi^+\pi^-$ remains consistent with zero. If $C_{\pi\pi} \sim \sin \delta$ is found to be non-zero, direct CP violation will have been demonstrated in B decays, a significant achievement in itself. While the discrete ambiguity between δ and $\pi - \delta$ then becomes harder to resolve, its effect on CKM parameters becomes less important.

We recall notation for $B^0 \rightarrow \pi^+\pi^-$ decays in Sec. II. The dependence of $S_{\pi\pi}$ and $C_{\pi\pi}$ on weak and strong phases is exhibited in Sec. III. It is seen that when $|C_{\pi\pi}|$ is maximal, there is little effect of any discrete ambiguity, since the strong phase δ is close to $\pm\pi/2$, while when $C_{\pi\pi} \simeq 0$ the discrete ambiguity between $\delta \simeq 0$ and $\delta \simeq \pi$ results in very different inferred weak phases. The use of the flavor-averaged $B^0 \rightarrow \pi^+\pi^-$ branching ratio to resolve this ambiguity is discussed in Sec. IV, while the CKM parameter restrictions implied by the observed $S_{\pi\pi}$ range are compared in Sec. V for $\delta = 0$ and $\delta = \pi$.

In addition to the quantities $S_{\pi\pi}$ and $C_{\pi\pi}$, there is one more observable which we call $D_{\pi\pi}$, such that $S_{\pi\pi}^2 + C_{\pi\pi}^2 + D_{\pi\pi}^2 = 1$, whose magnitude is of course specified by $S_{\pi\pi}$ and $C_{\pi\pi}$ but whose sign would be helpful in resolving the discrete ambiguity. This quantity would, in principle, be measurable in the presence of a detectable width difference between neutral B meson mass eigenstates, as is shown in Sec. VI. However, we find that in the case of the most serious discrete ambiguity, where $C_{\pi\pi} = 0$ and $\delta = 0$ or π , the sign of $D_{\pi\pi}$ is the *same* (negative) for the two physical solutions. A positive value of $D_{\pi\pi}$ would signify new physics. We conclude in Sec. VII.

II Notation

We use the same notation as in Ref. [4], to which the reader is referred for details. We define T to be a color-favored tree amplitude in $B^0 \rightarrow \pi^+\pi^-$ and P to be a penguin amplitude [8]. Using standard definitions of weak phases (see, e.g., [9]) $\alpha = \phi_2$, $\beta = \phi_1$, and $\gamma = \phi_3$, the decay amplitudes to $\pi^+\pi^-$ for B^0 and \bar{B}^0 are

$$\begin{aligned} A(B^0 \rightarrow \pi^+\pi^-) &= -(|T|e^{i\delta_T}e^{i\gamma} + |P|e^{i\delta_P}) \quad , \\ A(\bar{B}^0 \rightarrow \pi^+\pi^-) &= -(|T|e^{i\delta_T}e^{-i\gamma} + |P|e^{i\delta_P}) \quad , \end{aligned} \quad (1)$$

where δ_T and δ_P are strong phases of the tree and penguin amplitudes, and $\delta \equiv \delta_P - \delta_T$. Our convention will be to take $-\pi \leq \delta \leq \pi$.

The coefficients of $\sin \Delta m_d t$ and $\cos \Delta m_d t$ measured in time-dependent CP asymmetries of $\pi^+\pi^-$ states produced in asymmetric e^+e^- collisions at the $\Upsilon(4S)$ are [10]

$$S_{\pi\pi} \equiv \frac{2\text{Im}(\lambda_{\pi\pi})}{1 + |\lambda_{\pi\pi}|^2} \quad , \quad C_{\pi\pi} \equiv \frac{1 - |\lambda_{\pi\pi}|^2}{1 + |\lambda_{\pi\pi}|^2} \quad , \quad (2)$$

where

$$\lambda_{\pi\pi} \equiv e^{-2i\beta} \frac{A(\bar{B}^0 \rightarrow \pi^+\pi^-)}{A(B^0 \rightarrow \pi^+\pi^-)} \quad . \quad (3)$$

In addition we may define the quantity

$$D_{\pi\pi} \equiv \frac{2\text{Re}(\lambda_{\pi\pi})}{1 + |\lambda_{\pi\pi}|^2} \quad , \quad (4)$$

for which it is easily seen that

$$S_{\pi\pi}^2 + C_{\pi\pi}^2 + D_{\pi\pi}^2 = 1 \quad , \quad \text{implying} \quad S_{\pi\pi}^2 + C_{\pi\pi}^2 \leq 1 \quad . \quad (5)$$

The significance of $D_{\pi\pi}$ will be discussed in Sec. VI.

When $\delta = 0$ or π the quantity $\lambda_{\pi\pi}$ becomes a pure phase:

$$\lambda_{\pi\pi} = e^{2i\alpha_{\text{eff}}} \quad , \quad \alpha_{\text{eff}} = \alpha + \Delta\alpha \quad , \quad (6)$$

$$\Delta\alpha = \begin{cases} \arctan \frac{|P/T| \sin \gamma}{1 + |P/T| \cos \gamma} & (\delta = 0) \\ -\arctan \frac{|P/T| \sin \gamma}{1 - |P/T| \cos \gamma} & (\delta = \pi) \end{cases} \quad . \quad (7)$$

In such cases $S_{\pi\pi} = \sin(2\alpha_{\text{eff}})$, $D_{\pi\pi} = \cos(2\alpha_{\text{eff}})$.

The expressions (1) employ the phase convention in which top quarks are integrated out in the short-distance effective Hamiltonian and the unitarity relation $V_{ub}^* V_{ud} + V_{cb}^* V_{cd} = -V_{tb}^* V_{td}$ is used, with the $V_{ub}^* V_{ud}$ piece of the penguin operator included in the tree amplitude [4]. Using these expressions and substituting $\alpha = \pi - \beta - \gamma$, we then may write

$$\lambda_{\pi\pi} = e^{2i\alpha} \left(\frac{1 + |P/T|e^{i\delta}e^{i\gamma}}{1 + |P/T|e^{i\delta}e^{-i\gamma}} \right) \quad . \quad (8)$$

The consequences of assuming δ small, as predicted in Ref. [6], were explored in Refs. [4, 5]. In the former, it was shown that the present measurement [3] of $S_{\pi\pi}$, taken at 1σ , drastically reduces the allowed CKM parameter space. In the latter, where a slightly different convention for penguin amplitudes was used, it was shown how to use $S_{\pi\pi}$ and $C_{\pi\pi}$ to determine weak and strong phases.

One needs a value of $|P/T|$ to apply these expressions to data. In Refs. [4] and [5] $|P|$ was estimated using experimental data on $B^+ \rightarrow K^0 \pi^+$ (a process dominated by the penguin amplitude aside from small annihilation contributions) and flavor SU(3) including SU(3) symmetry breaking, while $|T|$ was estimated using factorization and data on $B \rightarrow \pi l \nu$. We shall use the result of Ref. [4], $|P/T| = 0.276 \pm 0.064$. Ref. [6] found 0.285 ± 0.076 , which included an estimate of annihilation, and Ref. [5] obtained 0.26 ± 0.08 , based on a different phase convention for the penguin amplitude, without including SU(3) breaking effects. The individual amplitudes of Ref. [4], in a convention in which their square gives a B^0 branching ratio in units of 10^{-6} , are $|T| = 2.7 \pm 0.6$ and $|P| = 0.74 \pm 0.05$. We shall make use of them in Sec. IV.

It is most convenient to express $S_{\pi\pi}$, $C_{\pi\pi}$, and $D_{\pi\pi}$ in terms of α , β , and δ , using $\gamma = \pi - \alpha - \beta$, since when $P = 0$ one has $S_{\pi\pi} = \sin 2\alpha$ and $D_{\pi\pi} = \cos 2\alpha$. The value of β is fairly well known as a result of the recent measurements by BaBar [1] and Belle [2]: $\sin 2\beta = 0.79 \pm 0.10$, $\beta = (26.1^{+5.3}_{-4.3})^\circ$. Defining

$$\overline{\mathcal{B}}(B^0 \rightarrow \pi^+ \pi^-) \equiv [\mathcal{B}(B^0 \rightarrow \pi^+ \pi^-) + \mathcal{B}(\overline{B}^0 \rightarrow \pi^+ \pi^-)]/2 \quad , \quad (9)$$

$$R_{\pi\pi} \equiv \frac{\overline{\mathcal{B}}(B^0 \rightarrow \pi^+ \pi^-)}{\overline{\mathcal{B}}(B^0 \rightarrow \pi^+ \pi^-)|_{\text{tree}}} = 1 - 2|P/T| \cos \delta \cos(\alpha + \beta) + |P/T|^2 \quad , \quad (10)$$

explicit expressions for $S_{\pi\pi}$, $C_{\pi\pi}$, and $D_{\pi\pi}$ are then

$$S_{\pi\pi} = [\sin 2\alpha + 2|P/T| \sin(\beta - \alpha) \cos \delta - |P/T|^2 \sin 2\beta]/R_{\pi\pi} \quad (11)$$

$$C_{\pi\pi} = [2|P/T| \sin(\alpha + \beta) \sin \delta]/R_{\pi\pi} \quad , \quad (12)$$

$$D_{\pi\pi} = [\cos 2\alpha - 2|P/T| \cos(\beta - \alpha) \cos \delta + |P/T|^2 \cos 2\beta]/R_{\pi\pi} \quad . \quad (13)$$

The quantity $R_{\pi\pi}$ itself will be used in Sec. IV to resolve a discrete ambiguity, while the usefulness of the sign of $D_{\pi\pi}$ will be described in Sec. VI.

Note that $C_{\pi\pi}$ is odd in δ while $S_{\pi\pi}$ and $D_{\pi\pi}$ are even in δ . Within the present CKM framework one has $0 < \alpha + \beta < \pi$, implying $\sin(\alpha + \beta) > 0$, so that a measurement of non-zero $C_{\pi\pi}$ will specify the sign of δ (predicted in some theoretical schemes [6]).

We shall concentrate for the most part on a range of CKM parameters allowed by fits to weak decays, disregarding the possibility of new physics effects. Aside from the constraints associated with $S_{\pi\pi}$, it was found in Ref. [11] (quoting [12] and [13]; see also [4]) that $\sin 2\alpha = -0.24 \pm 0.72$, implying $\alpha = (97^{+30}_{-21})^\circ$, which we shall take as the “standard-model” range.

One could regard the three equations for $R_{\pi\pi}$, $S_{\pi\pi}$, and $C_{\pi\pi}$ as specifying the three unknowns $|P/T|$, δ , and α (given the rather good information on β). In what follows we shall, rather, use the present constraints on $|P/T|$ mentioned above, first

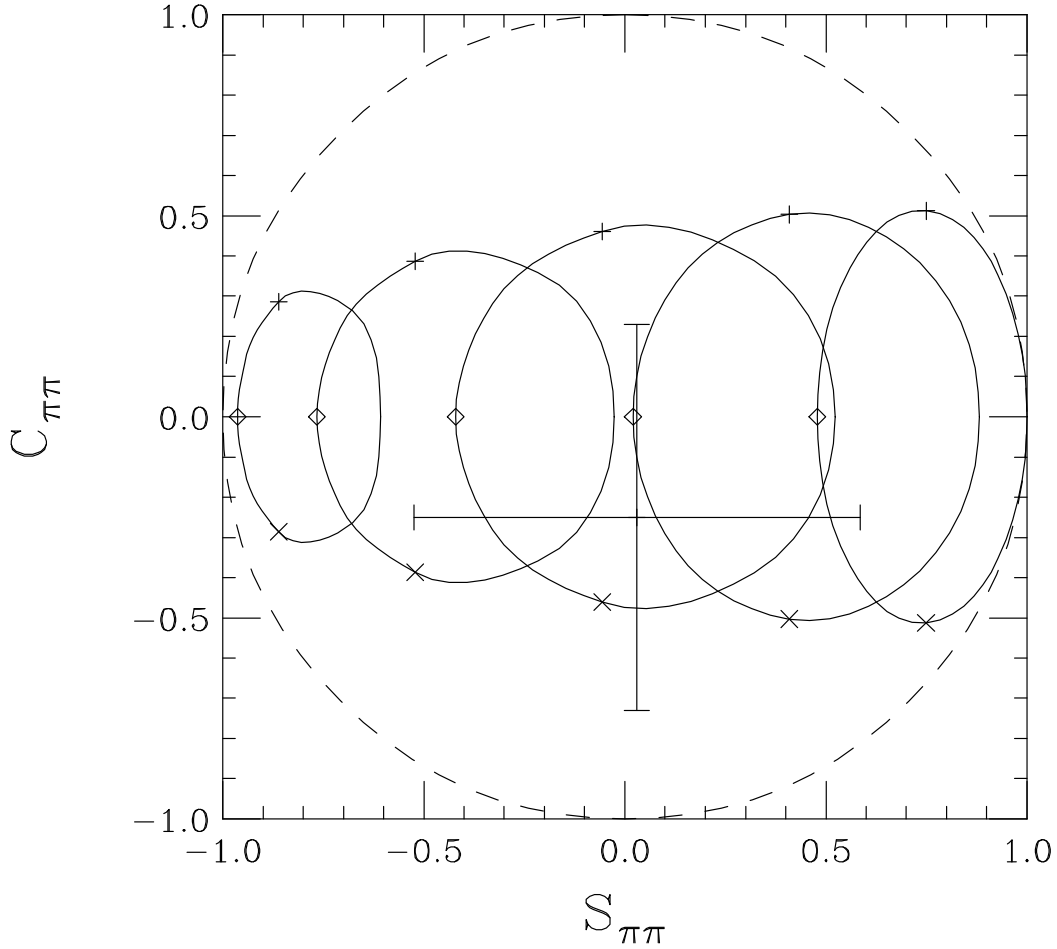


Figure 1: Values of $S_{\pi\pi}$ and $C_{\pi\pi}$ for representative values of α lying roughly in the physical region. Closed curves correspond, from right to left, to $\alpha = 60^\circ, 75^\circ, 90^\circ, 105^\circ$, and 120° . Plotted points on curves correspond to $\delta = 90^\circ$ (+ signs), 0 (diamonds), and -90° (crosses). The dashed circle denotes the bound $S_{\pi\pi}^2 + C_{\pi\pi}^2 \leq 1$. The plotted point with large errors corresponds to the BaBar measurement [3] of $S_{\pi\pi}$ and $C_{\pi\pi}$. The central values $\beta = 26.1^\circ$, $|P/T| = 0.28$ have been taken.

concentrating on what can be learned from $S_{\pi\pi}$ and $C_{\pi\pi}$ alone and then using the information on $R_{\pi\pi}$ both as a consistency check and to resolve discrete ambiguities. The information provided by the sign of $D_{\pi\pi}$ will be treated separately.

III Dependence of $S_{\pi\pi}$ and $C_{\pi\pi}$ on α and δ

We display in Fig. 1 the values of $S_{\pi\pi}$ and $C_{\pi\pi}$ for α roughly in the physical region, with $-\pi \leq \delta \leq \pi$. For any fixed α , the locus of such points is a closed curve with the points $\delta = 0$ and $\delta = \pm\pi$ corresponding to $C_{\pi\pi} = 0$ and with $C_{\pi\pi}(-\delta) = -C_{\pi\pi}(\delta)$. The sum of squares of $S_{\pi\pi}$ and $C_{\pi\pi}$ is always bounded by 1, and one can show that for any value of δ and $\alpha + \beta$ one has $|C_{\pi\pi}| \leq 2|P/T|/(1 + |P/T|^2)$. For a *given* value

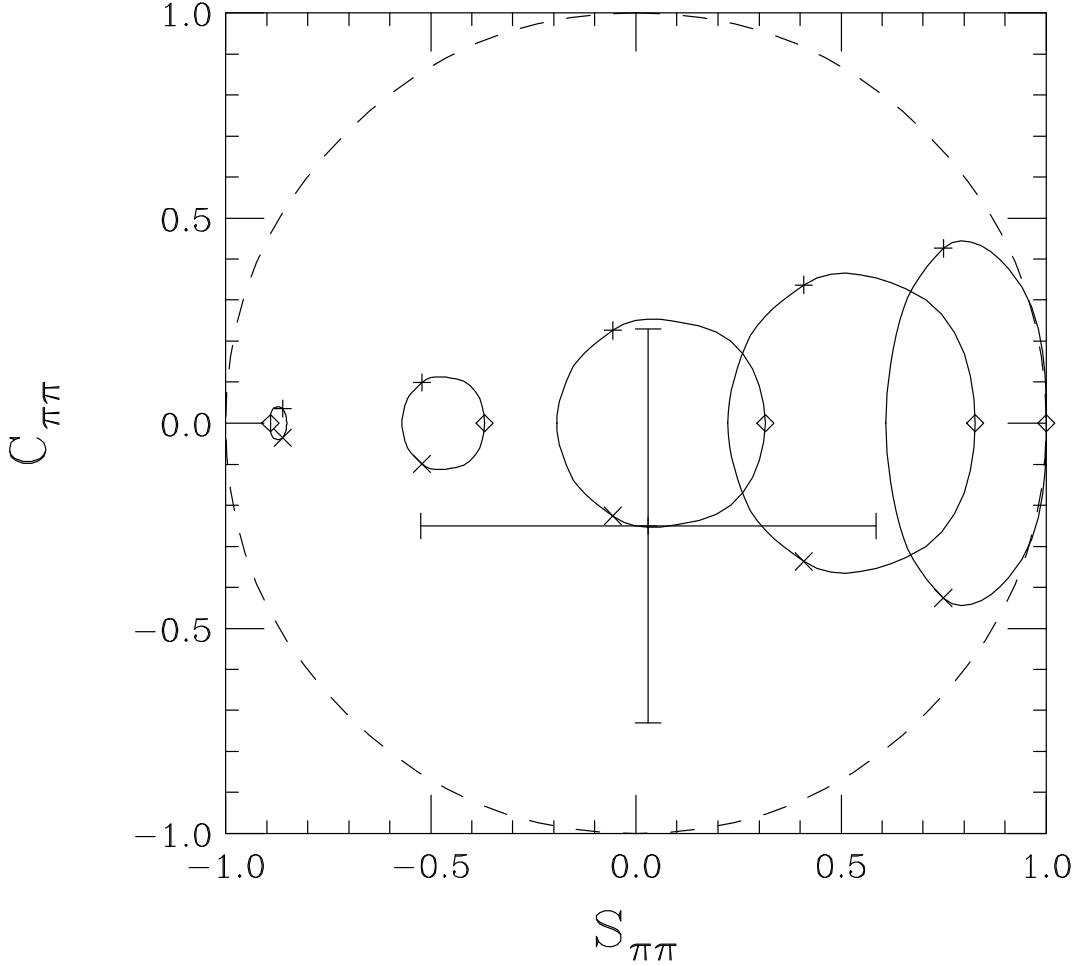


Figure 2: Values of $S_{\pi\pi}$ and $C_{\pi\pi}$ for representative values of α lying mostly outside the physical region. Closed curves correspond, from left to right, to $\alpha = -30^\circ$, -15° , 0° , 15° , and 30° . Other notation as in Fig. 1.

of $\alpha + \beta$ the bound is stronger:

$$|C_{\pi\pi}| \leq \frac{2|P/T| |\sin(\alpha + \beta)|}{\sqrt{(1 + |P/T|^2)^2 - 4|P/T| \cos^2(\alpha + \beta)}} \quad . \quad (14)$$

The corresponding plot for (mostly) unphysical values of α is shown in Fig. 2. If desired, one may map negative values of α into the interval $[0, \pi]$ by the replacement $\alpha \rightarrow \alpha + \pi$, $\delta \rightarrow \delta \pm \pi$, which leaves all expressions invariant. The conventional physical region is bounded by $0 \leq \alpha \leq \pi - \beta$.

The closed curves in Fig. 1 have considerable dependence on δ for α around $\pi/2$. One can show that $S_{\pi\pi}$ becomes independent of δ when $\cos 2\alpha = |P/T|^2 \cos 2\beta$. Since $|P/T|^2$ is small, these points are $\alpha \simeq \pi/4$, $3\pi/4$. At such critical values of α the curves degenerate into vertical lines. For $\alpha = \pi - \beta$, one has $\gamma = 0$, $C_{\pi\pi} = 0$, $S_{\pi\pi} = \sin 2\alpha$, and the curves collapse to a point.

The curves in Figs. 1 and 2 were plotted for the central values $\beta = 26.1^\circ$, $|P/T| =$

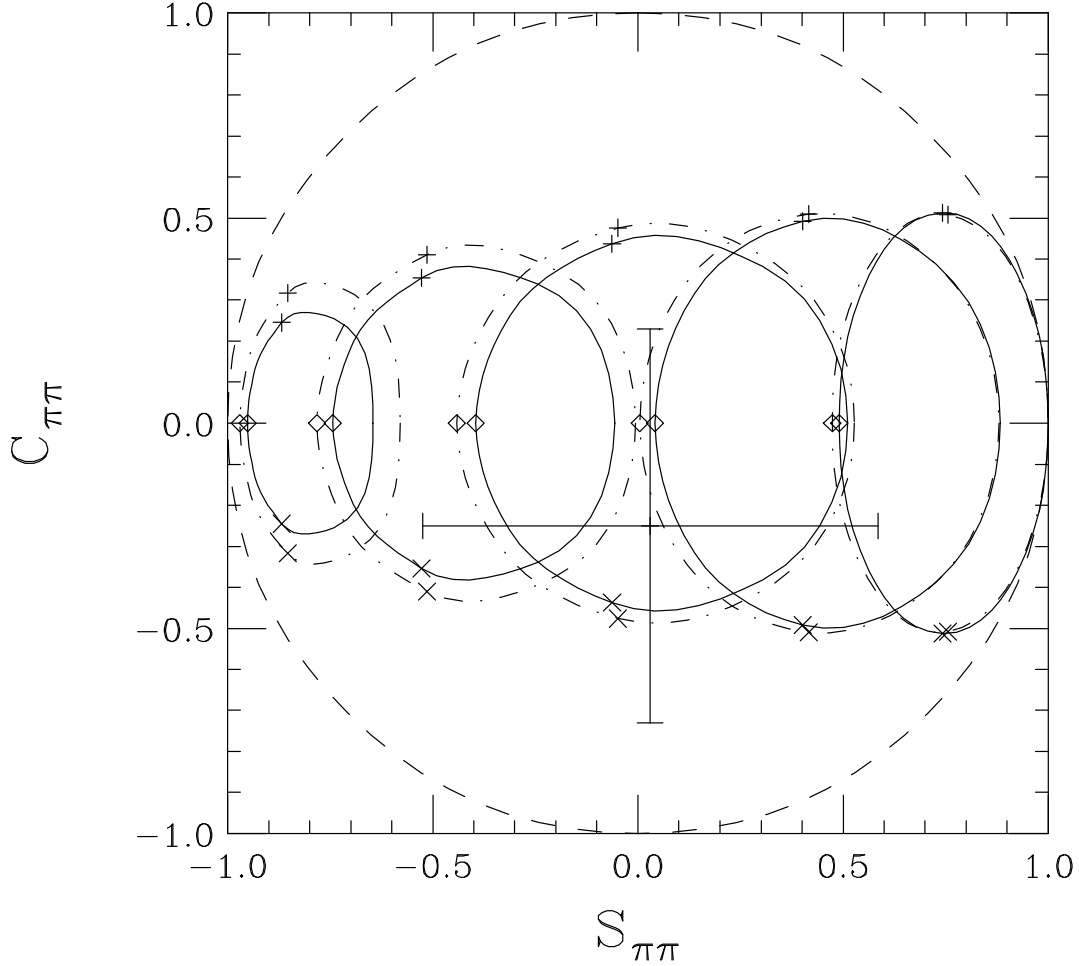


Figure 3: Values of $S_{\pi\pi}$ and $C_{\pi\pi}$ as functions of α and δ ; same as Fig. 1 except $\beta = 31.4^\circ$ (solid curves) and $\beta = 21.8^\circ$ (dot-dashed curves).

0.28. Their dependence on $\pm 1\sigma$ variations of β is mild for α in the physical region, as illustrated in Fig. 3, while they are more sensitive to $\pm 1\sigma$ excursions of $|P/T|$, as shown in Fig. 4.

Let us imagine a measurement of $S_{\pi\pi}$ and $C_{\pi\pi}$ which reduces present errors by a factor of three. Given that the present BaBar measurement is based on slightly over 30 fb^{-1} , one could envision such an improvement when both BaBar and Belle report values based on 150 fb^{-1} . Then the size of the error ellipse associated with $S_{\pi\pi}$ and $C_{\pi\pi}$ will be small in comparison with that of the closed curves for α in the vicinity of 90° , and measurement of these quantities could provide useful information were it not for the fact that every point in the $S_{\pi\pi}, C_{\pi\pi}$ plane corresponds to several pairs α, δ . The most important of these pairs occurs when both values of α are in the physical region but one corresponds to a certain value of δ and the other (roughly) to $\pi - \delta$. This discrete ambiguity is most severe (corresponding to the most widely separated values of α) when $C_{\pi\pi} = 0$, corresponding to $\delta = 0$ or π . For example, in Fig. 1, $S_{\pi\pi} = C_{\pi\pi} = 0$ corresponds to both $\alpha \simeq 76^\circ$ (when $\delta = 0$) and to $\alpha \simeq 105^\circ$

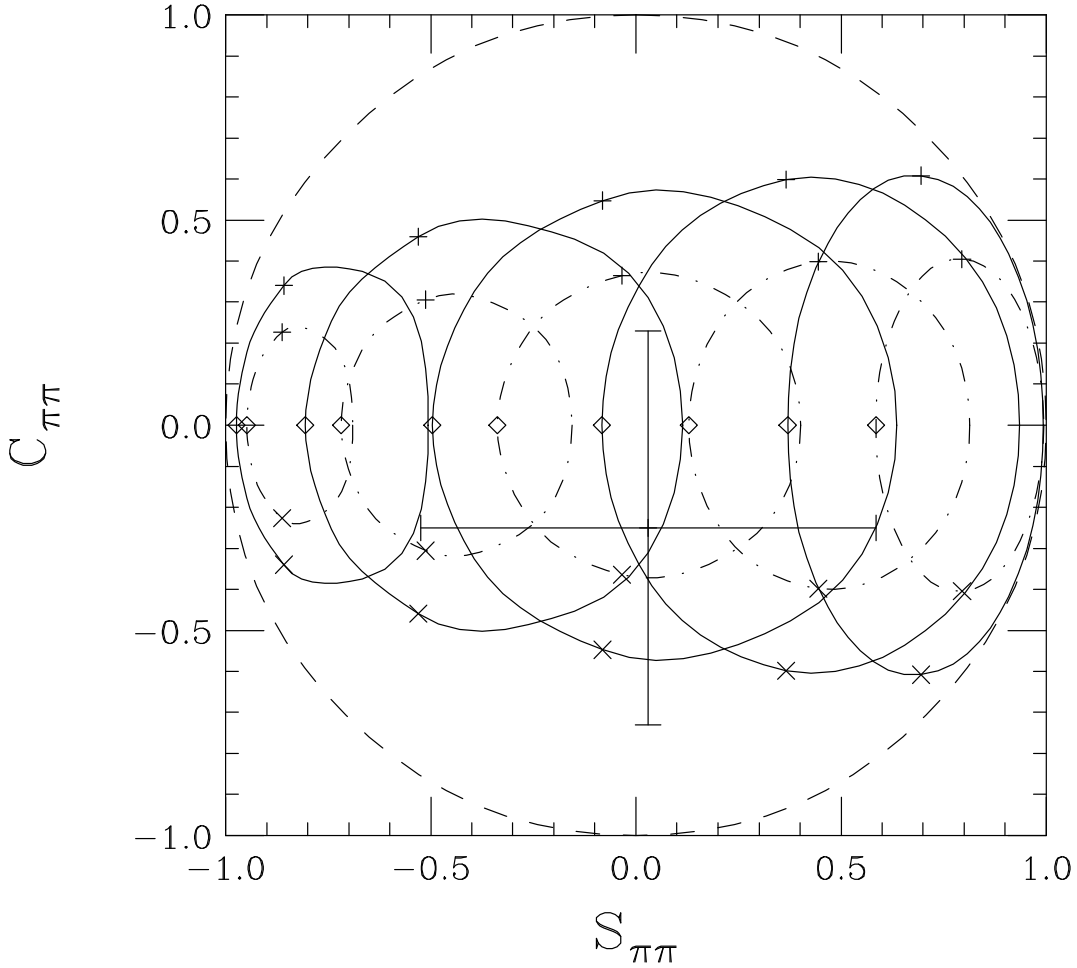


Figure 4: Values of $S_{\pi\pi}$ and $C_{\pi\pi}$ as functions of α and δ ; same as Fig. 1 except $|P/T| = 0.34$ (solid curves) and $|P/T| = 0.21$ (dot-dashed curves).

(when $\delta = \pi$). These values of α are separated by nearly 30° . We shall see in the next section how a measurement of the branching ratio $\overline{\mathcal{B}}(B^0 \rightarrow \pi^+\pi^-)$ can help resolve this ambiguity.

Measuring a nonzero value for $C_{\pi\pi}$ determines the sign of δ , but leaves an ambiguity between δ and $\pi - \delta$. The corresponding ambiguity in determining α becomes smaller when δ moves away from 0 and π . For maximal direct CP violation, corresponding to $|\delta| = \pi/2$, one has $\sin \delta = \pm 1$, $\cos \delta = 0$, and no discrete ambiguity. These cases correspond to the envelope of the curves in Figs. 1–4, joining the points labeled with $+$ ($\delta = \pi/2$) or \times ($\delta = -\pi/2$).

IV Information from decay rate

The quantity $R_{\pi\pi}$, defined in Eq. (10), can help resolve the discrete ambiguity between $\delta = 0$ and $\delta = \pi$ in the case $C_{\pi\pi} = 0$, where such an ambiguity is most serious. It has been frequently noted [14] that the central value of this quantity is

less than 1, suggesting the possibility of destructive interference between tree and penguin amplitudes. With the estimate $|T| = 2.7 \pm 0.6$ mentioned above, and with the experimental average [15] of CLEO, Belle, and BaBar branching ratios equal to $\overline{\mathcal{B}}(B^0 \rightarrow \pi^+\pi^-) = (4.6 \pm 0.8) \times 10^{-6}$, we have $R_{\pi\pi} = 0.63 \pm 0.30$, which lies suggestively but not conclusively below 1. A value of $R_{\pi\pi} < 1$ would imply $\cos \delta < 0$ within the CKM framework, since all currently allowed values of γ correspond to $\cos \gamma > 0$. Furthermore, a value of $R_{\pi\pi}$ below 1 permits one to set a bound on $\alpha + \beta$ or on γ , which is independent of δ ,

$$R_{\pi\pi} = 1 + (|P/T| + \cos \delta \cos \gamma)^2 - \cos^2 \delta \cos^2 \gamma \geq \sin^2 \gamma, \quad (15)$$

similar to the Fleischer-Mannel bound in $B \rightarrow K\pi$ [16]. At the 1σ level, this already implies $\gamma \leq 71^\circ$ in the CKM framework. In a more general framework, $\gamma \geq 109^\circ$ is also allowed.

We show in Fig. 5 the dependence of $R_{\pi\pi}$ and α on $S_{\pi\pi}$ for the cases $\delta = 0$ and $\delta = \pi$ leading to $C_{\pi\pi} = 0$. Also shown are experimental points corresponding to present ranges of $R_{\pi\pi}$, α , and $S_{\pi\pi}$. If one imagines that errors on $S_{\pi\pi}$ and $C_{\pi\pi}$, and $R_{\pi\pi}$ are reduced by about a factor of three, one can see a constraint emerging which would favor one or the other choices for δ . We discussed reduction of errors on $S_{\pi\pi}$ and $C_{\pi\pi}$ already. The corresponding reduction for $R_{\pi\pi}$ requires reduction of errors on $|T|^2$ and $\overline{\mathcal{B}}(B^0 \rightarrow \pi^+\pi^-)$ from their present values of 44% and 17%, respectively, each to about 10%, which was shown in Ref. [5] to be possible with 100 fb^{-1} . For reference we also exhibit the curves for $|\delta| = \pi/2$. As mentioned, only $C_{\pi\pi}$ depends on the sign of δ .

V Comparison with CKM parameters determined by other means

In Ref. [4] we compared the region of CKM parameters allowed by data on various weak transitions with that implied by the observed range of $S_{\pi\pi}$ and $|P/T|$ for the case $\delta = 0$. In Fig. 6 we reproduce that plot, corresponding to 1σ limits on $S_{\pi\pi}$ and $|P/T|$ values in the range $0.21 \leq |P/T| \leq 0.34$, along with the case $\delta = \pi$,

The case $\delta = 0$ is seen to exclude a large region of the otherwise-allowed parameter space, while $\delta = \pi$ is compatible with nearly the whole otherwise-allowed range. Of course this does not permit a distinction at present between the two solutions, but it illustrates the potential of improved data. Turning things around, the two different exclusion plots in Fig. 6, corresponding to $\delta = 0$ and $\delta = \pi$, illustrate the importance of excluding one of these two values by means of the ratio $R_{\pi\pi}$.

VI Information from width difference

The quantity $D_{\pi\pi}$ appears with equal contributions in the time-dependent decay rates of B^0 or \overline{B}^0 to a CP-eigenstate, when the width difference $\Delta\Gamma_d$ between neutral B mass eigenstates is non-zero [17],

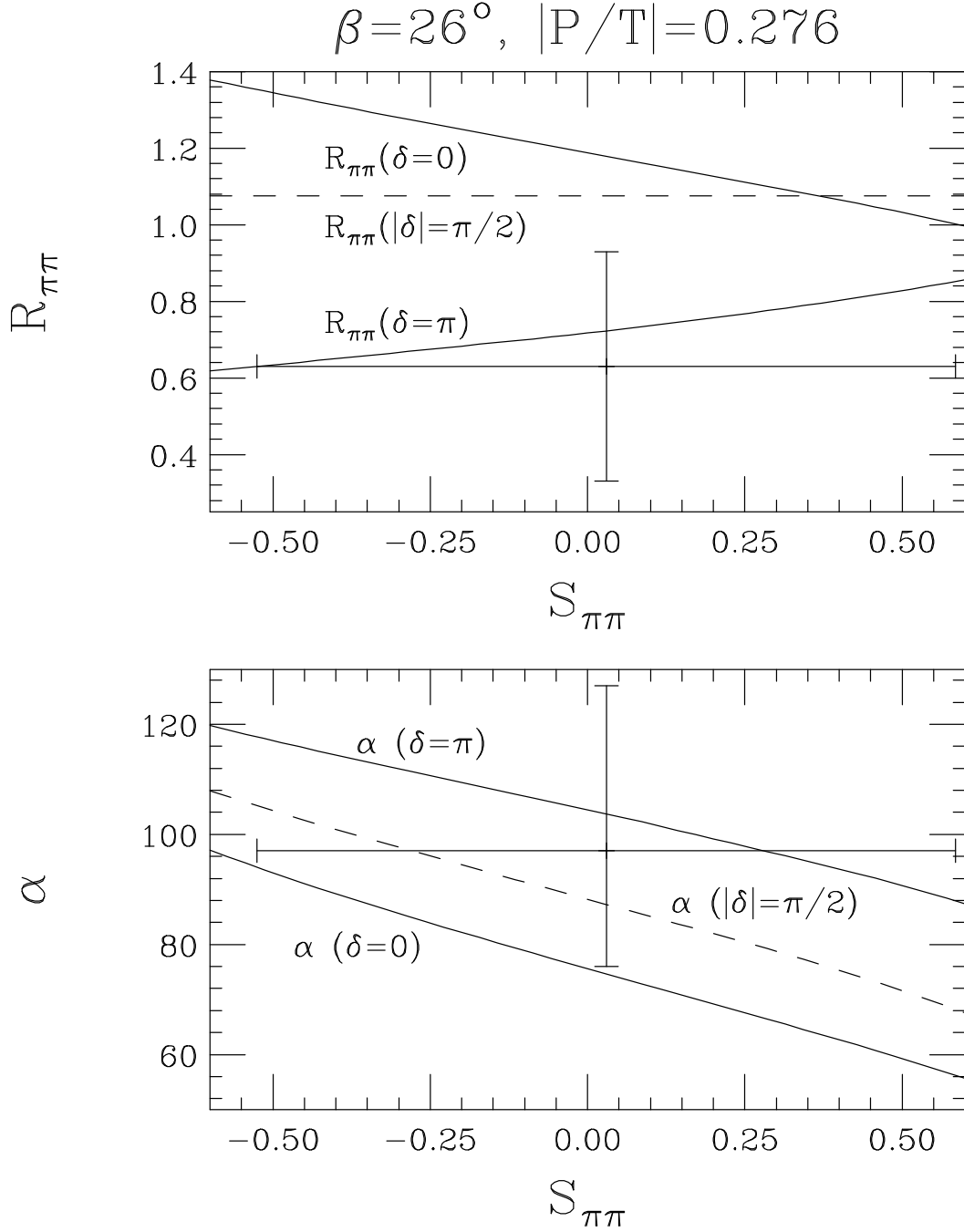


Figure 5: Values of $R_{\pi\pi}$ and α as functions of $S_{\pi\pi}$ for the cases $\delta = 0$ and $\delta = \pi$ leading to $C_{\pi\pi} = 0$ (solid lines), and for $|\delta| = \pi/2$ (dashed lines). The large plotted point in the upper figure corresponds to experimental values of $S_{\pi\pi}$ and $R_{\pi\pi}$. Other parameters as in Fig. 1. For these sets of parameters $D_{\pi\pi} < 0$; when $C_{\pi\pi} = 0$ one has $D_{\pi\pi} = -(1 - S_{\pi\pi}^2)^{1/2}$.

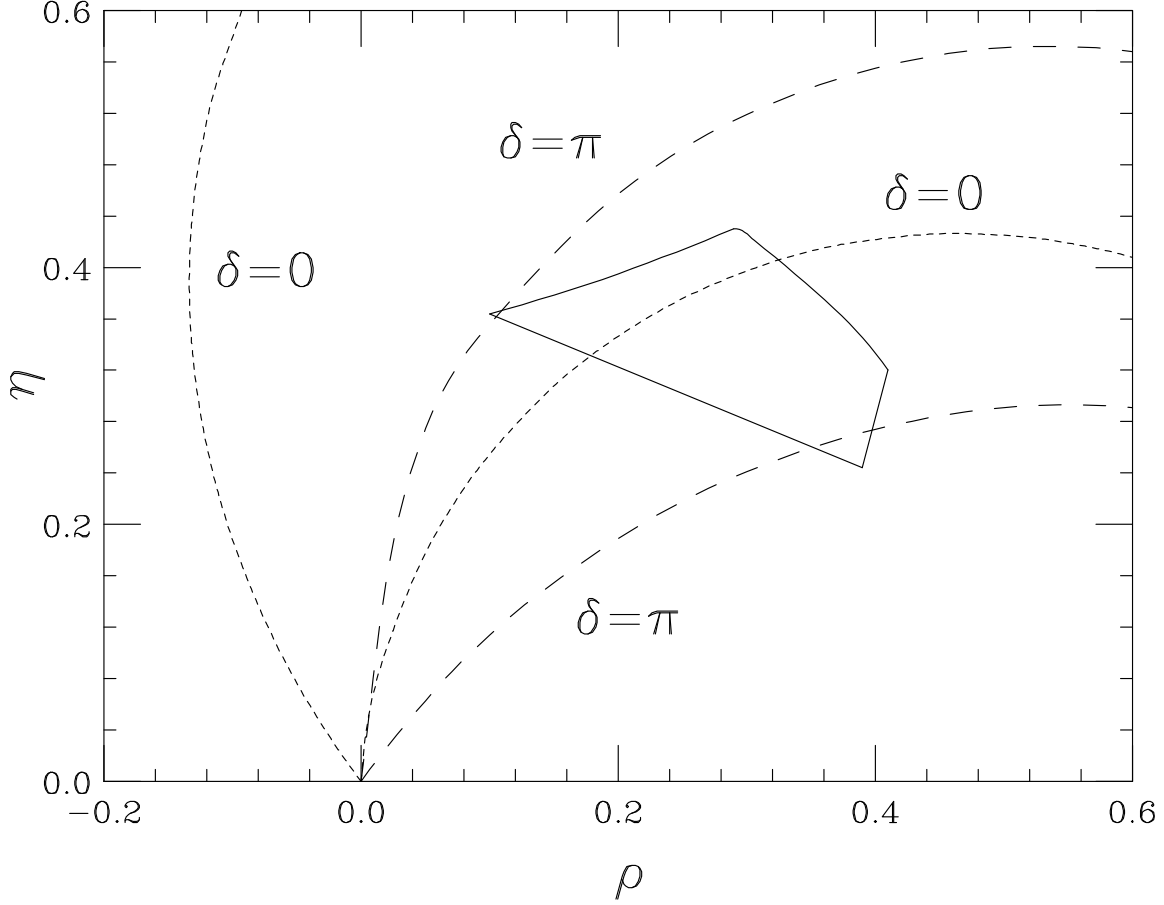


Figure 6: Plot in the (ρ, η) plane of regions allowed by the observed 1σ ranges $-0.53 \leq S_{\pi\pi} \leq 0.59$ and $0.21 \leq |P/T| \leq 0.34$ for $\delta = 0$ (small dashes) and $\delta = \pi$ (large dashes), compared with region allowed by other constraints (solid lines). Bottom solid line: lower bound on β . Upper left solid line: upper bound on ϵ_K . Upper right solid line: upper bound on $|V_{ub}|$. Right-hand solid line: lower bound on Δm_d .

$$\begin{aligned} \Gamma(B^0(t) \rightarrow \pi^+\pi^-) \propto e^{-\Gamma_d t} [\cosh(\Delta\Gamma_d t/2) + D_{\pi\pi} \sinh(\Delta\Gamma_d t/2) \\ + C_{\pi\pi} \cos(\Delta m_d t) - S_{\pi\pi} \sin(\Delta m_d t)] . \end{aligned} \quad (16)$$

Width difference effects in the $B_s-\bar{B}_s$ system were investigated some time ago in time-dependent B_s decays [17, 18]. The feasibility of measuring corresponding $\Delta\Gamma_d$ effects in B^0 decays, expected to be much smaller, was studied very recently [19]. While a measurement of $D_{\pi\pi}$ in $B \rightarrow \pi^+\pi^-$ is unfeasible in near future experiments due to the very small value of $\Delta\Gamma_d$ ($|\Delta\Gamma_d|/\Gamma_d < 1\%$), we will discuss the theoretical consequence of such a measurement. This study may be considered generic to a broad class of processes, including the U-spin related decay $B_s(t) \rightarrow K^+K^-$ [20], in which width difference effects are much larger [21].

In the absence of P , one just has $S_{\pi\pi} = \sin(2\alpha)$, $D_{\pi\pi} = \cos(2\alpha)$, so the two quantities are out of phase with respect to one another by $\pi/4$ in α . This reduces

part of the ambiguity in determining α from the mixing-induced asymmetry. The same is true when $\delta = 0$ or π , since then α is replaced by α_{eff} as noted in the previous section.

The dependences of $S_{\pi\pi}$ and $D_{\pi\pi}$ on δ for fixed α also are out of phase with respect to one another, in the following sense. When $S_{\pi\pi}$ is most sensitive to δ , $D_{\pi\pi}$ is least sensitive, and vice versa. One can show, for example, that $D_{\pi\pi}$ is completely independent of δ when

$$\sin 2\alpha = -|P/T|^2 \sin 2\beta \quad , \quad (17)$$

which corresponds, since $|P/T|^2$ is small, to values of α near 0, $\pi/2$, and π . Recall that the corresponding values for $S_{\pi\pi}$ were near $\pi/4$ and $3\pi/4$. Conversely, whereas $S_{\pi\pi}$ is maximally sensitive to δ near $\alpha = \pi/2$, $D_{\pi\pi}$ is maximally sensitive to δ near $\alpha = \pi/4$ and $3\pi/4$.

For the values $\delta = 0$ and $\delta = \pi$ and positive $D_{\pi\pi}$, we would obtain a plot similar to that in Fig. 5, but with unphysical values of α . One does not actually expect to encounter such a situation, but positive values of $D_{\pi\pi}$ are a logical possibility. When $C_{\pi\pi} = 0$ and $-0.6 \leq S_{\pi\pi} \leq 0.6$, the range of $D_{\pi\pi}$ lies between -0.8 and -1.0 for the physical values of α depicted in Fig. 5, but between 0.8 and 1.0 for the unphysical values. When $|\delta| = \pi/2$ and $-0.6 \leq S_{\pi\pi} \leq 0.6$, physical α values correspond to $-0.62 \leq D_{\pi\pi} \leq -0.88$, while unphysical values correspond to $0.70 \leq D_{\pi\pi} \leq 0.97$. Thus a crude measurement of $D_{\pi\pi}$ can be useful; in the standard model one expects it to be large and negative. This is not surprising considering that in the absence of the penguin amplitude it would just be $\cos 2\alpha$, which – since α is not far from $\pi/2$ – should be close to -1 .

VII Conclusions

We have investigated the information that can be obtained from the quantities $S_{\pi\pi}$ and $C_{\pi\pi}$ measured in the time-dependent decays $B^0 \rightarrow \pi^+\pi^-$ and $\bar{B}^0 \rightarrow \pi^+\pi^-$. As pointed out already in Refs. [4] and [5], the assumption of a small strong phase δ between penguin (P) and tree (T) amplitudes allows one to extract from these quantities the weak phase α (or, even better, to determine the CKM parameters ρ and η), given independent information about $|P/T|$. Such information is available via flavor SU(3) from the penguin-dominated decay $B^+ \rightarrow K^0\pi^+$ and soon-to-be-improved measurements of the semileptonic decay $B \rightarrow \pi l\nu$.

A small strong phase is predicted in the QCD factorization scheme of Ref. [6]. However, it is extremely important to check this prediction experimentally. One has a number of discrete ambiguities associated with the mapping $(S_{\pi\pi}, C_{\pi\pi}) \rightarrow (\alpha, \delta)$. These appear to be most severe when $C_{\pi\pi} \simeq 0$, since very different values of α can be associated with $\delta \simeq 0$ and $\delta \simeq \pi$. We have illustrated the resolution of these ambiguities by showing that under such circumstances they are resolved by sufficiently accurate measurements of the ratio $R_{\pi\pi}$ of the flavor-averaged $B^0 \rightarrow \pi^+\pi^-$ branching ratio to its predicted value due to the tree amplitude alone. At present this ratio appears to be less than 1, but with large errors. Reduction of errors on $S_{\pi\pi}$, $C_{\pi\pi}$, and $R_{\pi\pi}$ by a factor of 3 from those in the present work will have significant impact on

these phase determinations. If a non-zero value of $C_{\pi\pi}$ is found, the discrete ambiguity becomes less important, vanishing altogether when $|\delta| = \pi/2$.

Another parameter, called $D_{\pi\pi}$ here, equal to $\pm(1 - S_{\pi\pi}^2 - C_{\pi\pi}^2)^{1/2}$, is measurable in principle in time-dependent $B^0 \rightarrow \pi^+\pi^-$ decays if effects of the difference between widths of mass eigenstates can be discerned. The sign of $D_{\pi\pi}$ is enough to resolve a discrete ambiguity between values of α expected in the standard model (corresponding to $D_{\pi\pi}$ large and negative) and unphysical α (corresponding to $D_{\pi\pi}$ large and positive).

As has been noted previously [14], there are hints of destructive tree-penguin interference in $B^0 \rightarrow \pi^+\pi^-$, which may be difficult to reconcile with the favored range of CKM parameters without invoking large values of δ . If this interesting situation persists, one may for the first time encounter an inconsistency in the CKM description of CP violation, which often assumes small strong phases. Improved time-dependent measurements of $B^0 \rightarrow \pi^+\pi^-$ will be of great help in resolving this question.

Acknowledgments

The work of J. L. R. was supported in part by the United States Department of Energy through Grant No. DE FG02 90ER40560. This work was partially supported by the Israel Science Foundation founded by the Israel Academy of Sciences and Humanities and by the US - Israel Binational Science Foundation through Grant No. 98-00237.

References

- [1] BaBar Collaboration, B. Aubert *et al.*, Phys. Rev. Lett. **87**, 091801 (2001).
- [2] Belle Collaboration, K. Abe *et al.*, Phys. Rev. Lett. **87**, 091802 (2001).
- [3] BaBar Collaboration, B. Aubert *et al.*, Phys. Rev. D **65**, 051502(R) (2002).
- [4] M. Gronau and J. L. Rosner, Phys. Rev. D **65**, 013004 (2002).
- [5] Z. Luo and J. L. Rosner, Phys. Rev. D **65**, 054027 (2002).
- [6] M. Beneke, G. Buchalla, M. Neubert, and C. T. Sachrajda, Nucl. Phys. **B606**, 245 (2001).
- [7] Z. Luo and J. L. Rosner, Phys. Rev. D **64**, 094001 (2001).
- [8] M. Gronau, O. F. Hernández, D. London, and J. L. Rosner, Phys. Rev. D **50**, 4529 (1994); Phys. Rev. D **52**, 6374 (1995).
- [9] Particle Data Group, D. E. Groom *et al.*, Eur. Phys. J. C **15**, 1 (2000).
- [10] M. Gronau, Phys. Rev. Lett. **63**, 1451 (1989).

- [11] M. Beneke, RWTH Aachen preprint PITHA 02/03, hep-ph/0201337, talk presented at the International Europhysics Conference on High Energy Physics, Budapest, July 2001.
- [12] A. Höcker, H. Lacker, S. Laplace, and F. LeDiberder, Eur. Phys. J. C **21**, 225 (2001), updated in hep-ph/0112295 (unpublished), presented at Heavy Flavors 9 Conference, Pasadena, CA, September 2001.
- [13] M. Ciuchini *et al.*, JHEP **0107**, 013 (2001).
- [14] W.-S. Hou, J. G. Smith, and F. Würthwein, hep-ex/9910014; X.-G. He, W.-S. Hou, and K. C. Yang, Phys. Rev. Lett. **83**, 1100 (1999); M. Gronau and J. L. Rosner, Phys. Rev. D **61**, 073008 (2000).
- [15] T. Iijima, talk at the Workshop on the CKM Unitarity Triangle, CERN, Geneva, February 13–16, 2002.
- [16] R. Fleischer and T. Mannel, Phys. Rev. D **57**, 2752 (1998).
- [17] I. Dunietz, Phys. Rev. D **52**, 3048 (1995).
- [18] I. Dunietz, R. Fleischer and U. Nierste, Phys. Rev. D **63**, 114015 (2001).
- [19] A. S. Dighe, T. Hurth, C. S. Kim, and T. Yoshikawa, Nucl. Phys. **B624**, 377 (2002).
- [20] R. Fleischer, Phys. Lett. B **459**, 306 (1999).
- [21] M. Gronau and J. L. Rosner, work in progress.