

The neutrinoless double β decay and the neutrino mass hierarchy

Naoyuki Haba^{1,2*}, and Tomoharu Suzuki^{2†}

¹*Faculty of Engineering, Mie University, Tsu Mie 514-8507, Japan*

²*Department of Physics, Nagoya University, Nagoya, 464-8602, Japan*

Abstract

Recently the evidence of the neutrinoless double β ($0\nu\beta\beta$) decay has been announced. This means that neutrinos are Majorana particles and their mass hierarchy is forced to certain patterns in the diagonal basis of charged lepton mass matrix. We estimate the magnitude of $0\nu\beta\beta$ decay in the classification of the neutrino mass hierarchy patterns as Type A, $m_{1,2} \ll m_3$, Type B, $m_1 \sim m_2 \gg m_3$, and Type C, $m_1 \sim m_2 \sim m_3$, where m_i is the i -th generation neutrino absolute mass. The data of $0\nu\beta\beta$ decay experiment suggests the neutrino mass hierarchy pattern should be Type B or C. Type B predicts a small magnitude of $0\nu\beta\beta$ decay which is just edge of the allowed region of experimental value in 95% c.l., where Majorana CP phases should be in a certain parameter region. Type C can induce the suitably large amount of $0\nu\beta\beta$ decay which is consistent with the experimental data, where overall scale of degenerate neutrino mass plays a crucial role, and its large value can induce the large $0\nu\beta\beta$ decay in any parameter regions of Majorana CP phases.

*haba@eken.phys.nagoya-u.ac.jp

†tomoharu@eken.phys.nagoya-u.ac.jp

1 Introduction

Recently the evidences of neutrino oscillations are strongly supported by both of the atmospheric [1, 2] and the solar neutrino experiments [3, 4, 5, 6]. The former suggests an almost maximal lepton flavor mixing between the 2nd and the 3rd generations, while the favorable solution to the solar neutrino deficits is given by large mixing angle solution between the 1st and the 2nd generations (LMA, LOW or VO) [7]. Neutrino oscillation experiments indicate that the neutrinos have tiny but finite masses, with two mass squared differences $\Delta m_{\odot}^2 < \Delta m_{\text{atm}}^2$. However, we cannot know the absolute values of the neutrinos masses from the oscillation experiments.

Recently, a paper[8] announces the evidence of the neutrinoless double β ($0\nu\beta\beta$) decay. This paper suggests

$$\langle m \rangle = (0.05 - 0.86)\text{eV} \quad \text{at 95\% c.l.} \quad (\text{best value } 0.4 \text{ eV}) . \quad (1)$$

This results is very exciting. It is because $0\nu\beta\beta$ decay experiments could tell us about the absolute value of the neutrino masses, while neutrino oscillation experiments show only mass squared differences of neutrinos. The evidence for $0\nu\beta\beta$ decay also means neutrinos are the Majorana particles and the lepton number is violated, since $0\nu\beta\beta$ decay cannot occur in the case of Dirac neutrinos. This evidence is also closely related to the recent topics of the cosmology such as the dark matter candidate of universe[9].

The tiny neutrino masses and the lepton flavor mixings have been discussed in a lot of models beyond the Standard Model (SM). One of the most promising ideas is that light neutrinos are constructed as Majorana particles in the low energy, such as the see-saw mechanism[10]. Here we are concentrating on the light Majorana neutrinos which masses are induced by the dimension five operators in the low energy effective Yukawa interactions.

In this paper, we will estimate the magnitude of $0\nu\beta\beta$ decay in the classification of the neutrino mass hierarchy patterns as Type A, $m_{1,2} \ll m_3$, Type B, $m_1 \sim m_2 \gg m_3$, and Type C, $m_1 \sim m_2 \sim m_3$, where m_i is the i -th generation neutrino absolute mass [11]. The magnitude of $0\nu\beta\beta$ decay strongly depends on the neutrino mass hierarchy. We will analyze the value of $\langle m \rangle$ in the parameter space of the Majorana CP phases, and search the region of being consistent with the data of $0\nu\beta\beta$ decay experiment.

2 Neutrino masses and flavor mixings

Before starting our discussions, let us show the notations of neutrino masses and their mixing angles. Since we would like to be concentrating on the low energy mass matrix of Majorana neutrinos, we add the dimension five operator to the standard model in the

lepton sector as,

$$\mathcal{L} = (Y_e)_{ij} L_i E_j H_1 + \kappa_{ij} (L_i H_2)(L_j H_2) \quad , \quad (2)$$

where κ_{ij} is the coefficient of the dimension five operator, and L_i and E_i are i -th generation lepton doublet and charged lepton singlet with ($i = 1 \sim 3$), respectively, H_1 and H_2 are Higgs doublets *. The light neutrinos obtain masses from the vacuum expectation value (VEV) of $v_2 = \langle H_2 \rangle$ as

$$(M_\nu)_{ij} = \kappa_{ij} v_2^2 \quad , \quad (3)$$

The energy scale of κ_{ij}^{-1} suggests the scale of the new physics and the lepton number violation. In the diagonal base of the charged lepton sector, the light neutrino mass matrix, $(M_\nu)_{ij}$, is diagonalized by U_{ij} as

$$U^T M_\nu U \equiv M_\nu^{diag} = \text{diag}(m_1, m_2, m_3) \quad . \quad (4)$$

Here the matrix U is so-called MNS matrix[12] denoted by

$$U = V \cdot P \quad , \quad (5)$$

where V is the CKM-like matrix, which contains one CP -phase (δ),

$$V = \begin{pmatrix} c_{13}c_{12} & c_{13}s_{12} & s_{13}e^{-i\delta} \\ -c_{23}s_{12} - s_{23}s_{13}c_{12}e^{i\delta} & c_{23}c_{12} - s_{23}s_{13}s_{12}e^{i\delta} & s_{23}c_{13} \\ s_{23}s_{12} - c_{23}s_{13}c_{12}e^{i\delta} & -s_{23}c_{12} - c_{23}s_{13}s_{12}e^{i\delta} & c_{23}c_{13} \end{pmatrix}$$

and P contains two extra Majorana phases ($\phi_{1,2}$),

$$P = \text{diag.}(e^{-i\phi_1/2}, e^{-i\phi_2/2}, 1) \quad .$$

For the latter convenience, we introduce the matrix

$$\widetilde{M}_\nu \equiv P^* M_\nu^{diag} P^* = \text{diag.}(m_1 e^{i\phi_1}, m_2 e^{i\phi_2}, m_3) = \text{diag.}(\tilde{m}_1, \tilde{m}_2, \tilde{m}_3) \quad . \quad (6)$$

Table 1 shows the results from the recent neutrino oscillation experiments [1, 2, 3, 4, 5, 6, 7]. These results indicate that the neutrinos have tiny but finite masses, with two mass squared differences $\Delta m_\odot^2 < \Delta m_{atm}^2$. The naive explanation of the present neutrino oscillation experiments is that the solar neutrino anomaly is caused by the mixings of the 1st and the 2nd generations ($\theta_\odot \simeq \theta_{12}$, $\Delta m_\odot^2 \simeq m_2^2 - m_1^2$), and atmospheric neutrino deficit is caused by the mixings of the 2nd and the 3rd generations ($\theta_{atm} \simeq \theta_{23}$, $\Delta m_{atm}^2 \simeq m_3^2 - m_2^2$). Considering the results of the oscillation experiments, the hierarchical patterns of neutrino masses are classified by the following three types:

* Although we write Yukawa interactions in Eq.(2) by the supersymmetric forms, the results in this paper do not depend on whether the model is supersymmetric or not.

<i>Solar</i>	Δm_{\odot}^2 (eV ²)	$\sin^2 2\theta_{\odot}$
SMA	$(4 - 9) \times 10^{-6}$	(0.0008 - 0.008)
LMA	$(2 - 20) \times 10^{-5}$	(0.3 - 0.93)
LOW	$(6 - 20) \times 10^{-8}$	(0.89 - 1)
VO	10^{-10}	(0.7 - 0.95)
Just So	$(5 - 8) \times 10^{-12}$	(0.89 - 1)
<i>Atmospheric</i>	Δm_{atm}^2 (eV ²)	$\sin^2 2\theta_{atm}$
	$(1.8 - 4.0) \times 10^{-3}$	(0.87 - 1)

Table 1: The allowed values of Δm_{\odot}^2 , Δm_{atm}^2 , $\sin^2 2\theta_{\odot}$, and $\sin^2 2\theta_{atm}$ from the neutrino oscillation experiments [1, 2, 3, 4, 5, 6, 7].

$$\begin{aligned}
\text{A} & : m_3 \gg m_{1,2} \\
\text{B} & : m_1 \sim m_2 \gg m_3 \\
\text{C} & : m_1 \sim m_2 \sim m_3 \quad .
\end{aligned}$$

Taking into account of the mass squared differences, Δm_{\odot}^2 and Δm_{atm}^2 , the absolute masses of the neutrino in the leading are written by

$$\begin{array}{ll}
\underline{\text{Type A}} & \underline{\text{Type B}} \\
m_1 & : 0 \qquad m_1 : \sqrt{\Delta m_{atm}^2} \\
m_2 & : \sqrt{\Delta m_{\odot}^2} \qquad m_2 : \sqrt{\Delta m_{atm}^2} + \frac{1}{2} \frac{\Delta m_{\odot}^2}{\sqrt{\Delta m_{atm}^2}} \\
m_3 & : \sqrt{\Delta m_{atm}^2} \qquad m_3 : 0 \\
\underline{\text{Type C}} & \\
m_1 & : m_{\nu} \\
m_2 & : m_{\nu} + \frac{1}{2} \frac{\Delta m_{\odot}^2}{m_{\nu}} \\
m_3 & : m_{\nu} + \frac{1}{2} \frac{\Delta m_{atm}^2}{m_{\nu}} \quad ,
\end{array} \tag{7}$$

in each type, respectively. Where m_{ν} in Type C is the scale of the degenerated neutrino masses.

Table 1 shows the flavor mixing angles in the lepton sector. The mixing angle between the 2nd and the 3rd generations is almost maximal mixing from the atmospheric neutrino experiments. There are three candidates [†] of solutions for solar neutrino problems. Recent super-kamiokande data of day/night effects implies the LMA solution are most favorable solution [3]. We use the center values of the mixing angles θ_{12} and θ_{23} ,

[†] Since there are no differences between the three solutions LOW, VO and Just So, we consider them together VAC solution.

$$\begin{aligned}\Delta m_{atm}^2 &= 3.2 \times 10^{-3} \text{ eV}^2, & \Delta m_{\odot}^2 &= 4.5 \times 10^{-5} \text{ eV}^2, \\ \sin^2 2\theta_{atm} &= 1.0, & \tan^2 \theta_{\odot} &= 4.1 \times 10^{-1},\end{aligned}$$

in the following numerical analyses. The rest of the mixing angle, θ_{13} , is not measured as the deficit value, the upper bound is given as,

$$\sin^2 2\theta_{13} < 0.1,$$

from the CHOOZ experiments[13].

In the zeroth order approximations, $\cos \theta_{12} = \cos \theta_{23} = 1/\sqrt{2}$ and $\sin \theta_{13} = 0$, we can obtain the zeroth order form of the MNS matrix[‡] as,

$$V^{(0)} = \begin{pmatrix} \frac{1}{\sqrt{2}} & \frac{1}{\sqrt{2}} & 0 \\ -\frac{1}{2} & \frac{1}{2} & \frac{1}{\sqrt{2}} \\ \frac{1}{2} & -\frac{1}{2} & \frac{1}{\sqrt{2}} \end{pmatrix}. \quad (8)$$

The neutrino mass matrix M_{ν} is determined by U and M_{ν}^{diag} from Eqs.(4)~(6). The zeroth order form of the neutrino mass matrix is determined by the approximated MNS matrix, V , according to the patterns of neutrino mass hierarchy, Types A~C. In Ref.[11], the zeroth order forms of neutrino mass matrices are shown when Majorana CP phases are 0 or π , which are shown in Table 2. These mass matrices are useful for the first approximations of estimating the probability of $0\nu\beta\beta$. We use continuous values of Majorana CP phases in the following analyses.

3 Neutrino mass hierarchies and $0\nu\beta\beta$ decay

Now we are in a position of discussing the relations between the neutrino mass hierarchy patterns and the magnitude of $0\nu\beta\beta$ decay. The effective neutrino mass $\langle m \rangle$, which shows the magnitude of $0\nu\beta\beta$ decay in Eq.(1) is defined by

$$\langle m \rangle = \left| \sum_{i=1}^3 U_{ei}^2 m_i \right| = \left| \sum_{i=1}^3 U_{ei} m_i U_{ie}^T \right| = |V_{e1}^2 m_1 e^{i\phi_1} + V_{e2}^2 m_2 e^{i\phi_2} + V_{e3}^2 m_3|, \quad (9)$$

where i denotes the label of the mass eigenstate ($i = 1, 2, 3$). What pattern of neutrino mass hierarchy can induce the sizeable amount of $0\nu\beta\beta$ decay amplitude in Eq.(1)? In the

[‡] The deviation from this zeroth order approximation is important. As will be shown in the next section, the tiny difference between the maximal and the LMA angle causes the sensitive effects to the mass neutrino matrix.

approximation in the previous section, the value of $\langle m \rangle$ is equal to that of (1, 1) component of \widetilde{M}_ν . Thus, Table 2 suggests that the forms of the neutrino mass matrix should be B2 or C0 or C3, in order to obtain the suitable large magnitude of (1, 1) component. However, it is too naive estimation. We will estimate the magnitude of $\langle m \rangle$ more accurately, which patterns of neutrino mass hierarchies are really consistent with $0\nu\beta\beta$ decay data in Eq.(1) within the fluctuations of physical parameters of a tiny value of $|U_{e3}| (= \sin \theta_{13})$, CKM-like phase δ and Majorana phases $\phi_{1,2}$. We will show the analyses according to the neutrino mass hierarchy patterns, Type A~C in the base of Majorana CP phases.

3.1 Type A

Equation (9) suggests the largest value of $\langle m \rangle$ is given by ,

$$\langle m \rangle_{\text{MAX}} = |V_{e1}|^2 m_1 + |V_{e2}|^2 m_2 + |V_{e3}|^2 m_3 . \quad (10)$$

In the Type A mass hierarchy, the main contribution to $\langle m \rangle$ is 2nd term or 3rd term of Eq.(10) depending on the magnitude of V_{e3} . However, both terms induce $\mathcal{O}(10^{-3})$ eV contribution to the value of $\langle m \rangle$ within the fluctuations of physical parameters, V_{e3} . Even if m_1 in Eq.(10) is lifted as $m_1 \sim \sqrt{\Delta m_\odot^2} \leq m_2$, the magnitude of $\langle m \rangle$ is still less than of $\mathcal{O}(10^{-2})$ eV. These magnitudes are too small to explain the recent $0\nu\beta\beta$ decay experiments in Eq.(1). Thus we can conclude that the Type A neutrino mass hierarchy pattern can not explain the $0\nu\beta\beta$ results in Eq.(1).

3.2 Type B

Next, let us see the case of Type B. When Majorana CP phases take the specific values of 0 or π , Type B is divided into two cases B1 and B2, which are shown in Table 2.

$$(\tilde{m}_1, \tilde{m}_2, \tilde{m}_3) = \begin{cases} \sqrt{\Delta m_{atm}^2}(1, -1, 0) & (\phi_1, \phi_2) = (0, \pi) & \text{(TypeB1)} \\ \sqrt{\Delta m_{atm}^2}(1, 1, 0) & (\phi_1, \phi_2) = (0, 0) & \text{(TypeB2)} \end{cases}$$

Where mass eigenvalues show the zeroth order values. The sign of m_1 is the opposite (same) as that of m_2 in Type B1 (B2). Table 2 shows that B2 induces $\langle m \rangle = \mathcal{O}(\sqrt{\Delta m_{atm}^2})$, while that of B1 does not in the zeroth order. Thus we can expect the sizeable amplitude of $0\nu\beta\beta$ decay in B2, not B1. Since the Majorana phases, $\phi_{1,2}$, connect B1 and B2 continuously, we estimate the value of $\langle m \rangle$ with nontrivial Majorana phases, and see also the effects of other small quantities such as U_{e3} .

At first, we estimate the effect of the tiny difference of LMA mixing angle θ_\odot from the maximal mixing between the 1st and the 2nd generations. The recent oscillation

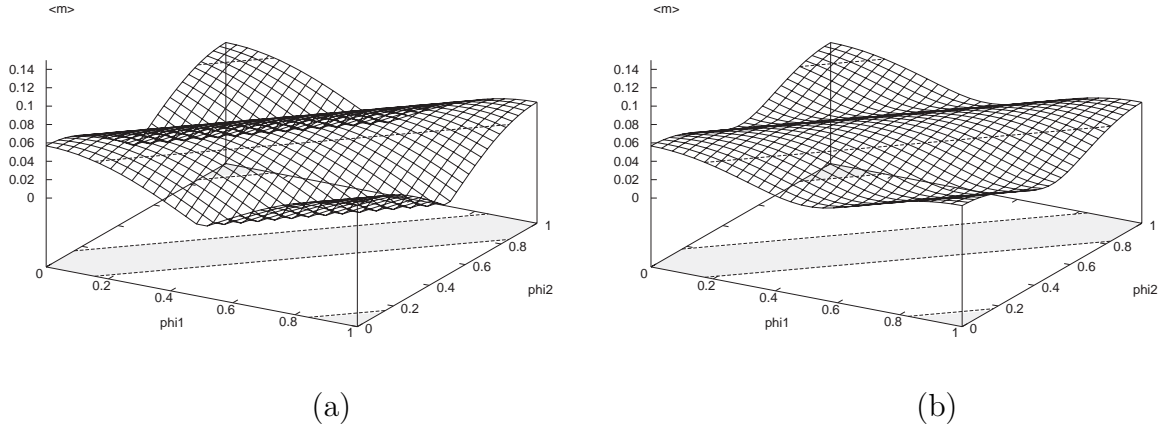


Figure 1: The values of $\langle m \rangle$ with the 1-2 maximal mixing, $\tan \theta_\odot = 0$, in (a), and the LMA center value, $\tan \theta_\odot = 2.6 \times 10^{-1}$, in (b). Other values are taken as the zeroth order values as $U_{e3} = 0$ and $\theta_{atm} = \pi/4$. Majorana phases $\phi_{1,2}$ are normalized by 2π , and the lines $\phi_1 - \phi_2 = n + 1/2$ ($\phi_1 - \phi_2 = n$) correspond to Type B1 (B2) where $n = 0, \pm 1, \pm 2 \dots$. The region of the large value of $\langle m \rangle$ satisfying Eq.(1) is shown as the grayed down region.

experiments show the LMA solution disfavor the complete maximal mixing. Figure 1 shows the values of $\langle m \rangle$ with the 1-2 maximal mixing, $\tan \theta_\odot = 0$ in (a), and the LMA center value, $\tan \theta_\odot = 2.6 \times 10^{-1}$, in (b). Other values are taken as $U_{e3} = 0$ and $\theta_{atm} = \pi/4$. The lines where $\phi_1 - \phi_2 = (2n + 1)\pi$ ($\phi_1 - \phi_2 = 2n\pi$) correspond to Type B1 (B2) where $n = 0, \pm 1, \pm 2 \dots$. Only one degree of freedom, $\phi_1 - \phi_2$, is physical since $m_3 = 0$ in Type B (see Eq.(6)). The region of the large value of $\langle m \rangle$ satisfying Eq.(1) is shown as the grayed down region. Apparently only the region around B2 can satisfy Eq.(1). The wide region include B1 does not satisfy Eq.(1). Figure 1 shows that Majorana phases connect B1 and B2 continuously. Comparing to (b) with (a) in Fig.1, we find that the small change from the maximal mixing, makes an allowed region, where the value $\langle m \rangle$ is larger than 0.05 eV, be spreaded. Especially for the values of $\langle m \rangle$, although they are almost zero in the region around Type B2 in (a), they become significantly enhanced in the same region in (b). This means that the tiny deviation of θ_\odot from the zeroth order classification of neutrino mass matrices, in Table 2, is important. It is because the accidental cancellation between U_{e1} and U_{e2} induced from two maximal mixings, $\theta_\odot = \theta_{atm} = \pi/4$, in (a) is forbidden in (b). In the following analyses we use the $\theta_\odot = 2.6 \times 10^{-1}$ as LMA angle, not maximal mixing.

Next, we see the effect of U_{e3} in Type B. In general the change of U_{e3} induces the changes of U_{e1} and U_{e2} , which causes the deviation of $\langle m \rangle$ in Eq.(9). Since we only know the upper bound of $|U_{e3}|$ as, $|U_{e3}| < 0.16$, we compare the cases of $|U_{e3}| = 0$ in Fig.2 (a), and $|U_{e3}| = 0.1$ in Fig.2 (b). The value of $\langle m \rangle$ becomes small as the magnitude of U_{e3}

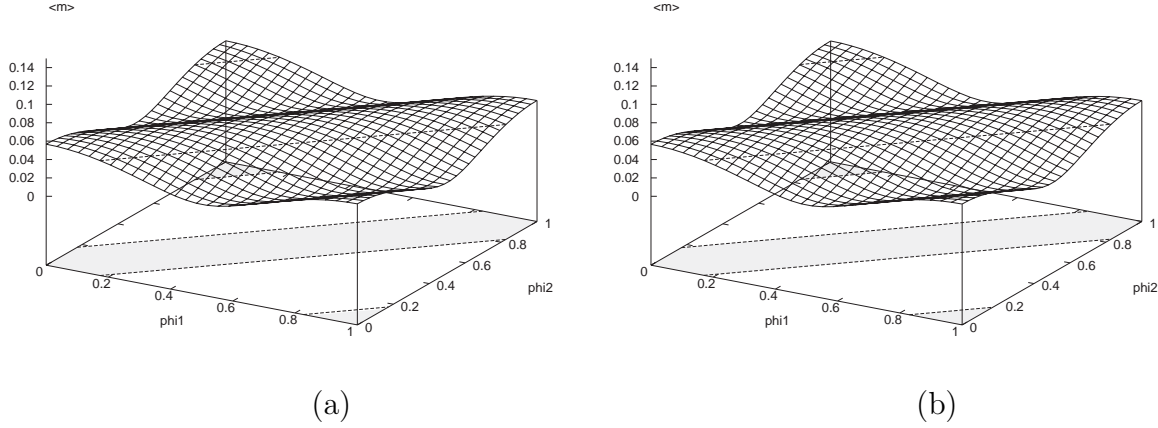


Figure 2: The values of $\langle m \rangle$ with $|U_{e3}| = 0$ (a) and $|U_{e3}| = 0.1$ (b). Other parameters are set as $\tan \theta_{\odot} = 2.6 \times 10^{-1}$ and $\theta_{atm} = \pi/4$. Majorana phases ϕ_1 and ϕ_2 are normalized by 2π .

becomes large. However, this effect is negligibly small shown in Fig.2 (a) and (b). So the effect of the magnitude of U_{e3} to $\langle m \rangle$ is negligible. The crucial point of this result comes from $m_3 \simeq 0$ in Eq.(9). In the case of non-zero value of U_{e3} , CP phase δ is physical, but this effect is also negligible.

We also estimate the effect of the deviation from $m_3 = 0$. Since m_3 should be much smaller than the value of $|m_1| \simeq 5.6 \times 10^{-2}$ eV in Type B, we take $m_3 = 0.1 \times m_1$. We find that this effect is also negligible.

As shown above, the values of $\langle m \rangle$ cannot be larger than 0.06 eV in any parameter sets in Type B. The region where $\langle m \rangle > 0.05$ eV only exists just around B2. This magnitude of $\langle m \rangle$ is just edge of the allowed region of experimental value of 95% c.l. in Eq.(1), and far from the best fit value, 0.4 eV. The improvement of experiments might dispose the possibility of type B in the near future.

3.3 Type C

The neutrino masses are degenerate in Type C, and we set the value of the degenerate mass as m_{ν} . In Ref.[11], Type C mass hierarchy is classified to four subgroups, C0, C1, C2 and C3, by relative signs m_1 , m_2 and m_3 .

$$(\tilde{m}_1, \tilde{m}_2, \tilde{m}_3) = \begin{cases} m_{\nu} \begin{pmatrix} 1, & 1, & 1 \end{pmatrix} & (\phi_1, \phi_2) = (0, 0) & \text{(Type C0)} \\ m_{\nu} \begin{pmatrix} -1, & 1, & 1 \end{pmatrix} & (\phi_1, \phi_2) = (0, \pi) & \text{(Type C1)} \\ m_{\nu} \begin{pmatrix} 1, & -1, & 1 \end{pmatrix} & (\phi_1, \phi_2) = (\pi, 0) & \text{(Type C2)} \\ m_{\nu} \begin{pmatrix} -1, & -1, & 1 \end{pmatrix} & (\phi_1, \phi_2) = (\pi, \pi) & \text{(Type C3)} \end{cases}$$

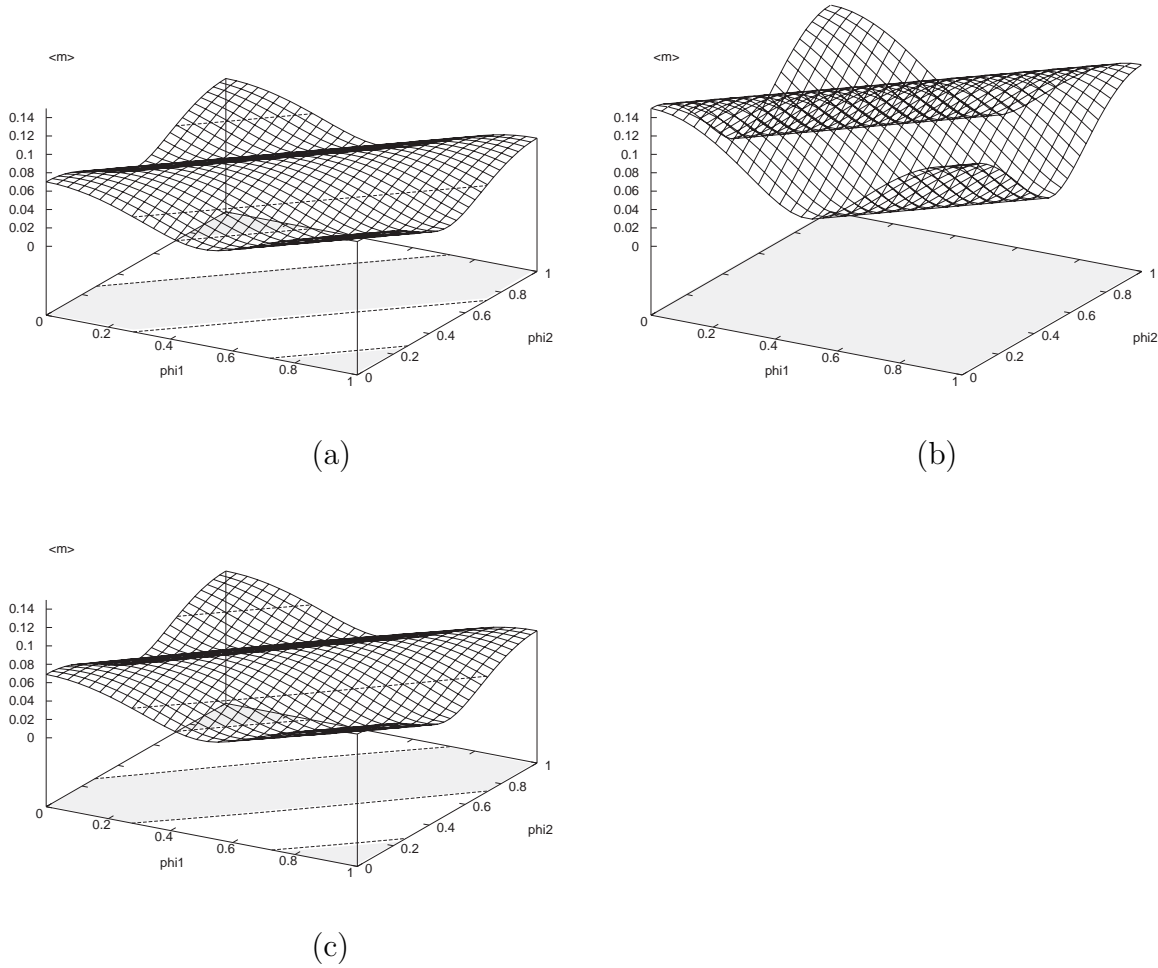


Figure 3: The values of $\langle m \rangle$ in Type C. Each graph shows (a): $m_\nu = 0.07$ eV, $U_{e3} = 0$, (b): $m_\nu = 0.15$ eV, $U_{e3} = 0$ and (c): $m_\nu = 0.07$ eV, $|U_{e3}| = 0.1$, $\delta = \pi/2$. Other parameters are set as $\tan \theta_\odot = 2.6 \times 10^{-1}$ and $\theta_{atm} = \pi/4$. Majorana phases $\phi_{1,2}$ are normalized by 2π .

Seeing the zeroth order neutrino mass matrices in Table 2, we suppose naively only Type C0 and C3 might explain $0\nu\beta\beta$ decay experiments because the (1,1) element of mass matrix is of $\mathcal{O}(m_\nu)$. Can Type C1 and C2 not really explain Eq.(1)?

In Fig.3 (a) and Fig.3 (b), the values of $\langle m \rangle$ are shown in the case of $m_\nu = 0.07$ eV and $m_\nu = 0.15$ eV, respectively. Where we take $U_{e3} = 0$. It is worth noting that the values of $\langle m \rangle$ strongly depend on the value of m_ν . In the case of $m_\nu = 0.15$ eV in Fig.3 (b), any values of $\phi_{1,2}$ can explain the $0\nu\beta\beta$ decay in Eq.(1). The suitably large value of $\langle m \rangle$ satisfying Eq.(1) can be obtained in Type C1 and C2, although zeroth order forms of neutrino mass matrices in Table 2 show tiny (1,1) elements in Type C1 and C2. This is simply because that θ_\odot deviates from the maximal mixing tiny and that all elements, of course including the (1,1) component, become large as m_ν becomes large. Thus the suitable large $\langle m \rangle$ can be obtained even if the (1,1) component is of order zero in the

zeroth order approximation in Table 2.

As for the effects of $|U_{e3}|$ and CP phase δ , they should induce the sensitive effects to the magnitude of $\langle m \rangle$ in Type C, because the value of m_3 is large comparing to Type B. We show the case of CP phase $\delta = \pi/2$ (Fig.3 (c)), where we take $|U_{e3}| = 0.10$ and $m_\nu = 0.07$ eV. From Figs.3 (a) and (c), we find that the region around $(\phi_1, \phi_2) = (\pi, \pi)$ receives the sensitive effects from $|U_{e3}|$ and δ , but they are not so large. We also estimate the effects in the case of $\delta = 0$, but we find that this effect is negligible.

As shown above, the main contribution which lifts the value of $\langle m \rangle$ exists in m_ν in Type C. Thus we can conclude that the suitably large m_ν makes the value of $\langle m \rangle$ be large enough to satisfy Eq.(1) in any values of Majorana phases ϕ_1 and ϕ_2 in Type C.

4 Conclusion

A recent paper[8] announces the evidence of $0\nu\beta\beta$ decay, and the value of $\langle m \rangle$ is large as Eq.(1). In this paper, we have estimated the value of $\langle m \rangle$ according to the neutrino mass hierarchy patterns, Type A, B and C. We have searched which mass hierarchy is consistent with the recent $0\nu\beta\beta$ decay experiments. We have also analyzed the deviation from the zeroth order forms of neutrino mass matrices with the fluctuations of small physical parameters in the base of the Majorana CP phases.

The results are the followings. Type A cannot explain the $0\nu\beta\beta$ results in Eq.(1). In Type B, the region where $\langle m \rangle > 0.05$ eV exists around B2 in the parameter space of Majorana CP phases. In Type C, the suitably large m_ν makes the value of $\langle m \rangle$ be large enough to satisfy Eq.(1) in any values of Majorana phases ϕ_1 and ϕ_2 , contrary to the zeroth order estimations. The effects of $|U_{e3}|$ and δ are not be significant in all types of neutrino mass hierarchies.

Acknowledgment

We would like to thank M. Tanimoto for letting authors know the papaer of neutrino-less double β . This work is supported in part by the Grant-in-Aid for Science Research, Ministry of Education, Science and Culture, Japan (No. 12740146).

References

- [1] Y. Fukuda *et al.* [Kamiokande Collaboration], Phys. Rev. Lett. **77** (1996) 1683.
- [2] Y. Fukuda *et al.* [Kamiokande Collaboration], Phys. Lett. B **335** (1994) 237;
Y. Fukuda *et al.* [Super-Kamiokande Collaboration], Phys. Rev. Lett. **81** (1998) 1562;

- T. Kajita [Super-Kamiokande Collaboration], in *Neutrino Physics and Astrophysics*, Proceedings of the XVIIIth International Conference on Neutrino Physics and Astrophysics (Neutrino '98), June 4-9, 1998, Takayama, Japan, edited by Y. Suzuki and Y. Totsuka, (Elsevier Science B.V., Amsterdam, 1999) page 123; Nucl. Phys. Proc. Suppl. **77**, 123 (1999).
- [3] Y. Fukuda *et al.* [Super-Kamiokande Collaboration],
 Phys. Rev. Lett. **81** (1998) 1158; Erratum-ibid. **81** (1998) 4279;
 Phys. Rev. Lett. **82** (1999) 2430;
 Phys. Rev. Lett. **82** (1999) 1810.
- [4] Q. R. Ahmad *et al.* [SNO Collaboration], Phys. Rev. Lett. **87**, 071301 (2001).
- [5] K. Lande *et al.*, Astrophys. J. **496** (1998) 505.
- [6] V. N. Gavrin [SAGE Collaboration], Nucl. Phys. Proc. Suppl. **91** (2001) 36;
 E. Bellotti, Nucl. Phys. Proc. Suppl. **91** (2001) 44.
- [7] V. D. Barger, D. Marfatia and K. Whisnant, Phys. Rev. Lett. **88**, 011302 (2002);
 G. L. Fogli, E. Lisi, D. Montanino and A. Palazzo, Phys. Rev. D **64**, 093007 (2001);
 J. N. Bahcall, M. C. Gonzalez-Garcia and C. Pena-Garay, JHEP **0108**, 014 (2001);
 A. Bandyopadhyay, S. Choubey, S. Goswami and K. Kar, Phys. Lett. B **519**, 83 (2001).
- [8] H. V. Klapdor-Kleingrothaus, A. Dietz, H. L. Harney and I. V. Krivosheina, Mod. Phys. Lett. A **16**, 2409 (2002)
- [9] V. Barger, S. L. Glashow, D. Marfatia and K. Whisnant, arXiv:hep-ph/0201262.
- [10] T. Yanagida, “*Horizontal Symmetry And Masses Of Neutrinos*”, Prog. Theor. Phys. **64** (1980) 1103, and in Proceedings of the “*Workshop on the Unified Theory and the Baryon Number in the Universe*”, Tsukuba, Japan, Feb 13-14, 1979, Eds. O. Sawada and A. Sugamoto, KEK report KEK-79-18, p. 95;
 M. Gell-Mann, P. Ramond and R. Slansky, in “*Supergravity*” (North-Holland, Amsterdam, 1979) eds. D.Z. Freedman and P. van Nieuwenhuizen, Print-80-0576 (CERN).
 Phys. Lett. B **161** (1985) 141.
- [11] G. Altarelli and F. Feruglio, Phys. Rept. **320**, 295 (1999).
- [12] Z. Maki, M. Nakagawa, and S. Sakata, Prog. Theor. Phys. **28** (1962) 870.
- [13] M. Apollonio *et al.* [CHOOZ Collaboration], Phys. Lett. B **466**, 415 (1999)

	\widetilde{M}_ν	Neutrino mass matrix
A	$diag.(0, 0, 1)$	$\begin{bmatrix} 0 & 0 & 0 \\ 0 & 1/2 & 1/2 \\ 0 & 1/2 & 1/2 \end{bmatrix}$
B1	$diag.(1, -1, 0)$	$\begin{bmatrix} 0 & -1/\sqrt{2} & 1/\sqrt{2} \\ -1/\sqrt{2} & 0 & 0 \\ 1/\sqrt{2} & 0 & 0 \end{bmatrix}$
B2	$diag.(1, 1, 0)$	$\begin{bmatrix} 1 & 0 & 0 \\ 0 & 1/2 & -1/2 \\ 0 & -1/2 & 1/2 \end{bmatrix}$

C0	$diag.(1, 1, 1)$	$\begin{bmatrix} 1 & 0 & 0 \\ 0 & 1 & 0 \\ 0 & 0 & 1 \end{bmatrix}$
C1	$diag.(-1, 1, 1)$	$\begin{bmatrix} 0 & 1/\sqrt{2} & -1/\sqrt{2} \\ 1/\sqrt{2} & 1/2 & 1/2 \\ -1/\sqrt{2} & 1/2 & -1/2 \end{bmatrix}$
C2	$diag.(1, -1, 1)$	$\begin{bmatrix} 0 & -1/\sqrt{2} & 1/\sqrt{2} \\ -1/\sqrt{2} & 1/2 & 1/2 \\ 1/\sqrt{2} & 1/2 & 1/2 \end{bmatrix}$
C3	$diag.(-1, -1, 1)$	$\begin{bmatrix} -1 & 0 & 0 \\ 0 & 0 & 1 \\ 0 & 1 & 0 \end{bmatrix}$

Table 2: The zeroth order neutrino mass matrices. In Type A and B, the eigenvalues of \widetilde{M}_ν and the neutrino mass matrices are normalized by $\sqrt{\Delta m_{atm}^2}$. In Type C, they are normalized by m_ν .