

Compressible bag model and deconfinement transition

Shigenori KAGIYAMA^{1*}, Shunichiro KUMAMOTO^{1†}, Akira MINAKA^{2‡},
 Akihiro NAKAMURA^{1§}, Kazunari OHKURA^{1¶} and Shogo YAMAGUCHI^{1||}

¹ *Department of Physics, Faculty of Science, Kagoshima University,
 Kagoshima 890-0065, Japan*

² *Department of Physics, Faculty of Education, Kagoshima University,
 Kagoshima 890-0065, Japan*

Abstract

Deconfinement transition from hadron phase to quark-gluon plasma phase is investigated by two types of equation of hadron state, namely ideal hadron gas model and the compressible bag model. It is pointed out the ideal gas model suffers from a difficulty that hadron phase appears in high temperature and/or high density region besides in low temperature and low density region. On the other hand, it is shown that the compressible bag model gives an expected and reasonable phase diagram.

*e-mail: kagiyama@sci.kagoshima-u.ac.jp

†e-mail: kumamoto@cosmos01.cla.kagoshima-u.ac.jp

‡e-mail: minaka@edu.kagoshima-u.ac.jp

§e-mail: nakamura@sci.kagoshima-u.ac.jp

¶e-mail: ohkura@cosmos01.cla.kagoshima-u.ac.jp

||e-mail: yamaguchi@cosmos01.cla.kagoshima-u.ac.jp

1 Introduction

People believe that quark-gluon plasma (QGP) is realized at high temperature and/or high density, due to asymptotic freedom of QCD. Indeed, not a few of the experimental results upto CERN SPS incident energies suggest the existence of the QGP phase [1], and the recent experiment at BNL RHIC may give us cleaner and richer signals [2].

The purpose of the present paper is to investigate the deconfinement transition using an equation of hadron state on the basis of the compressible bag model [3, 4]. As for an equation of QGP state MIT bag model is employed.

A logical line to motivate the compressible bag model is as follows. When a simple ideal gas of nucleons is used for the equation of hadron state and MIT bag model is used for the equation of QGP state, hadron phase appears at high density and at zero temperature (see, e.g. [5]). This is because

$$p_h^0/p_q^0 \rightarrow 27 \quad \text{as} \quad \mu_B \rightarrow \infty, \quad (T = 0) \quad (1.1)$$

where p_h^0 and p_q^0 denote pressures of ideal nucleon phase and (ideal) quark phase, respectively, and μ_B is baryochemical potential. To circumvent this difficulty, volume exclusion effects of hadrons of van der Waals type were taken into account (see, e.g. [5, 6], see also [7]). However, the treatments in [5, 6, 7] are thermodynamically inconsistent [8], for example, $n \neq (\partial p / \partial \mu)_T$, $s \neq (\partial p / \partial T)_\mu$. Although the formulation in [8] is thermodynamically consistent, it has still a difficulty that pressure diverges as $n \rightarrow 1/v_0$, where n is number density and v_0 is fixed hadron volume, and acausality emerges (there is no relativistic rigid body) as the authors themselves pointed out. Thus we were led to 'soft core' model, that is the compressible bag model.

In addition to the difficulty that hadron phase appears at high density and at zero temperature, an equation of simple ideal gas of hadrons again suffers from the same difficulty at another region, that is, at high temperature and zero baryon number density [9]. The argument in [9] is simple. At $\mu_B = 0$ and in high temperature region, the pressure p_q of QGP phase and the pressure p_h of hadron phase are given by

$$p_q = g_q(1/90\pi^2)T^4 - B, \quad p_h = g_h(1/90\pi^2)T^4, \quad (1.2)$$

where g_q and g_h are the degeneracy factors in each phase and B is a bag constant. When we consider a mixed gas of lower lying nonstrange hadrons, that is, π , ρ , N and Δ , the degeneracy factor g_h becomes $3+9+(7/4)(4+16) = 47$ and it exceeds $g_q = 2 \cdot 8 + (7/4)4 \cdot 3 = 37$. Thus hadron phase appears again. In the compressible bag model, however, the effective degeneracy factor of hadron phase is greatly reduced so that QGP phase is realized at high temperature even if infinitely many nonstrange mesons are taken into account [10].

While in [10] a model for a level density is employed from [11], real levels of hadrons are utilized instead in the present paper. In this paper, we consider the following simple two phase models;

- model I: Hadron phase consists of $N\bar{N}\pi$ system while QGP phase consists of nonstrange quarks, their anti-quarks and gluons.
- model II: Hadron phase consists of a system of 102 species of hadrons of which masses are less than 10.6 GeV, except for hadrons with top quark [12]. QGP phase consists of u-, d-, s-, c-, b-quarks and their anti-quarks and gluons.

The outline of this paper is as follows. In the next section, phase transitions between hadron phase and QGP phase are investigated on the basis of a model of free point-like hadrons. There, pointed out is a difficulty that hadron phase appears in high density and/or high temperature region. The difficulty is expected to disappear in the compressible bag model. In section three, the equation of state in the compressible bag model is briefly reviewed on the basis of the results of [4, 10]. And it is shown that QGP phase is realized in high density and/or high temperature region, namely the difficulty is removed in the compressible bag model. Final section is devoted to summary and discussion.

2 A difficulty in deconfinement transitions for models of free point-like hadrons

In this section, we assume that hadrons, quarks, and gluons are all free point-like objects and discuss the phase transitions between hadron phase and QGP phase. For this purpose, we present expressions of pressures of free point-like particles in order to establish notations in the first subsection. On the basis of these expressions, deconfinement transitions are discussed and a difficulty is pointed out in the second subsection.

2.1 Pressures for hadron gas and QGP

Total pressure p of a mixed gas of N -species of free point-like particles is given by

$$p(T, \mu_B) = \sum_{n=1}^N p_n(T, \mu_n), \quad (2.1)$$

where T (μ_B) is the temperature (baryochemical potential) of the gas and p_n (μ_n) is the pressure (baryochemical potential) of the n -th species of particles. The pressure p_n is given

by

$$p_n = \eta_n g_n T \int \frac{d^3 \mathbf{k}}{(2\pi)^3} \log \left[1 + \eta_n \exp \left(-\frac{E_n - \mu_n}{T} \right) \right], \quad (2.2)$$

$$E_n = \sqrt{\mathbf{k}^2 + m_n^2}, \quad (2.3)$$

$$\mu_n = a_n \mu_B, \quad (2.4)$$

where η_n is a statistical factor that takes the value -1 for bosons and $+1$ for fermions, respectively. The quantities g_n , a_n , and m_n denote the degeneracy factor, the baryon number, and the mass of the n -th species of particles, respectively.

In low temperature region, p_n is expanded as follows;

$$p_n = \frac{g_n}{24\pi^2} \left[\mu_n k_{nf}^3 - \frac{3}{2} m_n^2 \mu_n k_{nf} + \frac{3}{2} m_n^4 \log \left(\frac{\mu_n + k_{nf}}{m_n} \right) \right] + \frac{g_n}{12} \mu_n k_{nf} T^2 + \frac{7\pi^2 g_n}{720} \left[\frac{3\mu_n}{k_{nf}} - \left(\frac{\mu_n}{k_{nf}} \right)^3 \right] T^4, \quad (2.5)$$

$$k_{nf} = \sqrt{\mu_n^2 - m_n^2}, \quad (2.6)$$

when the n -th species of particles are fermions. In the above k_{nf} is a fermi momentum. Eq. (2.5) is applicable for $\mu_n > m_n$. Otherwise the pressure p_n vanishes identically.

Now let us present expressions for pressures of hadrons and QGP. As for total pressure p_h of a mixed gas of N -species of free point-like hadrons, it is given by

$$p_h(T, \mu_B) = \sum_{i=1}^N p_{h_i}(T, \mu_i), \quad (2.7)$$

where p_{h_i} follows (2.2)~(2.6). In the followings we consider two cases for hadronic systems; that is, the model I and the model II which are defined in the introduction.

On the other hand, total pressure of QGP p_q is given by

$$p_q(T, \mu_B) = \sum_{j=1}^{N'} p_{q_j}(T, \mu_j) - B, \quad (2.8)$$

in the bag model. Here p_{q_j} follows (2.2)~(2.6) and B is a bag constant. The index j denotes the species of particles, and we consider two cases, the model I and the model II.

2.2 Phase transitions

Given the expressions of pressures of hadron phase and QGP phase, we can consider phase transitions between them. Critical points are determined by the following Gibbs condition;

$$p_h(T, \mu_B) = p_q(T, \mu_B). \quad (2.9)$$

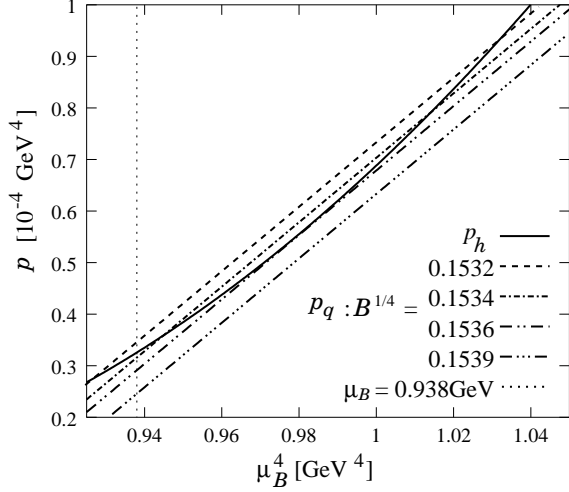


Fig. 1: p_h and p_q as functions of μ_B^4 for the model I ($T = 0$). The unit of $B^{1/4}$ is GeV.

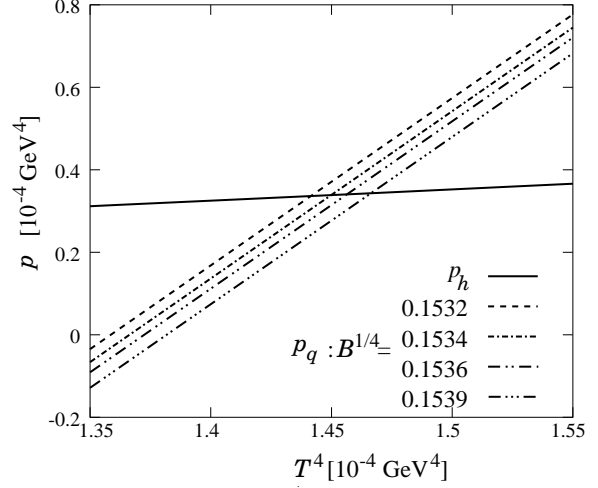


Fig. 2: p_h and p_q as functions of T^4 for the model I ($\mu_B = 0$). The unit of $B^{1/4}$ is GeV.

In Fig. 1, p_h and p_q are plotted as functions of μ_B^4 , where T is fixed to zero. In Fig. 2, they are plotted as functions of T^4 , where μ_B is fixed to zero. In both figures, calculations are performed for the model I. As shown in Fig. 1, there is no critical point for $B^{1/4} > 0.1536$ GeV. For $B^{1/4} = 0.1536$ GeV, there is one critical point. For $0.1534 \text{ GeV} \leq B^{1/4} < 0.1536$ GeV, there are two critical points. For $B^{1/4} < 0.1534$ GeV, there is one critical point since p_h vanishes for $\mu_B < m_N$ and unphysical is an apparent critical point in the region $\mu_B < m_N$, where m_N is nucleon mass. Therefore, at $T = 0$, hadron phase appears at higher densities even if deconfinement transitions take place at lower densities. This is a difficulty, although, at $\mu_B = 0$, deconfinement transition takes place as expected for whole T region as shown in Fig. 2.

The reason for this difficulty is as follows. In higher density region of $\mu_B \gg m_N$, masses are negligible so that pressures p_h and p_q are approximated as

$$p_h \approx g_h \mu_B^4, \quad (2.10)$$

$$p_q \approx g_q \mu_q^4, \quad (2.11)$$

where g_h (g_q) is a statistical degree of freedom of hadrons (QGP). Since $\mu_q = (1/3)\mu_B$, (2.11) reads

$$p_q \approx \frac{g_q}{81} \mu_B^4. \quad (2.12)$$

Then p_h becomes large faster than p_q as μ_B increases, since an effective statistical degree of freedom of QGP is greatly reduced. In other words, hadrons get a share of energy three times larger than QGP, when μ_B increases, so that p_h becomes larger than p_q . As a consequence hadron phase appears in high density region.

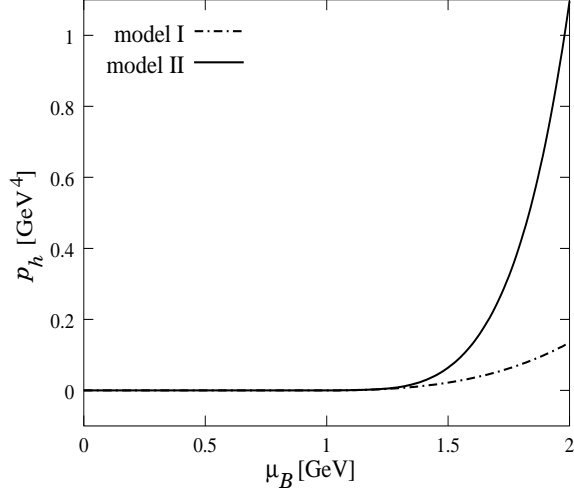


Fig. 3: p_h as functions of μ for the model I and the model II ($T = 0$)

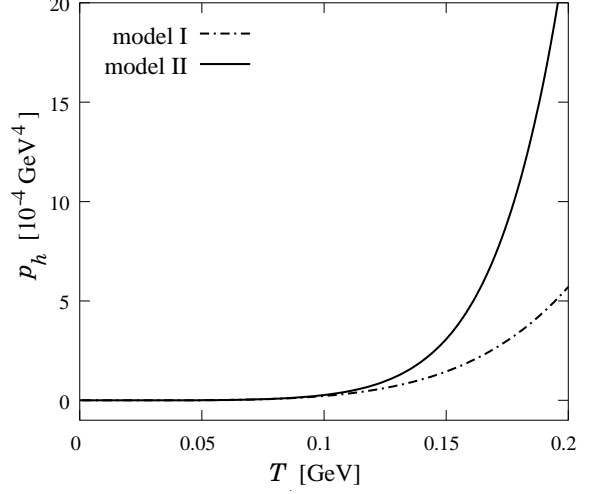


Fig. 4: p_h as functions of T for the model I and the model II ($\mu_B = 0$)

Since the difficulty mentioned above stems from the qualitative nature of the model of hadrons that their statistical degree of freedom is too large, we should consider to modify the model of hadrons. So far we consider the model I at present, the situation will become worse in the model II, since the statistical degree of freedom becomes further large.

In Fig. 3, p_h 's for the model I and the model II are plotted as functions of μ_B , where T is fixed to zero and in Fig. 4, p_h 's for those are plotted as functions of T , where μ_B is fixed to zero. As seen in Fig. 3 (Fig. 4), p_h for the model II becomes considerably larger than p_h for the model I in high density (temperature) region, as expected.

In Fig. 5, p_h and p_q are plotted as functions of μ_B^4 with $T = 0$. In Fig. 6, they are plotted as functions of T^4 with $\mu_B = 0$. In both figures, calculations are performed for the model II. Qualitative features in Fig. 1 and Fig. 5 are the same. However, qualitative features in Fig. 2 and Fig. 6 are different. As shown in Fig. 6, hadron phase appears in high temperature region. The resulting phase diagram for the model I [6] is shown in Fig. 7 and that for the model II is shown in Fig. 8. The situation for the model II has become worse than for the model I. In order to modify this situation, we should replace the model of hadrons with alternative ones. As one of them, we formulate the compressible bag model in the next section.

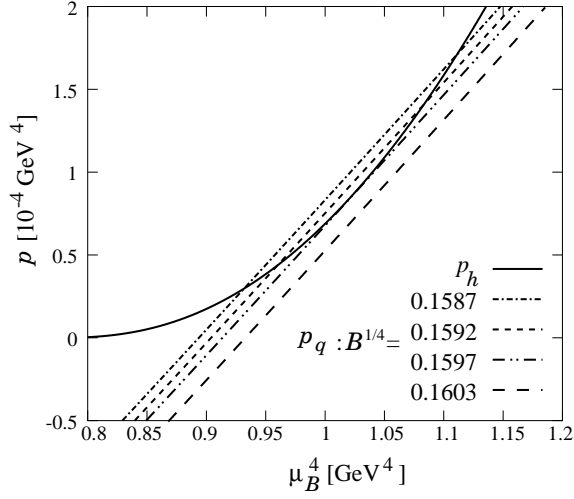


Fig. 5: p_h and p_q as functions of μ_B^4 for the model II ($T = 0$). The unit of $B^{1/4}$ is GeV.

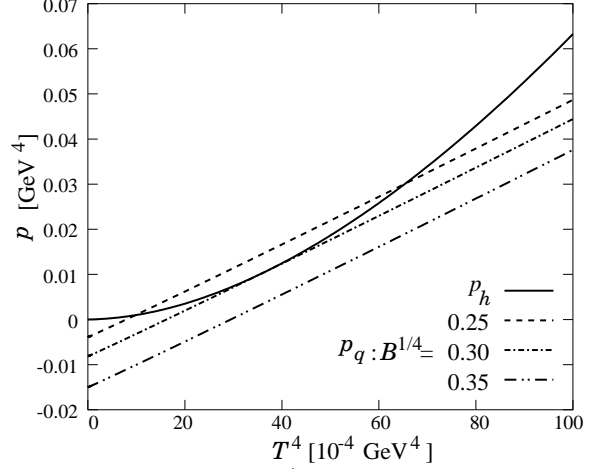


Fig. 6: p_h and p_q as functions of T^4 for the model II ($\mu_B = 0$). The unit of $B^{1/4}$ is GeV.

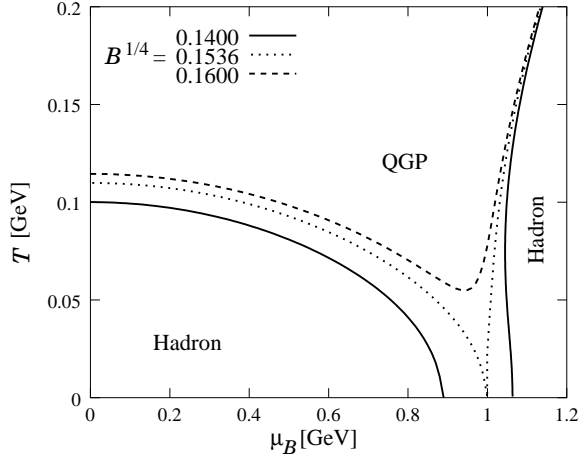


Fig. 7: Phase diagram for the model I. Besides low density and low temperature region, hadron phase appears in high density and low temperature region. The unit of $B^{1/4}$ is GeV.

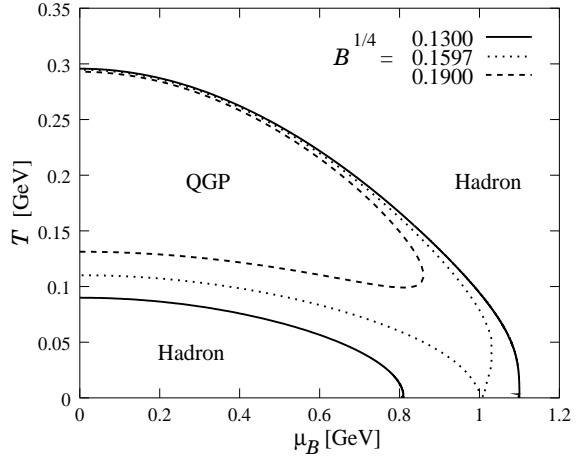


Fig. 8: Phase diagram for the model II. Besides low density and low temperature region, hadron phase appears in high density and high temperature region. QGP phase is realized only in mid density and mid temperature region. The unit of $B^{1/4}$ is GeV.

3 The compressible bag model

First, we briefly summarize the results of [4, 10]. Let us suppose a mixed gas of n -species of hadrons enclosed in volume V at finite temperature T . In the compressible bag model, the free energy function \hat{F} of the gas is given by

$$\hat{F} = \sum_{i=1}^n F_f(N_i, V', T, M_i(v_i)), \quad (3.1)$$

$$V' = V - b \sum_{j=1}^n N_j v_j, \quad (3.2)$$

where N_i is a number of i -th species of hadrons and v_i is its volume and M_i its mass. The constant b is a volume exclusion efficiency parameter. The function F_f is a free energy function of free point-like hadron gas. As for mass function $M_i(v_i)$, we assume that of MIT bag model:

$$M_i(v_i) = A_i v_i^{-1/3} + B v_i, \quad (3.3)$$

where B is bag constant.

Under the approximation that the average of inverse Lorentz factor of i -th species of hadrons equals to unity ($\langle \gamma_i^{-1} \rangle \approx 1$) in the rest frame of the system, basic requirement of the compressible bag model that $\partial \hat{F} / \partial v_i = 0$ and the requirement that the chemical potential of hadron should be, $\mu_i = \partial \hat{F} / \partial N_i = a_i \mu_B$, where a_i is the baryon number of the i -th species of hadrons, determine the pressure p of the system as a function of T and μ_B by the following equation:

$$p = \sum_{i=1}^n \eta_i g_i T \int \frac{d^3 \mathbf{k}}{(2\pi)^3} \log \{1 + \eta_i \exp[-(E_i - \mu'_i(p, m_i))/T]\}, \quad (3.4)$$

$$E_i = \sqrt{\mathbf{k}^2 + M_i(p, m_i)^2},$$

$$M_i(p, m_i) = m_i \left(1 + \frac{3bp}{4B}\right) \left(1 + \frac{bp}{B}\right)^{-3/4}, \quad (3.5)$$

$$\mu'_i(p, m_i) = \mu_i - b v_i p = a_i \mu_B - \frac{b m_i p}{4B} \left(1 + \frac{bp}{B}\right)^{-3/4}, \quad (3.6)$$

where g_i is a degeneracy factor of the i -th species of hadrons and $m_i = 4(A_i/3)^{3/4} B^{1/4}$ is its mass in the vacuum.

Here two comments are in order. First p determined as above depends on b and B only in the combination of b/B since M_i and μ'_i depend on b and B in that combination as seen in (3.5) and (3.6). Second the pressure in the compressible bag model does not become so large in high density and/or high temperature region in contrast to the one in the model

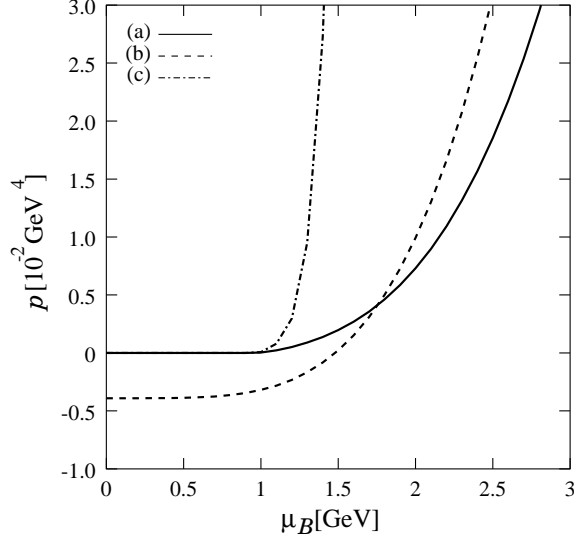


Fig. 9: (a) A solid line shows p_h as a function of μ_B for the compressible bag model. (b) A dashed line shows p_q for QGP phase. (c) A dash-dotted line shows p_h for the free point-like hadron model. All lines are calculated for the model II with $B^{1/4} = 0.25$ GeV and $T = 0$.

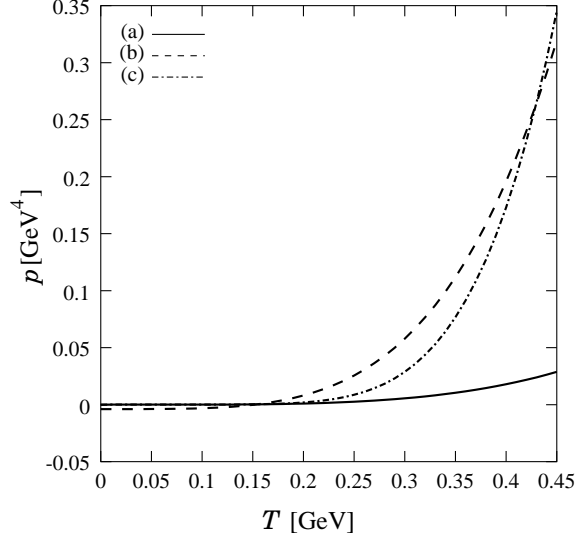


Fig. 10: (a) A solid line shows p_h as a function of T for the compressible bag model. (b) A dashed line shows p_q for QGP phase. (c) A dash-dotted line shows p_h for the free point-like hadron model. All lines are calculated for the model II with $B^{1/4} = 0.25$ GeV and $\mu_B = 0$.

of free point-like hadrons. This is because masses of hadrons become large in high density and/or high temperature region in the compressible bag model so that kinetic energies of hadrons increase rather slowly and the pressure of hadrons do not become so large. Thus the compressible bag model have a chance to evade the difficulty discussed in the previous section. In the following, we assure that the difficulty is indeed removed, by numerical calculations.

In order to do numerical calculations, we have to fix bag constant B and volume exclusion parameter b . The parameter b is determined by the relation

$$bv_N(p=0) = \frac{bm_N}{4B} = \frac{4\pi}{3}(0.82 \text{ fm})^3, \quad (3.7)$$

when the bag constant is given. The value 0.82 fm is the proton charge radius. It should be noted that equations of state for hadron phase are determined uniquely at this stage since the equation of states for hadron phase only depend on b/B . We adopt the following values

$$B^{1/4} = 0.25 \text{ GeV}, \quad b = 5.00. \quad (3.8)$$

Then resulting p_h and p_q are shown as functions of μ_B (T) in Fig. 9 (Fig. 10). We can recognize that the compressible bag model does not suffer from the difficulty that exist for

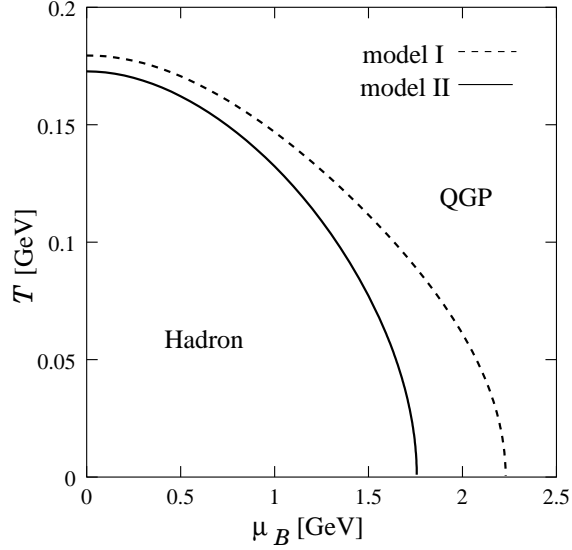


Fig. 11: Phase diagram for the model II (solid line). For comparison, phase diagram is shown for the model I (dashed line). Calculations are done with $B^{1/4} = 0.25$ GeV.

free point-like hadrons. This point is more clearly seen by the phase diagrams shown in Fig. 11 with $B^{1/4} = 0.25$ GeV. Critical temperature T_c and critical baryochemical potential μ_c are given by

$$T_c = 0.179 \text{ GeV}, \quad \mu_c = 2.23 \text{ GeV}, \quad \text{model I} \quad (3.9)$$

$$T_c = 0.173 \text{ GeV}, \quad \mu_c = 1.76 \text{ GeV}. \quad \text{model II} \quad (3.10)$$

4 Summary and discussion

We have examined deconfinement transition for two types of equation of hadron state, free point-like hadron model and the compressible bag model. As for QGP phase we have used the one of MIT bag model. For the equation of states for the free point-like hadrons, it suffers from the difficulty that hadron phase appears in higher temperature and/or higher density region both for the model I and the model II.

On the other hand, for the equation of hadron state in the compressible bag model, it does not show the above difficulty. In the compressible bag model masses of hadrons become large in high density and/or high temperature region, and then kinetic energies and the pressure of hadrons do not become so large. In other words, the effective degeneracy factor is greatly reduced in the compressible bag model.

Another way to evade the above difficulty may be effective Lagrangian approaches such

as [13, 14, 15, 16, 17, 18] that takes into account of short range repulsion as well as long range attraction. An advantage of these approaches is that they can reproduce saturation property of nuclear matter. However, it would not be possible to evade the above difficulty if many hadrons are considered as is done in the model II.

Although we have restricted our attention to simple two phase model, that is hadron phase and QGP phase, other intermediate phases may be possible to exist. For example, there may exist diquark matter (color superconductor phase) [19, 20, 21], kaon condensation phase [22], dibaryon condensation phase [4], multi-quark state phase [23], etc.

Unfortunately, most reliable lattice QCD calculation cannot give definite answers about these questions in high temperature *and* high density region, by the present calculation power [24, 25, 26].

References

- [1] *Proceedings of the International Conference on Ultra-Relativistic Nucleus-Nucleus Collisions* (Quark Matter), Nucl. Phys. A **661** (1999); **638** (1998); **610** (1997).
- [2] Quark Matter 2001, <http://www.rhic.bnl.gov/qm2001/>
- [3] S. Kagiyama, A. Nakamura and T. Omodaka, Z. Phys. C **53**, 163 (1992); *ibid.* **56**, 557 (1992).
- [4] S. Kagiyama, A. Minaka and A. Nakamura, Prog. Theor. Phys. **95**, 793 (1996).
- [5] J. Cleymans, K. Redlich, H. Satz, and E. Suhonen, Z. Phys. C **33**, 151 (1986).
- [6] H. Kouno and F. Takagi, Z. Phys. C **42**, 209 (1989).
- [7] R. Hagedorn and J. Rafelski, Phys. Lett. **97B**, 136 (1980).
- [8] D.H. Rischke, M.I. Gorenstein, H. Stöcker, W. Greiner, Z. Phys. C **51**, 485 (1991).
- [9] S. Kagiyama and A. Nakamura, *XI International Conference on Particle and Nuclei* (PANIC '87), Abstract Book II, 456.
- [10] S. Kagiyama, A. Minaka and A. Nakamura, Prog. Theor. Phys. **89**, 1227 (1993).
- [11] J. I. Kapusta, Phys. Rev. D **23**, 2444 (1981).
- [12] Particle Data Group, Eur. Phys. J. C **19**, 1 (2000).

- [13] J.D. Walecka, Ann. Phys. **83**, 491 (1974).
- [14] S.A. Chin and J.D. Walecka, Phys. Lett. **52B**, 24 (1974).
- [15] J.D. Walecka, Phys. Lett. **59B**, 27 (1975).
- [16] J. Zimanyi and S.A. Moszkowski, Phys. Rev. C **42**, 1416 (1990).
- [17] A. Delfino, C.T. Coelho and R. Malheiro, Phys. Lett. B **345**, 361 (1995); Phys. Rev. C **51**, 2188 (1995).
- [18] R. Malheiro, A. Delfino and C.T. Coelho, Phys. Rev. C **58**, 426 (1998).
- [19] D. Bailin and A. Love, Phys. Rep. **107**, 325 (1984).
- [20] K. Rajagopal, Nucl. Phys. A **642**, 26c (1998); *ibid.* **661**, 150c (1999); E. Shuryak, *ibid.* **642**, 14c (1998); Th. Schäfer, *ibid.* **642**, 45c (1998).
- [21] H. Satz, “States of Strongly Interacting Matter”, hep-ph/0201051.
- [22] H.W. Barz, B.L. Friman, J. Knoll and H. Scholz, Phys. Rev. D **40**, 157 (1989).
- [23] S. Kagiya, S. Hirooka, H. Kikukawa and J. Kikukawa, Prog. Theor. Phys. **69**, 579 (1983).
- [24] Lattice 2000. *18th International Symposium on Lattice Field Theory*, Nucl. Phys. B, (Proc. Suppl.) **94**, (2001).
- [25] *Proceedings of the International Workshop Non-Perturbative Methods and Lattice QCD*, World Scientific, Singapore (2001).
- [26] F. Karsh, “Lattice QCD at High Temperature and Density”, hep-lat/0106019.