

Has Super-Kamiokande observed antineutrinos from the Sun?

Alexander Friedland¹ and Andrei G. Ruzinov²

¹School of Natural Sciences, Institute for Advanced Study, Princeton NJ, USA 08540

²New York University, 4 Washington Place, New York, NY 10003

(January 30, 2020)

We reexamine the transition magnetic moment solution to the solar neutrino problem. We argue that the absence of large time variations in the Super-Kamiokande rate provides strong evidence against spin-flavor flip in the solar convective zone. Spin-flavor flip could, however, occur in the primordial magnetic field in the radiative zone. We compute the longest lived toroidal mode for this field and show that spin-flavor flip in the radiative zone can account for all available solar and reactor neutrino data.

Introduction. In recent years, the progress in the field of solar neutrino physics has been remarkable. This progress culminated with the announcement by the SNO collaboration of the presence of a non-electron component in the flux of solar neutrinos [1]. To arrive at this result, the SNO data was combined with the data from the Super-Kamiokande (SK) experiment [2]. Both experiments have measured the flux of the ^8B solar neutrinos. SNO used the charged current (CC) process, $\bar{\nu}_e + d \rightarrow p + p + e^-$, thus selecting only the electron neutrinos, while SK used $\nu_e + e^- \rightarrow \nu_e + e^-$, which is also sensitive to other neutrino types. If one assumes the incident flux consists entirely of electron neutrinos, the SNO result, $R_{\text{SNO}} = 1.75 \pm 0.148 \times 10^6 \text{ cm}^2 \text{ s}^{-1}$, and the SK result, $R_{\text{SK}} = 2.32 \pm 0.085 \times 10^6 \text{ cm}^2 \text{ s}^{-1}$, are impossible to reconcile [1,3]. The SNO measurement has thus reclassified SK as an appearance experiment.

The interpretation of the SNO result, however, is not unambiguous. The particles that caused the "excess" SK events could be either muon (and tau) neutrinos, as predicted in the flavor oscillation scenario [4], or antineutrinos, as predicted in the neutrino spin-flavor flip (SFF) scenario [5-8]. The antineutrinos in question must be of the muon or tau types, since electron antineutrinos would be easily identified through the reaction $\bar{\nu}_e + p \rightarrow n + e^+$. Both $\bar{\nu}_\mu$ and $\bar{\nu}_\tau$ scatter on electrons through their neutral current (NC) interactions, with similar cross sections. At $E \sim 10 \text{ MeV}$,

$$\int_{T_{\text{min}}}^{T_{\text{max}}} dT_e \frac{d(\bar{\nu}_e e)}{dT_e} = \int_{T_{\text{min}}}^{T_{\text{max}}} dT_e \frac{d(\bar{\nu}_\mu e)}{dT_e} \approx 0.8; \quad (1)$$

where the integral over the electron recoil energy T_e ranges from $T_{\text{min}} = 5 \text{ MeV}$ to $T_{\text{max}} = E = (1 + m_e/2E) \text{ MeV}$. Assuming $\bar{\nu}_e \rightarrow \bar{\nu}_\mu$ conversion, the data imply that the electron neutrino survival probability is $P_{ee} \approx 0.32 \pm 0.08$ and the inferred flux of all active neutrinos is $f_{\text{tot}} = 5.4 \pm 1.0 \times 10^6 \text{ cm}^2 \text{ s}^{-1}$. If instead the $\bar{\nu}_e \rightarrow \bar{\nu}_\tau$ scenario is assumed, the same data imply $P_{ee} \approx 0.27 \pm 0.07$ and $f_{\text{tot}} = 6.4 \pm 1.3 \times 10^6 \text{ cm}^2 \text{ s}^{-1}$. For comparison, the solar model predicts $5.93 \pm 0.89 \times 10^6 \text{ cm}^2 \text{ s}^{-1}$ [9,10].

The goal of this Letter is to reexamine the SFF scenario and to point out the existence of a new solution.

In the SFF scenario, the neutrino is postulated to couple to the electromagnetic field through a magnetic moment, $\vec{\mu}$, interaction. A neutrino propagating in the solar magnetic field undergoes a spin rotation, and, if it is a Majorana fermion, becomes an antineutrino, in the process also changing its flavor. Majorana fermions are most naturally described using the two-component Weyl spinor notation. The coupling in question is given by a Lagrangian term

$$\mathcal{L}_{\text{EM}} = \frac{1}{2} \bar{\psi}_a (\vec{\sigma} \cdot \vec{B}) \psi_b + \text{h.c.}; \quad (2)$$

where $\psi = (\psi_1, \psi_2)^T$, $\bar{\psi} = (\bar{\psi}_1, \bar{\psi}_2)$, $\vec{\sigma} = (\sigma_1, \sigma_2, \sigma_3)$, and $\vec{B} = (B_x, B_y, B_z)$ are Weyl spinor indices, and a and b are the flavor indices. Since the spinors anticommute, the $a = b$ terms in Eq. (2) vanish identically, and hence Majorana neutrinos cannot have magnetic moments [12]. They can, however, have transition ($a \neq b$) moments which lead to a simultaneous spin and flavor change. This provides a natural scenario for $\bar{\nu}_e \rightarrow \bar{\nu}_\mu$ transitions without also producing $\bar{\nu}_e$ states. Flavor mixing, if present, must be small to avoid a significant secondary $\bar{\nu}_e \rightarrow \nu_e$ conversion.

In general, the evolution of the neutrino state is governed by a 6×6 Hamiltonian matrix. For simplicity, we consider a 4×4 case. In the basis $(\bar{\nu}_e; \bar{\nu}_\mu; \bar{\nu}_\tau; \nu_e)$, the Hamiltonian is [8]

$$H = \begin{pmatrix} H & (B_x - iB_y)M^\dagger \\ (B_x + iB_y)M & H \end{pmatrix}; \quad (3)$$

where $B_{x/y}$ are the transverse components of the magnetic field and the 2×2 submatrices are given by

$$M = \begin{pmatrix} 0 & e \\ e & 0 \end{pmatrix}; \quad (4)$$

$$H = \begin{pmatrix} \cos 2\theta + A_e & \sin 2\theta \\ \sin 2\theta & \cos 2\theta + A \end{pmatrix}; \quad (5)$$

$$H = \begin{pmatrix} \cos 2\theta - A_e & \sin 2\theta \\ \sin 2\theta & \cos 2\theta - A \end{pmatrix}; \quad (6)$$

Here $p_\pm^2 = m^2 \pm 4E$, $A_e = \frac{p_-^2}{2G_F} (n_e - n_n/2)$ and $A = \frac{p_-^2}{2G_F} (n_n - n_e/2)$. m^2 is the neutrino mass-squared

splitting, E is its energy, and n_e and n_n are the electron and neutron number densities. To obtain a significant $\nu_e \rightarrow \nu_\mu$ conversion in the Sun requires ν_e ($10^{12} - 10^{10}$) B , which is not experimentally excluded [13] ($B = e/2m_e$ is the Bohr magneton).

Magnetic field in the Convective Zone. The neutrino spin-flip can occur either in the convective zone (CZ) ($0.71R_\odot < r < R_\odot$) or in the radiative zone (RZ) deeper in the solar interior. The two possibilities are physically quite different and require separate treatments. First, we consider the CZ case.

While the magnetic field in the inner part of the CZ cannot yet be measured directly, its basic properties can be inferred from the field at the solar surface, and it is widely believed that large scale field structures exist at some depth in the CZ [14]. Recent magnetohydrodynamic dynamo models argue that the field generation occurs in the shear layer near the bottom of the CZ. These models predict field values as large as 100 kG [14], which significantly exceeds the turbulent equipartition value of $B^2 = 6L^{1/3}r^{2/3} \approx 10^4$ G [15]. The helioseismological data provide an upper limit of 300 kG on the magnitude of this field [16].

The field strength necessary for significant $\nu_e \rightarrow \nu_\mu$ conversion can be estimated as $\nu_e B \approx 1$, where l is the thickness of the magnetic field. One finds

$$(\nu_e = B) (B = 1 \text{ kG}) (l = 0.1R_\odot) \approx 5 \times 10^{10}; \quad (7)$$

so that for $\nu_e \approx 10^{11}$ B and $l \approx 0.1R_\odot$ the value $B \approx 50$ kG is required. Although the surface field, which reaches several kG in sunspots, is too weak to affect the evolution of the solar neutrinos, the field near the bottom of the CZ might have the right strength (provided $\nu_e \approx 10^{11}$ B). This observation, and the natural expectation that the field in the interior of the CZ changes with the solar cycle, were the primary motivations for the discussions of the spin-flip mechanism in the 1980's, when it was proposed as an explanation for an apparent anticorrelation between the Homestake event rate and the number of sunspots [6].

Over time, however, a paradigm shift has occurred. The idea of using this mechanism to explain variations of the neutrino rates was abandoned, especially in view of the SK data, which showed no seasonal or yearly variation, except for a hint of the expected $1-r^2$ flux modulation. Instead, recent analyses [17] assume that the magnetic field in the CZ is somehow time independent, an assumption that we find untenable. The presence of a strong constant magnetic field inside the CZ would, on the one hand, almost certainly be revealed at the surface by convective mixing and, on the other hand, cause an asymmetry in the solar cycle. The strong toroidal field that is believed to exist in the overshoot layer, where convective mixing is small and the shear is large, should also be variable because it is generated from a variable radial

field. It is therefore implausible that the SFF process in the CZ could cause a 70% depletion of the ^8B neutrino flux, while producing no observable variations at SK during more than four years. This time span covers about half of the solar cycle, with an average sunspot number 10 in 1996, and 120 in 2000 [18].

In addition to the year-to-year variations, one also expects characteristic semiannual variations [6], because the orbit of the Earth makes a 7° angle with the plane of the solar equator. The field on the surface of the Sun changes direction across the solar equator. The field then must vanish at the equator (where indeed no sunspots are observed) and must be small in the transitional region of the size 7×10^9 cm [6,19]. Since 95% of the ^8B neutrinos are produced in the region $r < 0.09R_\odot$ [9], a significant fraction (88%) must pass through the transition region when the Earth crosses the plane of the solar equator. On the other hand, in March and September, when the Earth is farthest from the solar equatorial plane, this fraction is as low as 1%. Thus, large semiannual variations are expected at Super-Kamiokande and are not observed [2].

We therefore regard the absence of variations in the SK data as strong evidence against SFF in the CZ.

Relic field in the RZ. We now turn to the possibility that the SFF process could occur in the radiative zone of the Sun. Unlike the convective zone, the radiative zone is not continuously mixed and rotates as a solid body. Therefore, it could in principle support a "frozen" magnetic field configuration.

The properties of magnetic fields in the solar interior were investigated by Cowling [20], and by Bahcall and Ulrich [21]. These authors consider poloidal magnetic fields. We have redone the calculation [22] using a modern solar model (BP2000), and, more importantly, assuming that the field is toroidal. A strong poloidal field would penetrate the convective zone and would either dissipate over the solar lifetime, or be observable. We also assumed axisymmetry, which is physically plausible. Large asymmetry would lead to observable 27-day variations of the neutrino rate due to solar rotation.

For an axisymmetric toroidal field, the magnetic diffusion equation (describing Ohmic decay) was solved numerically. The eigenmodes are of the form $B = e^{-(l+n)\tau} F_{lm}(r) P_l^1(\cos \theta)$, where $l = 1, 2, \dots$; $n = 1, 2, \dots$; $P_l^1(\cos \theta)$ is the associated Legendre polynomial and $F(r)$ is determined numerically. The $l=1, n=1$ mode has the longest lifetime, $\tau_{1,1} = 24$ Gyr; its radial profile is shown in Fig. 1. For higher modes, $\tau_{2,1} = 13$ Gyr, $\tau_{1,2} = 10$ Gyr, ... For comparison, the solar age is thought to be 4.6 Gyr [9]. Therefore, a toroidal field of complex spatial structure can exist in the RZ of the Sun.

Observations provide upper bounds on the allowed strength of this field [22]. Neutrino fluxes and helioseismological measurements of the sound speed both give $B < 10^2$ MG. Possible residual (non-rotational) oblateness and helioseismological measurements of the

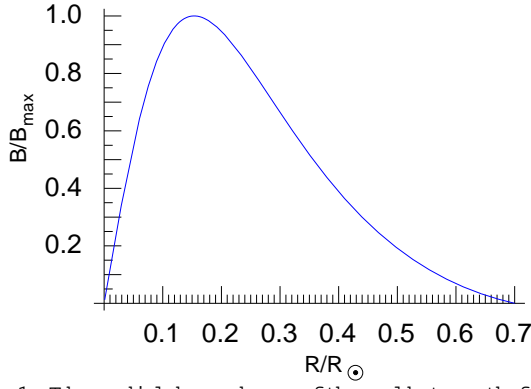


FIG. 1. The radial dependence of the field strength for the lowest toroidal mode in the RZ of the BP 2000 SSM.

frequency splittings provide stronger bounds, $B < 7 \text{ MG}$.

We next consider the neutrino evolution in the presence of this relic field and show that with appropriate parameter choice one can account for all available solar neutrino data. The details of this analysis will be described elsewhere [22].

For simplicity, we assume no flavor mixing and that only the longest living eigenmode is present. This is sufficient to demonstrate the existence of the solution. The neutrino evolution equations then reduce to a pair of coupled equations, $i\partial_l \psi_e = (A_e(r) - \frac{1}{2} B_\perp(l)) \psi_e + \frac{1}{2} B_\perp(l) \psi_\mu$ and $i\partial_l \psi_\mu = \frac{1}{2} B_\perp(l) \psi_e + (A_\mu(r) - \frac{1}{2} B_\perp(l)) \psi_\mu$. Here l is the distance along the neutrino trajectory and B_\perp is the transverse component of the magnetic field. There are two free parameters, m^2 and the normalization of the magnetic field B_{max} (for concreteness we set $\psi_e = 10^{11} \text{ B}$). The data to be fitted include the rates of the GALLEX [23] and SAGE [24] experiments, the Homestake experiment [25], the SNO experiment [1], as well the rate and the energy spectrum of the SK experiment [2].

Fig. 2 shows the survival probability P_{ee} for neutrinos produced in the center of the Sun as a function of B_{max} and m^2/E . The probability was obtained by solving the evolution equations numerically on a grid of points. The behavior of P_{ee} can be given a simple analytical interpretation. The situation is completely analogous to the classical case of the small angle MSW effect [8,7]. The SFF process takes place in a thin layer around r_{res} given by the condition $A_e(r_{\text{res}}) + A_\mu(r_{\text{res}}) = 2$. For $m^2/E > 10^5 \text{ eV}^2/\text{MeV}$, the resonance never occurs and therefore $P_{ee} \approx 1$. For $m^2/E < 4 \cdot 10^8 \text{ eV}^2/\text{MeV}$, the resonance occurs close to the edge of the RZ where the field is small and hence once again $P_{ee} \approx 1$ (or outside in the CZ, in which case P_{ee} varies with time). In the intermediate region, the conversion efficiency depends on the value of B_\perp at $r = r_{\text{res}}$: for $B_\perp > 0.7 \text{ MG}$ the conversion is adiabatic and $P_{ee} \approx 0$.

Notice that for this description it is crucial that everywhere except in the thin resonance layer the off-diagonal

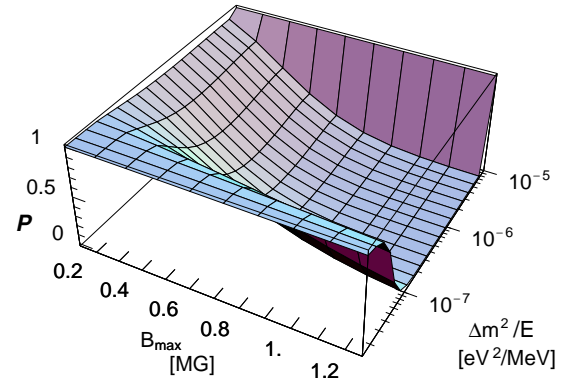


FIG. 2. Electron neutrino survival probability P_{ee} as a function of B_{max} and m^2/E .

term B_\perp is much smaller than the diagonal splitting $(A_e(r) + A_\mu(r))/2$. This allows one to ignore the fact that the off-diagonal coupling varies along the neutrino trajectory and use a small angle MSW formula for the level crossing probability

$$P_c = \exp \left[-\frac{2(A_e - B_\perp(l))^2}{\pi(A_e + A_\mu)} \right]_{l=l_{\text{res}}} : \quad (8)$$

The complications related to the large angle MSW effect [26] are likewise avoided. The neutrino survival probability is given by $P_{ee} = (1 + (1 - 2P_c) \cos 2\theta) / 2$, where $\cos 2\theta = (2(A_e - A_\mu)) / [(2(A_e - A_\mu))^2 + (2B_\perp)^2]^{1/2}$ is computed at the production point.

We performed a fit to the measured neutrino rates and the SK spectrum. In our computations, we used the fluxes of the pp , ${}^7\text{Be}$, ${}^8\text{B}$, ${}^{13}\text{N}$, ${}^{15}\text{O}$, and pep neutrinos, as predicted by the BP 2000 solar model [9,10], and integrated over the neutrino production regions in the solar core. We find that there exists a fit to all available data for $0.4 \text{ MG} < B_{\text{max}} < 0.6 \text{ MG}$ and $1.5 \cdot 10^6 \text{ eV}^2 < m^2 < 5 \cdot 10^6 \text{ eV}^2$. The values of m^2 in this range do not contradict any existing reactor constraints. For $m^2 = 2.5 \cdot 10^6 \text{ eV}^2$ and $B_{\text{max}} = 0.55 \text{ MG}$ we find that the ${}^8\text{B}$ flux is suppressed by a factor of 0.27, the pp flux by a factor of 0.84, and the ${}^7\text{Be}$ flux by a factor of 0.29. The ${}^7\text{Be}$ suppression factor implies the effective Borexino flux suppression of 0.44 ± 0.023 , significantly below $0.65^{+0.14}_{-0.12}$ expected for the LMA solution [10]. The predicted rates are $75.6 \pm 2.3 \text{ SNU}$ for the Ga experiments and $2.31 \pm 0.33 \text{ SNU}$ for the Cl experiment. The corresponding χ^2 for the rates fit is 0.51 for 4 d.o.f. The recoil electron energy spectrum expected at SK is shown in Fig. 3. The dashed histograms denote the uncertainty in the BP 2000 overall ${}^8\text{B}$ flux prediction.

It is therefore entirely possible that SK observed antineutrinos from the Sun. Unfortunately, this hypothesis will not be tested by the SNO NC results [27]. On the other hand, convincing, although indirect, tests may be

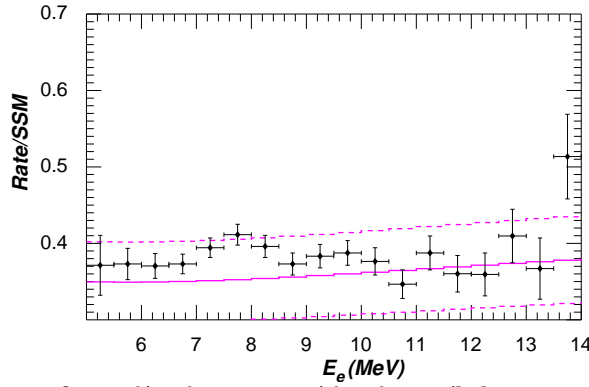


FIG. 3. Predicted SuperK atmospheric neutrino recoil electron energy spectrum for $B_{\text{max}} = 0.55 \text{ MG}$ and $m^2 = 2.5 \times 10^{-6} \text{ eV}^2$.

provided by KamLAND, should it establish flavor oscillations with the LMA parameters, or by Borexino, should it observe large day-night variations, as predicted for the LOW solution (SFF predicts no variation).

There are three potential sources of time variations. First, the effect of the time varying CZ field can be shown to be negligibly small, assuming $B_{\text{CZ}} < 100 \text{ kG}$ and B_{RZ} and m^2 in the range of the fit. Second, if the field is not axially symmetric, one expects 27-day variations. Third, if, in addition to $l=1$ modes, the $l=2$ modes ($P_2^1(\cos\theta)/\sin^2\theta$) are also present, the flux may exhibit annual variations, for the same reason that semi-annual variations are expected for the CZ SFF. These variations have extrema in March and September, and hence are distinguishable from the variations due to the eccentricity of the Earth's orbit. Calculations show that for the points in the allowed region a relative change in the SK rate is $\Delta R/R \approx 2 \Delta B/B$. Hence, even if the $l=2$ and $l=1$ modes have comparable amplitudes, the rate variation is expected to be of the order of a few percent, in contrast to SFF in the CZ, in which case it is expected to be much larger. The current data provide a weak upper bound on the strength of the $l=2$ modes. Both the 27-day and the annual variations described above constitute smoking guns signature of the RZ SFF mechanism.

In summary, our scenario provides a fit to all available solar neutrino and reactor data, is compatible with all existing constraints, and may be tested in the near future.

We thank John Bahcall, Sarbani Basu, Axel Brandenburg, Gia Dvali, and Cecilia Lunardini for discussions.

- [3] C. Giunti, Phys. Rev. D 65, 033006 (2002); J. Bahcall, Phys. Rev. C 65, 015802 (2002); V. Berezinsky, hep-ph/0108166.
- [4] V. N. Gribov and B. Pontecorvo, Phys. Lett. B 28, 493 (1969); L. Wolfenstein, Phys. Rev. D 17, 2369 (1978); S. P. Mikheev and A. Y. Smirnov, Yad. Fiz. (Sov. J. Nucl. Phys.) 42, 913 (1985); S. P. Mikheev and A. Y. Smirnov, Nuovo Cim. 9C, 17 (1986).
- [5] A. Cisneros, Astrophys. Space Sci. 10, 87 (1971).
- [6] M. B. Voloshin and M. I. Vysotsky, L. B. Okun, Sov. Phys. JETP 64, 446 (1986).
- [7] E. K. Akhmedov, Phys. Lett. B 213, 64 (1988).
- [8] C. Lin and W. Marciano, Phys. Rev. D 37, 1368 (1988).
- [9] J. N. Bahcall, M. H. Pinsonneault and S. Basu, Astrophys. J. 555, 990 (2001) [astro-ph/0010346].
- [10] J. N. Bahcall, M. C. Gonzalez-Garcia and C. Pena-Garay, hep-ph/0111150.
- [11] S. Nakamura, T. Sato, V. Gudkov and K. Kubodera, Phys. Rev. C 63, 034617 (2001) [nucl-th/0009012].
- [12] J. Schechter and J. W. Valle, Phys. Rev. D 24, 1883 (1981) [Erratum-ibid. D 25, 283 (1981)].
- [13] PDG, Eur. Phys. J. C 15 (2000); <http://pdg.lbl.gov>.
- [14] E. N. Parker in The Structure of the Sun, Proc. of the VI Canary Islands School, Cambridge U.P. Press 1996, p. 299.
- [15] This estimate is obtained by estimating the convective energy flux as $L = 4\pi R^2 v \rho v^2$, where v is the turbulent velocity, and assuming equipartition $v^2 = 2 B^2 = 8$.
- [16] H. M. Antia, S. M. Chitre, and M. J. Thompson, A & A 360, 335 (2000).
- [17] O. G. Miranda, C. Pena-Garay, T. I. Rashba, V. B. Semikoz and J. W. Valle, Nucl. Phys. B 595, 360 (2001) [hep-ph/0005259]; Phys. Lett. B 521, 299 (2001) [hep-ph/0108145]; J. Pulido, hep-ph/0101116; hep-ph/0106201; hep-ph/0112104; A. M. Gago et al., hep-ph/0112060.
- [18] <http://www.ngdc.noaa.gov/stp/SOLAR/SSN/ssn.html>.
- [19] J. N. Bahcall, Neutrino Astrophysics, Cambridge, UK, UNIV. PR. (1989).
- [20] T. G. Cowling, MNRAS 105, 166 (1945)
- [21] J. Bahcall and R. Ulrich, Astrophys. J. 170, 593 (1971)
- [22] A. Friedland and A. G. Ruzinov, in preparation
- [23] W. Hampe et al., Phys. Lett. B 447, 127 (1999).
- [24] J. Abdurashitov et al., Phys. Rev. C 60, 055801 (1999).
- [25] B. Cleveland et al., Astrophys. J. 496, 505 (1998).
- [26] A. Friedland, Phys. Rev. D 64, 013008 (2001); hep-ph/0106042.
- [27] After the submission of this Letter, the NC SNO results became available [28]. The SNO CC and NC data can be interpreted as either $\nu_e \rightarrow \nu_\mu$ conversion, predicting $2.24 \pm 0.16 \times 10^6 \text{ cm}^{-2} \text{ s}^{-1}$ for the SK flux, or as $\nu_e \rightarrow \nu_\tau$ conversion, predicting $2.15 \pm 0.15 \times 10^6 \text{ cm}^{-2} \text{ s}^{-1}$ for the SK flux. Both predictions are consistent with the SK measurement.
- [28] Q. R. Ahmad et al. [SNO Collaboration], arXiv:nucl-ex/0204008.

[1] Q. R. Ahmad et al., Phys. Rev. Lett. 87, 071301 (2001).

[2] S. Fukuda et al., Phys. Rev. Lett. 86, 5651 (2001); Phys. Rev. Lett. 86, 5656 (2001).