

Heavy Majorana neutrinos at a very large electron-proton collider.

F. M. L. Almeida Jr., Y. A. Coutinho,
J. A. Martins Simões and M. A. B. do Vale
Instituto de Física
Universidade Federal do Rio de Janeiro, RJ, Brazil

We study the discovery potential for detecting new neutral heavy Majorana leptons as suggested by some extensions of the Standard Model in recently proposed electron-proton colliders. Since 1998-1999 the option of an electron-proton collider for the Very Large Hadron Collider at Fermilab operating with the proton booster has been considered. We study the reaction $e p \rightarrow e^+ + \text{jets}$ and present estimates for the signal and Standard Model background including hadronization.

PACS: 12.60.-i, 14.60.St

I. INTRODUCTION

The recent experimental results on solar and atmospheric neutrino properties [1] confirm that neutrinos have small masses and oscillate. However, the nature of massive neutrinos – if they are Dirac or Majorana particles – is an open question. This is connected with lepton number conservation and to the general symmetries of some extension of the standard model. The smallness of neutrino masses is generally understood as a consequence of the see-saw mechanism. This brings the question of the possibility of new heavy neutrino states. So far none of these new states was experimentally observed [2,3] with masses up to $M_N \sim 100 \text{ GeV}$. For higher masses there are many suggestions of experimental possibilities in the next high energy hadron-hadron colliders [4,5], in electron-positron linear accelerators [6,8], in neutrinoless double-beta decay [9]. Another experimental possibility is found on electron-proton colliders with a positron in the final state [10]. This means a very clear experimental signature that violates the electron lepton number by two units. In this paper we investigate the discovery potential for recently proposed electron-proton colliders for detecting new neutral heavy Majorana leptons as suggested by extensions of the Standard Model. Since 1998-1999 the option of an electron-proton collider for the Very Large Hadron Collider at Fermilab operating with the proton booster has been considered. We study the reaction $e p \rightarrow e^+ + \text{jets}$ and present estimates for the signal and Standard Model background.

II. THE VERY HIGH ENERGY ELECTRON-PROTON COLLIDER.

There is a growing work on the options for a future Very Large Hadron Collider (VLHC) [11]. The low mag-

netic field (approximately 2 T) collider design in a tunnel can also be used for a future high magnetic field (approximately 10 T) collider. These designs could also be used for electron-proton colliders [12,13]. In the low-field version electron-proton collisions would be produced by an 80 GeV electron ring and a 3 TeV proton booster ($\sqrt{s} = 980 \text{ GeV}$), with a luminosity of $2600 \text{ pb}^{-1}/\text{yr}$, while in the high-field option one could reach a center-of-mass energy $\sqrt{s} = 6320 \text{ GeV}$ and a luminosity of $1400 \text{ pb}^{-1}/\text{yr}$ with the collision of a 200 GeV electron beam with a 50 TeV proton beam. These two options are considered in the present work.

III. THE MODEL

In this paper we will suppose that mixing angles for heavy-to-light neutrinos and new heavy neutrino masses are independent parameters [14]. The light neutrinos couplings to the neutral Z are given by $g_{\nu\beta A} = g_{\nu\beta A}^{SM} \sin^2 \theta_{\text{mix}} = 2$. Taking the experimental values for $g_{\nu\beta A}$ and the Standard Model predictions we obtain a small upper bound for θ_{mix} . A recent estimate [8] gives $\sin^2 \theta_{\text{mix}} < 0.0052$ with 95% C.L. This limit value is used throughout this paper for all curves and distributions. The decay of the Majorana neutrino into muons and taus are also possible. In ref. [8] it was found that for the muon sector the experimental mixing angle limit with 95% is much smaller than for the electron sector.

Most extended models predict new fermions and new gauge vector bosons. Since we presently have no signal for new interactions, we will make the hypothesis that the new heavy neutrino states behave as $SU_L(2) \times U_Y(1)$ basic representations. We can resum the new particle interactions in the neutral and charged current lagrangians:

$$L_{nc} = \frac{g}{4c_W} \sin \theta_{\text{mix}} Z \sum_N \bar{\psi}_N (1 - \gamma_5) \psi_N + \text{h.c.} \quad (1)$$

E-mail: m.arroqui@ifufrj.br

and

$$L_{cc} = \frac{g}{2} \sin \theta_{mix} W_N (1 - \gamma_5) e + h.c. \quad (2)$$

and similar terms for the other leptonic families. In the Majprana neutrino case, each completely neutral heavy lepton is coupled to all charged leptons but we are considering only the lower mass state.

The decay modes for these leptons, in the Majprana case [4] must include both signatures $N \rightarrow e^+ W^-$ and $N \rightarrow e^- W^+$, with $e = e, \mu, \tau$. In this work we have considered the Majprana neutrino decay only to the first family since for the other families we must add more mixing parameters. The Majprana neutrino branching ratios are shown in Table I.

Decays	$M_N = 100 \text{ GeV}$	$M_N = 1500 \text{ GeV}$
$N \rightarrow e^+ W^-$	44%	33%
$N \rightarrow e^- W^+$	44%	33%
$N \rightarrow e Z$	5,8%	17%
$N \rightarrow \nu_e Z$	5,8%	17%

Table I. Branching ratios for N decays in the first family.

IV. RESULTS

In Fig. 1 we show the structure of the Feynman diagrams that contribute for the signal. We have included in our results all the Majprana on-shell and on-shell contributions. The calculations for the signal were done using the high energy package ComPhep [15] with CTEQ 95 structure functions, after implementation of the extended model. We call attention to the fact that the N width is very narrow for lower heavy neutrino masses and increase for higher masses. Propagator effects must then be handled with care.

The cross sections for on and off-shell heavy Majprana neutrino production are displayed in Fig. 2 for $\sqrt{s} = 980 \text{ GeV}$ and Fig. 3 for $\sqrt{s} = 6320 \text{ GeV}$. In all our results we have done first general detector cuts for the final positron $E_{e^+} > 5 \text{ GeV}$ and $j_{e^+} < 3.5$, where e^+ is the pseudo rapidity defined relative to the initial proton.

In order to reproduce the signal and background as close as possible to experimental data we have employed the package PYTHIA 6.1 [16] to generate the quark hadronization and decay from the Majprana neutrino production as well as the corresponding standard model background. The signal events were generated first at parton level with the ComPhep package as above mentioned and treated as external process to the PYTHIA program. In this way we have simulated the W, Z , quark and hadron decays. The background was estimated leaving open all the possible channels in the Standard Model. The positrons come mainly from charm decay. In both cases we did not allow pions to decay.

In the final visible particles we have imposed the following criteria to select events:

- a) For $j_{e^+} < 3.5$ and $E_{e^+} > 5 \text{ GeV}$ we must have the number of $e^+ > 0$,
- b) For $j_{h_1} < 3.5$ and $E_{h_1} > 5 \text{ GeV}$ we must have the number of hadrons > 5 .

With these two conditions, more than 99% of the background events were eliminated for both energies.

In order to reconstruct the Majprana neutrino invariant mass we have employed the algorithm cluster PYCELL from the PYTHIA package, with 60 azimuthal divisions and 26 divisions in the electron beam direction. For the 980 GeV energy we have applied the condition $0.7 < \frac{p_T^2}{(p_T^2 + p_z^2)}$ and for the 6320 GeV energy this condition was changed to $0.3 < \frac{p_T^2}{(p_T^2 + p_z^2)}$ with $j < 3.5$ for both energies.

After these conditions, we have further demanded that:

- c) Number of clusters > 1 ,
- d) Number of clusters with 1 track = 1,
- e) Cluster invariant mass in the range (70, 90) GeV.

This last requirement was done to identify the W coming from the heavy Majprana neutrino decay. After these additional cuts, the background estimated for 650 k events for $\sqrt{s} = 1 \text{ TeV}$ and 2,4 M events for $\sqrt{s} = 6 \text{ TeV}$ was reduced to practically zero. This point was explicitly verified by generating 10 times more events than expected by the luminosity. For the signal, the same cuts imply the results shown in Table II. We also show in the last column of Table II, the significance $S = \frac{S}{S+B}$ for each case, with "S" the number of signal events and "B" the number of background events.

$\sqrt{s} \text{ (GeV)}$	$M_N \text{ (GeV)}$	Before cuts	After cuts (%)	$S = \frac{S}{S+B}$
980	100	516	65 (12%)	8
	300	83	32 (38%)	5.6
6320	500	334	153 (45%)	12.4
	1500	80	24 (30%)	5

Table II. Number of events and significance for heavy Majprana neutrino production.

If we choose the clusters obtained with the surviving events then we can reconstruct the Majprana neutrino invariant mass as shown in Figs. 4 and 5.

V. CONCLUSIONS

The present work shows that heavy Majprana neutrinos can be produced in the electron-proton option for the VLHC. The very clear signature of a positron in the final state allows to reconstruct the Majprana neutrino invariant mass. In the $\sqrt{s} = 1 \text{ TeV}$ option we can reach Majprana masses up to 300 GeV. For the $\sqrt{s} = 6 \text{ TeV}$ option this value could be as high as 1500 GeV. This is a conservative estimate since we are taking as limiting value $S = \frac{S}{S+B} > 5$.

Acknowledgments: This work was partially supported by the following Brazilian agencies: CNPq and FAPERJ.

4. Invariant Majorana mass distribution for $\sqrt{s} = 980$ GeV.
5. Invariant Majorana mass distribution for $\sqrt{s} = 6320$ GeV.

-
- [1] K. Nishikawa, EPS2001 PRHEP-hep 2001/298.
 - [2] D.E. Groom et al., Eur. Phys. J. C 15 (2000) 1.
 - [3] K. Zuber, Phys. Rep. 305 (1998) 295.
 - [4] F.M.L. Almeida Jr., Y.A. Coutinho, J.A. Martins Simões, P.P. Queiroz Filho and C.M. Porto, Phys. Lett. B 400 (1997) 331; A. Ferrari et al., Phys. Rev. D 62 (2000) 013001-1.
 - [5] A. Ali, A.V. Borisov and N.B. Zamorin, hep-ph/0104123.
 - [6] F.M.L. Almeida Jr., J.H. Lopes, J.A. Martins Simões and C.M. Porto, Phys. Rev. D 44 (1991) 2836; F.M.L. Almeida Jr., J.H. Lopes, J.A. Martins Simões, P.P. Queiroz Filho and A.J. Ramalho, Phys. Rev. D 51 (1994) 5990.
 - [7] A. Djouadi, Z. Phys. C 63 (1994) 317; G. Auzebbs, A. Djouadi, Z. Phys. C 63 (1994) 327.
 - [8] F.M.L. Almeida Jr., Y.A. Coutinho, J.A. Martins Simões and M.A.B. do Vale, Phys. Rev. D 62 (2000) 075004.
 - [9] S.M. Bilenky, S. Pascoli and S.T. Petcov, hep-ph/0102265.
 - [10] W. Buchmüller and C. Greub, Nuc. Phys. B 363 (1991) 345.
 - [11] M. Syphers and S. Peggs, M4 Working Group on Hadron Colliders. Snowmass 2001.
 - [12] M. Blaskiewicz et al., Fermilab Report TM-2158, June 2001.
 - [13] M. Derrick et al., Proceedings of the Particle Accelerator Conference, New York, New York, USA, March 29-April 2, 1999, Fermilab-Conf-99/149; J. Norem and T. Sen, ANL-HEP-PR-99-103, Fermilab-Pub-99-347.
 - [14] W. Buchmüller and T. Yanagida, Phys. Lett. B 302 (1993) 240.
 - [15] A. Pukhov, E. Boss, M. Dubinin, V. Edneral, V. Ilyin, D.K.ovalenko, A.Krykov, V.Savrin, S.Shichanin and A.Semenov, "ComPHEP"-a package for evaluation of Feynman diagrams and integration over multiparticle phase space. Preprint INP MSU 98-41/542, hep-ph/9908288.
 - [16] T. Sjöstrand, Comp. Phys. Commun. 82 (1994) 74.

Figure Captions

1. General Feynman graphs for single heavy Majorana contribution to $e p \rightarrow e^+ + W + q$.
2. Single heavy Majorana neutrino production at $\sqrt{s} = 980$ GeV.
3. Single heavy Majorana neutrino production at $\sqrt{s} = 6320$ GeV.

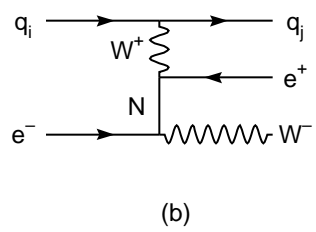
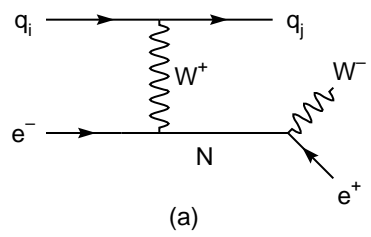


Figure 1

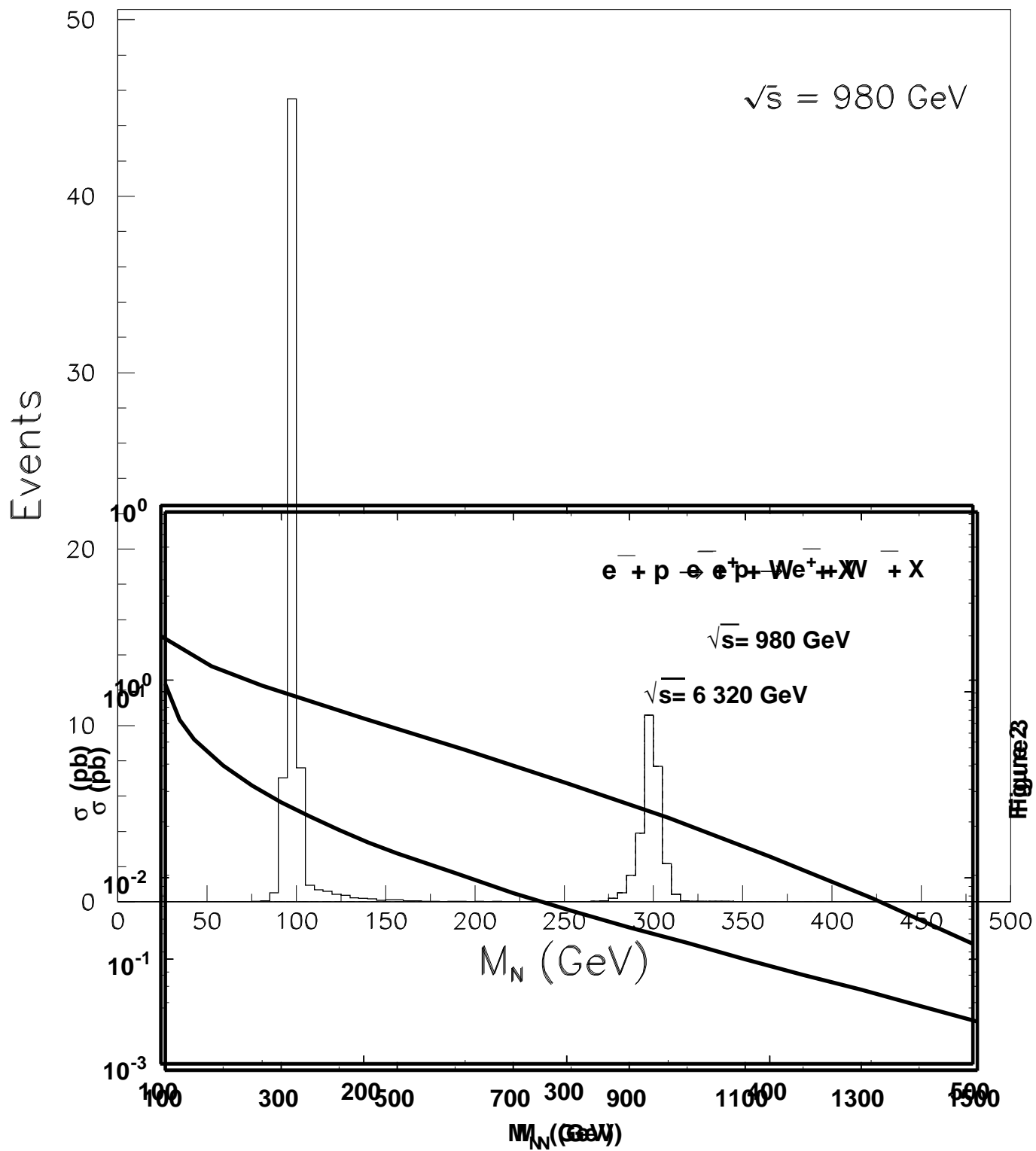


Figure 4

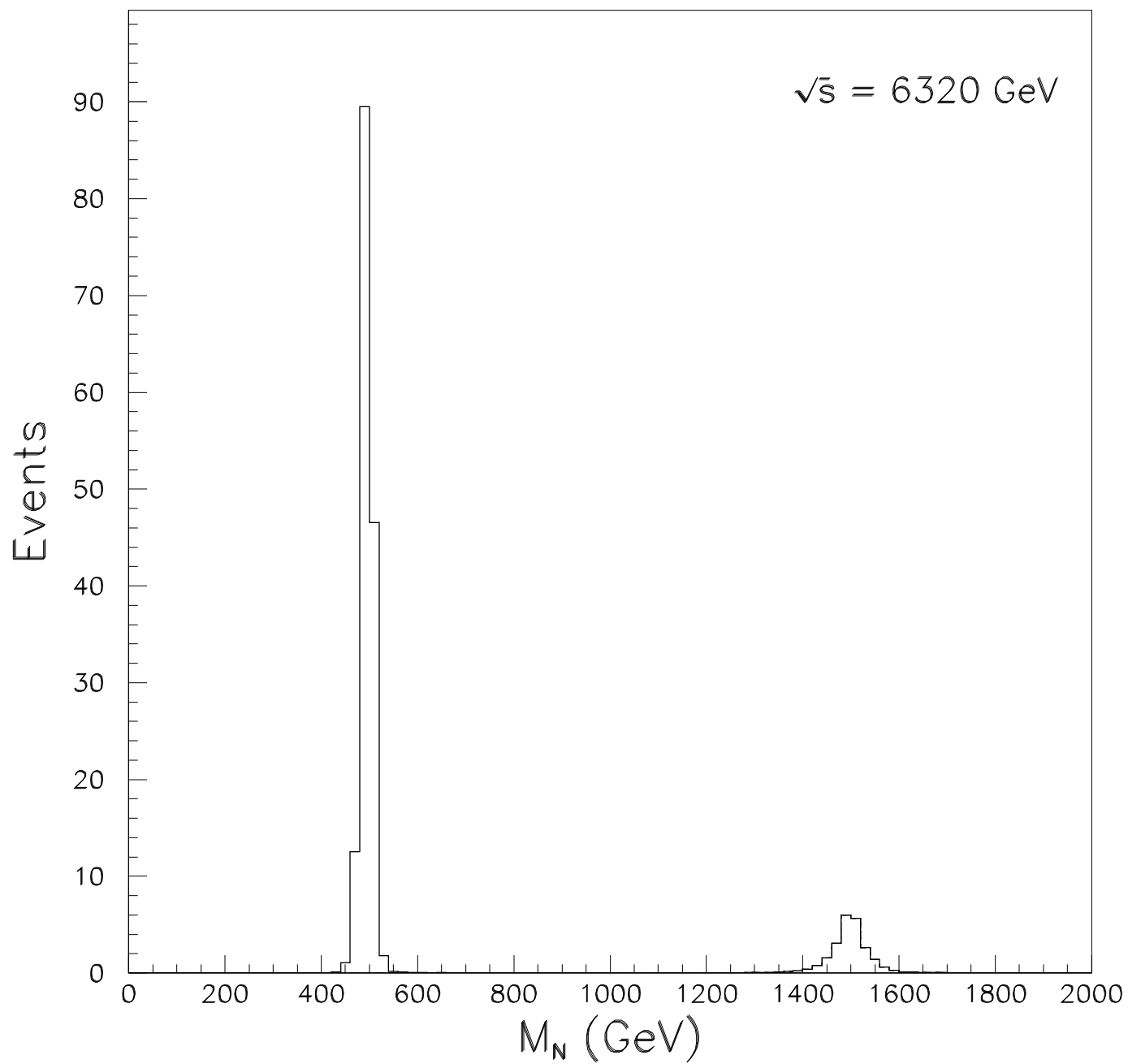


Figure 5