

Diffractive D_s production in charged current DIS

Zhongzhi Song^(a) and Kuang-Ta Chao^(b)

(a) Department of Physics, Peking University, Beijing 100871, People's Republic of China
 (b) China Center of Advanced Science and Technology (World Laboratory), Beijing 100080, People's Republic of China

Abstract

We present the perturbative QCD calculation of diffractive D_s production in charged current deep inelastic scattering. In the two-gluon exchange model, we analyze the diffractive process $N \rightarrow N D_s^+$, which may provide useful information for the gluon structure of nucleons and the diffraction mechanism in QCD. The cross section of diffractive D_s production with $x_{Bj} = 0.005-0.05$ and $E = 50$ GeV is found to be $\sigma = 2.75 \times 10^{-5}$ pb. In spite of this small cross section, the high luminosity available at the ϕ -Factory in the future would lead to a sizable number of diffraction events.

PACS numbers: 42.25.Fx, 13.60.Le

Diffractive lepton production of mesons has received much attention [1]-[3] due to two reasons. First it is of interest for the study of diffractive production mechanism within QCD and second, its cross section is proportional to the gluon distribution function in the nucleon.

To the lowest order in perturbative QCD, charged current (CC) diffractive deep inelastic scattering (DIS) [4] proceeds by the Cabibbo-favored production of the (ud) and (cs) states. With the help of high luminosity available at the ϕ -Factory, neutrino induced diffraction in CC DIS can shed more light on the QCD mechanism of diffractive production. At the same time, it is a new way to study the gluon structure of nucleons.

We now consider the diffractive process (Fig. 1),

$$e + N \rightarrow e + N^0 + D_s^+ \quad (1)$$

We shall be concerned with the kinematic region where Bjorken variable $x_{Bj} = Q^2/2p \cdot q$ is small. The three-fold differential cross section is

$$\frac{d^3}{dx_{Bj} dQ^2 dt} = \frac{e^2}{32(4\pi)^3 \sin^2 \theta_w} \frac{L_A A_A}{x_{Bj} s^2 (Q^2 + M_W^2)^2} \quad (2)$$

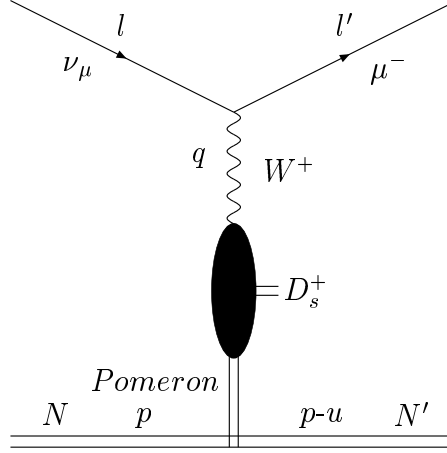


Figure 1: D diagram for the neutrino induced diffractive D_s^+ production.

where $s = (p + l)^2 = 2p \cdot l$, $l^2 = u^2$ and $q^2 = -Q^2$, p and l are the 4-momenta of the nucleon and the lepton respectively. The leptonic tensor is

$$L = \text{Tr} \left[\not{\epsilon} (1 - \gamma_5) \not{l} \right] \quad (3)$$

To the lowest order in perturbative QCD, the hadronic current A can be calculated from the colorless two-gluon exchange subprocesses shown in Fig. 2 (the other two diagrams are obtained by exchange c and s quark lines). We will use the nonrelativistic approximation writing the D_s^+ vertex in the form $g_D (\not{\epsilon} + M_{D_s}) \gamma_5$. The constant g_D specifies the cs coupling to the D_s^+ . We choose the D_s^+ wave function as

$$\psi_{D_s^+}(z; \mathbf{T}) = \psi^{(2)}(\mathbf{T}) \psi(z - m_c/M_{D_s}) \quad (4)$$

where z and $z = (1 - z)$ denote the fractions of D_s^+ momentum carried by the c and s quarks respectively, \mathbf{T} is their relative momentum. Here we take $M_{D_s} = m_c + m_s$.

We first evaluate the gluon loops in the Feynman diagrams shown in Fig. 2. It is convenient to perform the loop integration in terms of Sudakov variables[3]. That is, for all particles the 4-momenta are decomposed in the form

$$k_i = \alpha_i q^0 + \beta_i p^0 + k_{iT} \quad (5)$$

where p^0 and q^0 are respectively the light-like momenta of the nucleon and W^+ boson, that is, $p^2 = q^2 = 0$. In particular

$$p = p^0 + \frac{1}{N} q^0; \quad q = q^0 + \frac{1}{W} p^0; \quad (6)$$

with $\frac{1}{N} = m_N^2 = 2p^0 \cdot q^0$ and $\frac{1}{W} = -Q^2 = 2p^0 \cdot q^0$. We consider the limit $2p^0 \cdot q^0 = m_N^2 \ll Q^2$, then we have $2p^0 \cdot q^0 = 2p \cdot q$.

Within the nonrelativistic approximation the quarks with momenta (see Fig. 2) $zq^0 + \mathbf{k}$ and $zq^0 - \mathbf{k}$ are almost on mass shell. The integration over the gluon longitudinal momentum leads, in the first diagram, the upper quark with momentum $zq^0 + \mathbf{k}$ to be on shell, leaving only the quark propagator $(r_1^2 - m_s^2)^{-1}$ to be integrated over in the gluon k_T integration.

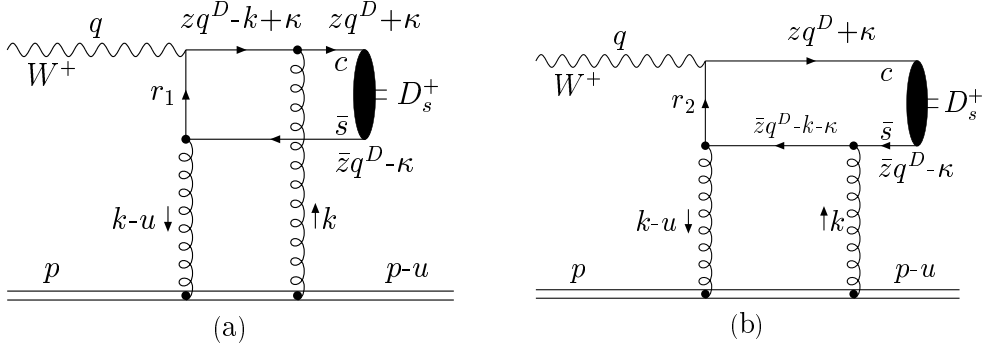


Figure 2: Two of the four sub-diagrams.

Using the Sudakov decomposition, we find

$$r_1^2 = m_s^2 = \frac{1}{z} (\bar{Q}^2 + k_T^2) \quad (7)$$

where $\bar{Q}^2 = z(1-z)(Q^2 + M_{D_s}^2)$, which is the relevant effective perturbative QCD factorization scale [5].

Using eikonal approximation and taking the CKM matrix element $V_{cs} = 1$, we write the contribution given by the Feynman graph in Fig. 2a as

$$A_1 = \frac{ie g_s^4 F_c}{8 \bar{z} \sin \theta} \int \frac{dk_T^2 \text{Tr}[\gamma_5 (\not{q}^D + M_{D_s}) \not{p} (z \not{q}^D - \not{k} + m_c) (1 - \gamma_5) (\not{p} + m_s) \not{p}]}{(2p - q)(k - u)(r_1^2 - m_s^2)} (k) \quad (8)$$

where $F_c = 2/3$ is the color factor, and (k) describes the emission of the gluon pair by the proton [3],

$$(k) = \frac{3}{4} f_{\text{BFKL}}(x; k_T^2) : \quad (9)$$

where f_{BFKL} is the gluon density unintegrated over k_T that satisfies the BFKL equation which effectively resums the leading $\ln[1/x]$ contributions, with

$$x = \frac{Q^2 + M_{D_s}^2}{2p - q} : \quad (10)$$

To relate f_{BFKL} to the conventional gluon density, which satisfies GLAP evolution, we must integrate over k_T^2

$$xg(x; \bar{Q}^2) = \int \frac{\bar{Q}^2 dk_T^2}{k_T^2} f_{\text{BFKL}}(x; k_T^2) : \quad (11)$$

In analogy to the derivation of (8), we find the sum of the four graphs in Fig. 2 is

$$A = \sum_{i=1}^4 A^i = \frac{3iz(1-z)eg_s^2 F_c}{2 \sin \theta} \int \frac{dk_T^2}{\bar{Q}^2 (\bar{Q}^2 + k_T^2)} \frac{\text{Tr}[\gamma_5 (\not{q}^D + M_{D_s}) \not{p} (z \not{q}^D - \not{k} + m_c) (1 - \gamma_5) (\not{p} + m_s) \not{p}]}{\text{Tr}[\gamma_5 (\not{q}^D + M_{D_s}) \not{p} (z \not{q}^D - \not{k} + m_c) (1 - \gamma_5) (\not{p} + m_s) \not{p}]} (k) : \quad (12)$$

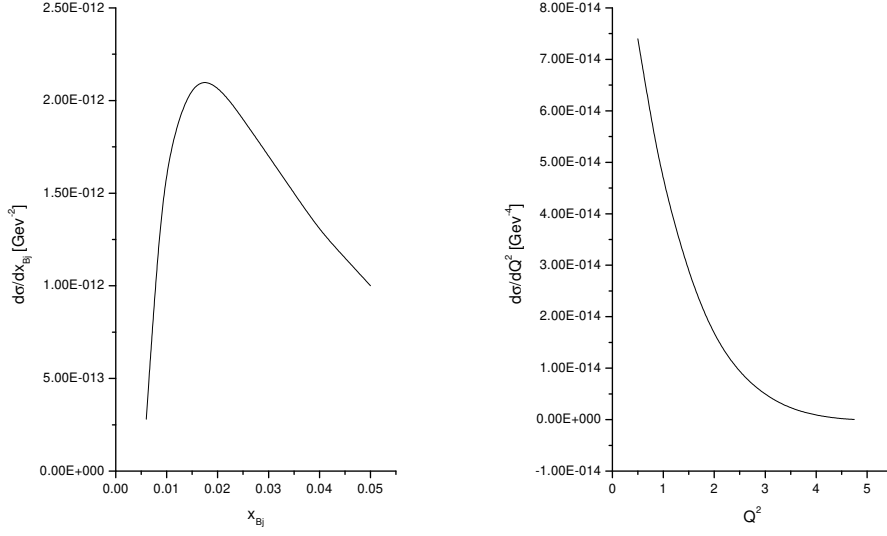


Figure 3: Differential cross sections as a function of Q^2 and x_{Bj} .

To the lowest order in k_T^2 , we have

$$A = \frac{3}{2} \frac{(1-z) e g_s^2 F_c (2p-q) q}{\sin^2 \theta_w \bar{Q}^4} (xg(x; \bar{Q}^2)) : \quad (13)$$

So far we have calculated only the imaginary part of the amplitude. We can use dispersion relations [2, 6] to determine the real part, and numerically we find it to be not negligible. Including the real part contribution as a perturbation we now rewrite the differential cross section (2) as

$$\frac{d}{dx_{Bj} dQ^2 dt} = \frac{e^2 (s - 2p - q) \hat{A} j}{16 (4)^3 \sin^2 \theta_w x_{Bj} s (Q^2 + M_W^2)^2} ; \quad (14)$$

where

$$A = \frac{12}{2} \frac{e g_b^2 s(Q^2) F_c}{\sin^2 \theta_w \bar{Q}^2} [xg(x; \bar{Q}^2) + \frac{i}{2} \frac{\partial (xg(x; \bar{Q}^2))}{\partial \ln x}] : \quad (15)$$

Since we are concerned with small x , the effect of the nonzero value of j_j of which the minimum is $x^2 m_N^2$, is expected to be small. Then we can integrate out t by

$$\int_0^Z dt e^{-bt} = \frac{1}{b} \quad (16)$$

where we will use the experimental slope value $b = 3.3 \text{ GeV}^{-2}$ as in similar processes[7].

To give numerical results, we use GRV LO parametrization [8] for the gluon density. The constant g_b can be expressed in terms of the decay constant,

$$h_0 j_c = (1 - \epsilon_5) s j_s^+ i = f_{D_s} q^D \quad (17)$$

which gives $g_D = f_{D_s} = 4$. Here we choose $f_{D_s} = 280 \text{ MeV}$ [9].

In Fig. 3 we show the results obtained for the differential cross section $d\sigma/dx_{Bj}$ and $d\sigma/dQ^2$. The neutrino energy has been chosen as $E_\nu = 50 \text{ GeV}$. For the plot of x_{Bj} -dependence, Q^2 has been integrated from 0.5 GeV^2 to the upper bound given by the constraint on inelasticity $y = Q^2/(2x_{Bj}p) < 1$. In the plot of Q^2 -dependence, x_{Bj} has been integrated from lower bound to 0.05 and taking the same kinematic constraint mentioned above.

Integrating over Q^2 and x_{Bj} in the kinematical region specified above gives a value for the total cross section of $\sigma = 2.75 \times 10^{-5} \text{ pb}$. In spite of this small cross section, the high luminosity available at the ν -factory in the future [10] would lead to a sizable number of events of the order of magnitude 10^4 .

Some discussions are in order. First, in the two gluons exchange processes in general we should encounter the so-called off-diagonal gluon distribution function [11], But it is expected that for small x there is no big difference between the off-diagonal and the usual diagonal gluon densities [12], so in the above calculations we have estimated the small x production rate by approximating the off-diagonal gluon density by the usual gluon density. This situation is similar to many diffractive production processes at hadron colliders [13, 14]. (for detailed discussions, see [13]).

Second, we have used $\bar{Q}^2 = z(1-z)(Q^2 + M_{D_s}^2)$ as the energy scale for the application of the perturbative QCD. The applicability of pQCD is guaranteed by the large value of $M_{D_s}^2 \gg (m_c + m_s)^2$. So Q^2 can be chosen to be rather small, say, $0.5-1.0 \text{ GeV}^2$.

Third, we have used nonrelativistic approximation to describe the D_s wavefunction, and this will cause some uncertainties in our calculation. Relativistic effects can be quite important and should be further considered in a similar way as in [15].

In conclusion, we have calculated the diffractive D_s production rate in the neutrino induced charge current DIS process in the two-gluon exchange model in QCD, and found the diffractive production of D_s to be observable with the high luminosity available at the ν -Factory in the future.

After the calculation in this work was completed, B. Lehmann-Dronke and A. Schafer [16] published a preprint treating the same process that we considered. But they consider exclusive D_s production in the large x_{Bj} region, $x_{Bj} = 0.19-0.69$. Although calculated in different methods and in different kinematic regions, our total cross section has the same magnitude as theirs.

We would like to thank F. Yuan for his valuable discussions and K.Y. Liu for some numerical calculations. This work was supported in part by the National Natural Science Foundation of China, and the Education Ministry of China.

References

- [1] M.G. Ryskin, Z. Phys. C 57, (1993)89; L. Frankfurt, W. Koepf and M. Strikman, Phys. Rev. D 54, (1996)3194.
- [2] S.J. Brodsky et al., Phys. Rev. D 50, (1994)3134.

- [3] M .G .Ryskin, R .G .Roberts, A .D .M artin and E .M .Levin, Z .Phys. C 76, (1997) 231.
- [4] E .L .Berger and D .Jones, Phys. Lett. B 442, (1998) 398.
- [5] E .G otsm an, E .Levin, U .M aor, Nucl. Phys. B 493 (1997) 354; E .M .Levin, A .D .M artin, M .G .Ryskin, T .Teubner, Z .Phys. C 74 (1997) 671.
- [6] J .C .Collions, L .Frankfurt and M .Strikm an, Phys. Rev. D 56, (1997) 1982.
- [7] A .E .A sratyan et al, Z .Phys. C 58, (1993) 55; P .Annis et al, Phys. Lett. B 435, (1998) 458.
- [8] M .G luck et al, Z Phys. C 67, (1995) 433.
- [9] M .Chada, Phys. Rev. D 58, (1998) 032002.
- [10] B .J .K ing, hep-ex/9911008; M .L .M angano et al, hep-ph/0105155.
- [11] X .Ji, Phys. Rev. Lett. 78, (1997)610; Phys. Rev. D 55, (1997)7114; A .V .Rakyushkin, Phys. Lett. B 385, (1996)333; 380, (1996)417; Phys. Rev. D 56, (1997)5524.
- [12] P .Hoodbhoy, Phys. Rev. D 56, (1997)388; L .Frankfurt et al, Phys. Lett. B 418, (1998)345; A .D .M artin, M .G .Ryskin, Phys. Rev. D 57, (1998)6692.
- [13] F .Yuan and K .T .Chao, Phys. Rev. D 60, (1999)094012.
- [14] F .Yuan, J .X .Xu, H .A .Peng and K .T .Chao, Phys. Rev. D 58, (1998)114016; F .Yuan and K .T .Chao, Phys. Rev. D 60, (1999)094009; F .Yuan and K .T .Chao, Phys. Rev. D 60, (1999)114018.
- [15] E .M .Levin, A .D .M artin, M .G .Ryskin and T .Teubner, Z Phys. C 74, (1997)671; J .Tang, J .H .Liu and K .T .Chao, Phys. Rev. D 51, (1995)3501.
- [16] B .Lehm ann D ronke and A .Schafer, Phys. Lett. B 521, (2001)55. (hep-ph/0107312).