

Complete LEP Data: Status of Higgs Boson Searches

André Sopczak

Lancaster University

Abstract

The LEP experiments completed data-taking in November 2000. New preliminary combined results of the four LEP experiments ALEPH, DELPHI, L3 and OPAL are presented for various Higgs boson searches.

Complete LEP Data: Status of Higgs Boson Searches

André Sopczak
Lancaster University
E-mail: andre.sopczak@cern.ch

The LEP experiments completed data-taking in November 2000. New preliminary combined results of the four LEP experiments ALEPH, DELPHI, L3 and OPAL are presented for various Higgs boson searches.

After 11 years of operation the LEP experiments have completed data-taking. In 2000 the center-of-mass energy was pushed to 209 GeV with most data taken around 206 GeV. In the last three years of operation a luminosity of about 687 pb^{-1} was delivered to each experiment, which exceeded expectations. Despite hints for a Higgs boson discovery around 116 GeV data-taking was not continued in 2001.

1 Standard Model Higgs Boson

In September 2000, ALEPH presented a data excess consistent with the reaction $e^+e^- \rightarrow HZ \rightarrow b\bar{b}q\bar{q}$ for a Higgs boson mass of about 115 GeV^1 which was not confirmed by the other LEP experiments. In November 2000, L3 provided support for a signal observation with a $HZ \rightarrow b\bar{b}\nu\bar{\nu}$ candidate event at the same mass. For the summer conferences in 2001, all experiments updated their analyses and the probability of the data to be consistent with the Standard Model (SM) background is increased, as detailed in Table 1². The confidence levels CL_b for a signal observation and CL_s for setting mass limits are shown in Fig. 1. The resulting SM Higgs boson mass limit is 114.1 GeV at 95% CL. The reconstructed mass distribution and a list of candidate events are shown in Fig. 2. In extensions of the SM the HZZ coupling might be weaker and thus the production cross section is reduced. Figure 3 shows limits on the reduction factor at 95% CL. Even if the SM cross section is reduced by a factor three, a Higgs boson mass up to 110 GeV is excluded.

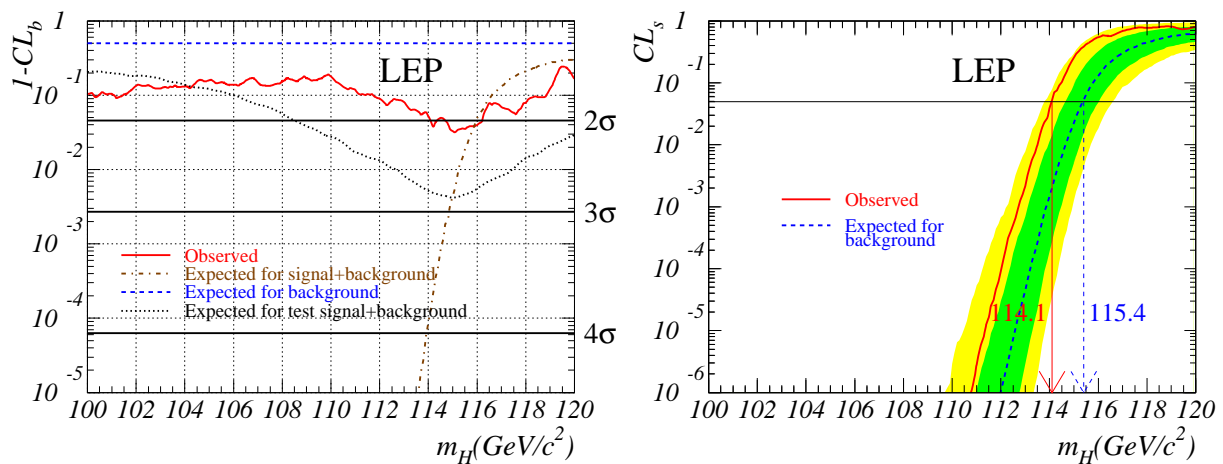


Figure 1: Confidence levels $1 - CL_b$ and CL_s from combining the data collected by the four LEP experiments at energies from 189 to 209 GeV. The solid curve is the observed result. The shaded areas represent the symmetric 1σ and 2σ probability bands. The horizontal line at $CL_s = 0.05$ gives the mass limits at 95% CL.

	ALEPH	DELPHI	L3	OPAL	LEP	Significance (σ)
Sep. 5, 2000*	1.6×10^{-4}	0.67	0.84	0.47	2.5×10^{-2}	2.2
Nov. 3, 2000	6.5×10^{-4}	0.68	6.8×10^{-2}	0.19	4.2×10^{-3}	2.9
Summer 2001	2.6×10^{-3}	0.77	0.32	0.20	3.4×10^{-2}	2.1

Table 1: Background probabilities $1 - CL_b$ at a Higgs boson test-mass of $m_H = 115$ GeV, for the individual experiments and for the LEP data combined. (*) The results presented at the LEPC of September 5 were revised for the LEPC of November 3. The revised values are listed.

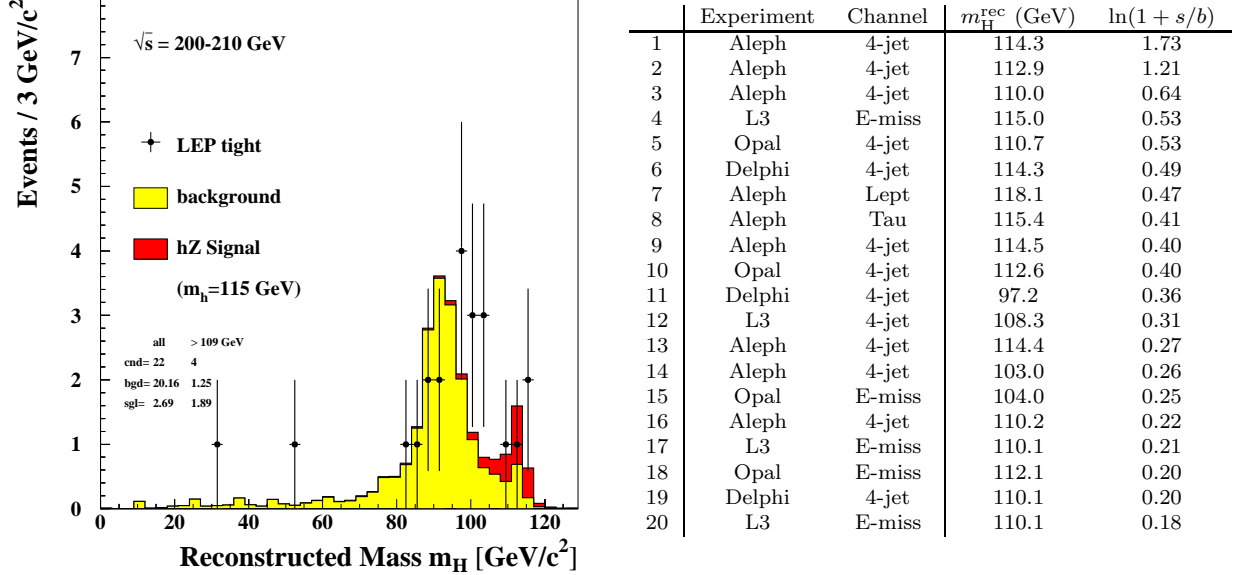


Figure 2: Left: Distribution of the reconstructed SM Higgs boson mass in searches conducted at energies between 200 and 210 GeV. The figure displays the data (dots with error bars), the predicted SM background and the prediction for a Higgs boson of 115 GeV mass. The number of data events selected with mass larger than 109 GeV is 4, while 1.25 are expected from SM background processes and 1.89 from a 115 GeV signal. Right: Properties of the candidates with the highest signal-over-background ratio $\ln(1 + s/b)$ at 115 GeV. The corresponding expected signal and background rates are 8.8 and 16.5 events, respectively.

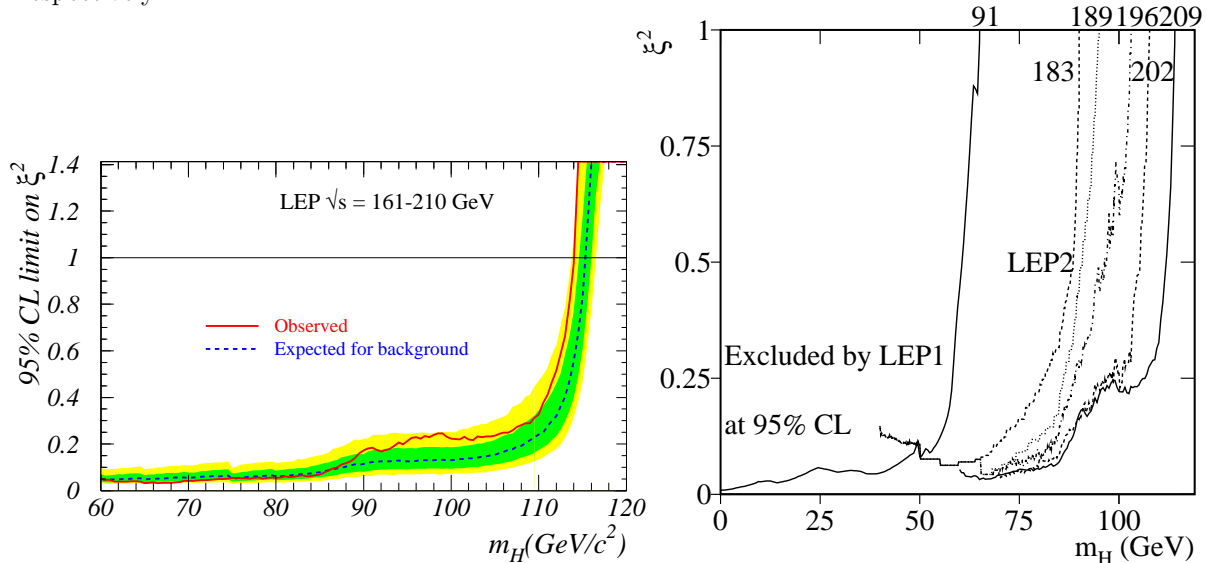


Figure 3: Left: The 95% CL upper bound on ξ^2 as a function of m_H , where $\xi = g_{HZZ}/g_{HZZ}^{\text{SM}}$ is the HZZ coupling relative to the SM coupling. About 2σ deviations from the expectation are observed at $m_H = 98$ GeV and $m_H = 115$ GeV. Right: The excluded (ξ^2, m_H) region including 209 GeV data is compared with the results from combined LEP1 data³, taken around 91 GeV center-of-mass energy, and previous LEP2 limits⁴ up to 183, 189, 196 and 202 GeV. The ξ^2 limit below 100 GeV does not become significantly stronger when the 209 GeV data, taken in 2000, is included.

2 MSSM Benchmark Results

The Minimal Supersymmetric extension of the Standard Model (MSSM) is the most attractive alternative to the SM. The $e^+e^- \rightarrow hA$ and $e^+e^- \rightarrow hZ$ production cross sections are complementary. The LEP experiments have searched for the reactions $e^+e^- \rightarrow hA \rightarrow b\bar{b}b\bar{b}$ and $b\bar{b}\tau^+\tau^-$. Confidence levels CL_b and CL_s are given in Fig. 4 for the so-called benchmark results in the MSSM for large mixing in the scalar-top sector (m_h -max)⁵.

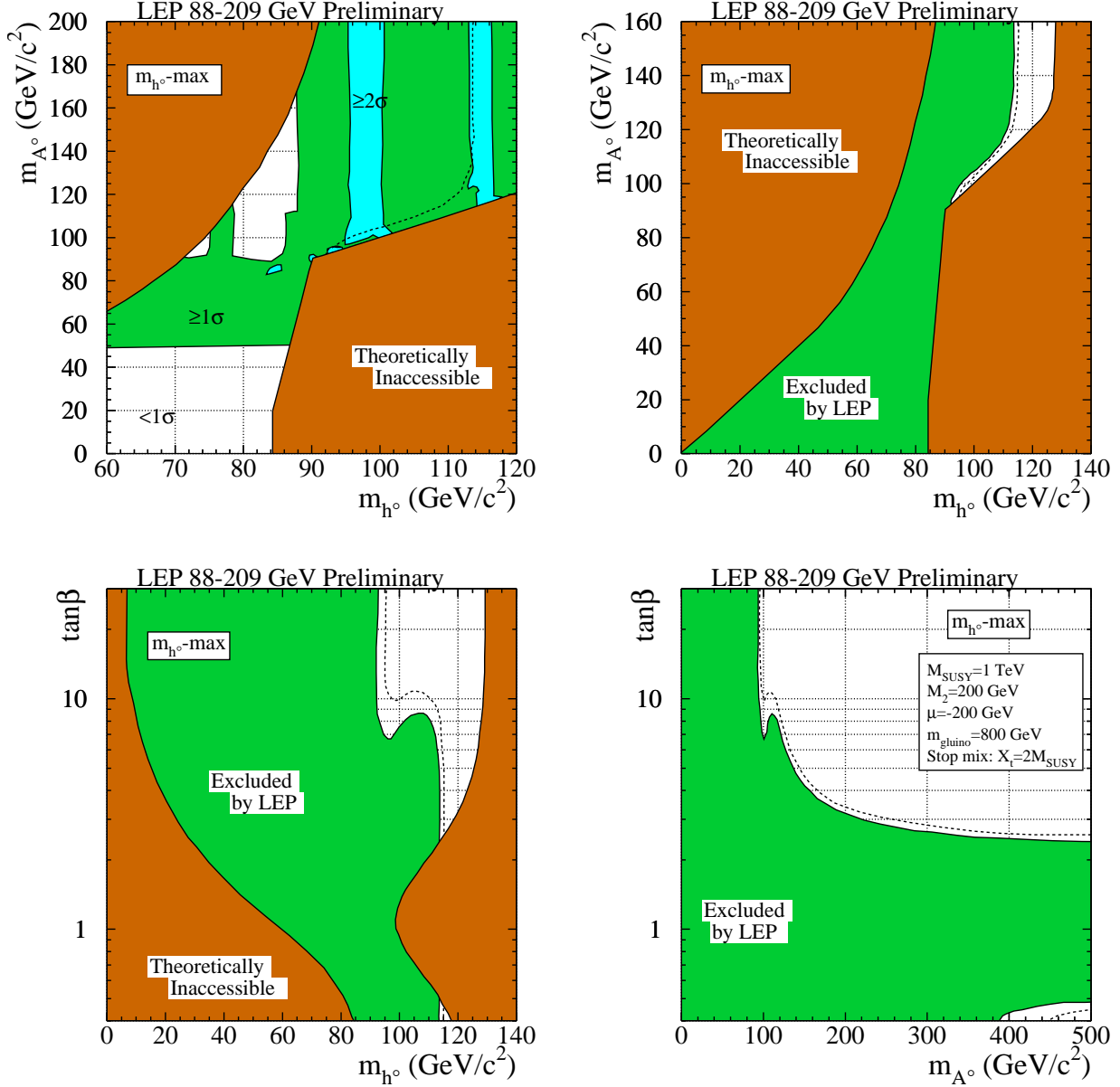


Figure 4: Upper left: Distribution of the discovery confidence level $1 - CL_b$ for the m_h -max benchmark, projected onto the (m_h, m_A) plane by combining the data of the four LEP experiments at energies from 88 to 209 GeV. In the white domain the observation either shows a deficit or is less than 1σ above the background prediction; in the domains labelled $\geq 1\sigma$ and $\geq 2\sigma$ the observation is between 1σ and 2σ and larger than 2σ above the prediction, respectively. The other plots show the 95% CL bounds on m_h , m_A and $\tan\beta$ for the m_h -max benchmark. The full lines represent the actual observation and the dashed lines the limits expected on the basis of ‘background only’ Monte Carlo experiments. Upper right: projection (m_h, m_A) ; lower left: projection $(m_h, \tan\beta)$; lower right: projection $(m_A, \tan\beta)$.

3 A General MSSM Parameter Scan

Important reductions of the mass limits compared to benchmark results were reported for LEP1 and first LEP2 data^{6,7}. With increasing statistics the reduction was only a few GeV by including the 189 GeV data of one LEP experiment (DELPHI)⁸, and similar for OPAL⁹. Figure 5 shows new results from a MSSM parameter scan for complete DELPHI data up to 209 GeV, leading to mass limits of 89 GeV on both scalar and pseudoscalar neutral Higgs bosons¹⁰. These are almost identical to the DELPHI benchmark limits¹¹. Figure 5 (lower right) shows the importance of searches for invisible Higgs bosons¹² which could decay into neutralinos for some parameter combinations of the scan (outside of the benchmark).

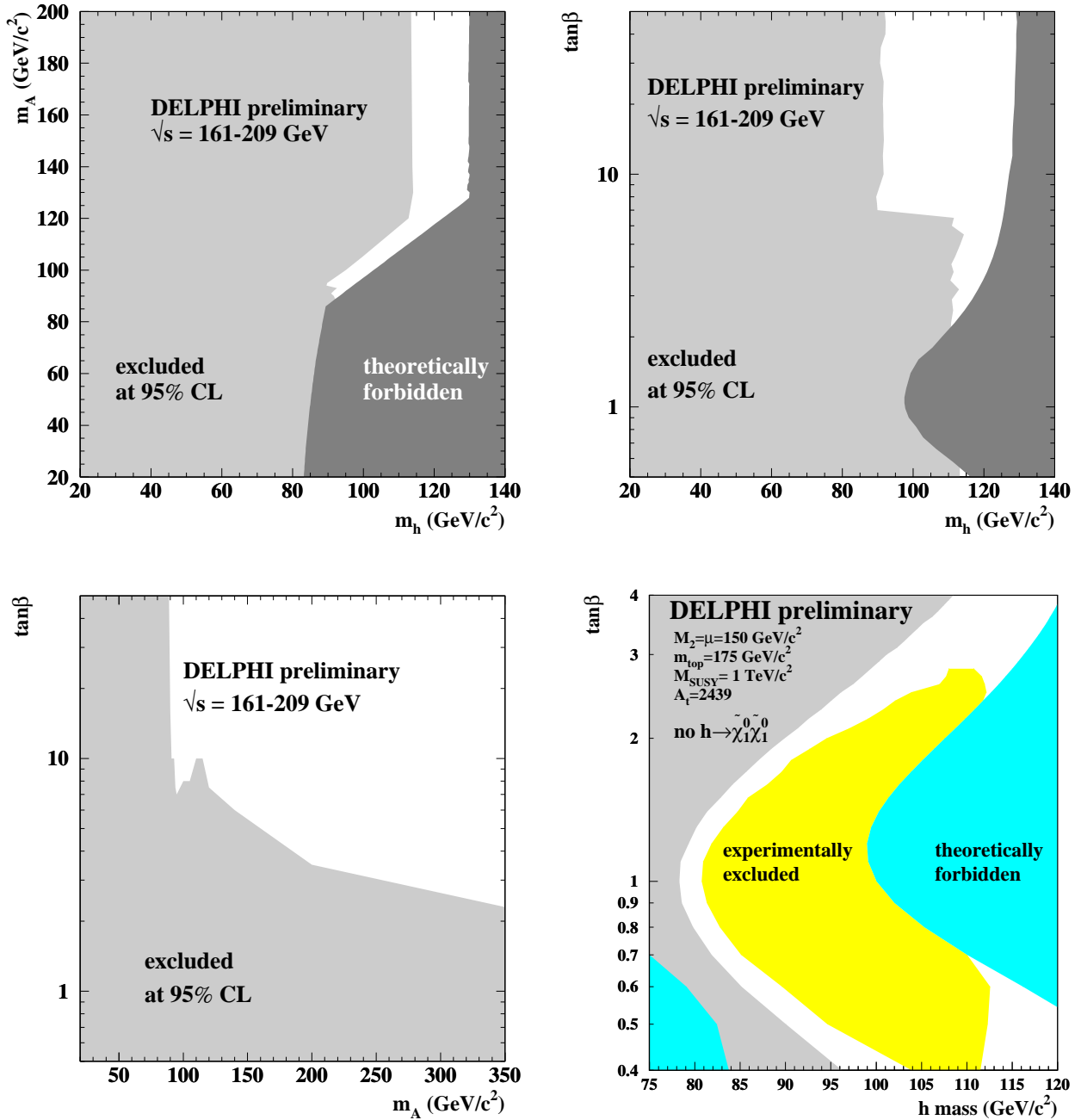


Figure 5: MSSM parameter scan results for DELPHI data at energies from 161 to 209 GeV. Upper left: projection (m_h, m_A) ; upper right: projection $(m_h, \tan \beta)$; lower left: projection $(m_A, \tan \beta)$. Lower right: excluded parameter combinations from searches for invisibly decaying Higgs bosons from 189 to 209 GeV data.

Limits on the $e^+e^- \rightarrow hA \rightarrow b\bar{b}b\bar{b}$ and $b\bar{b}\tau^+\tau^-$ production rates are given in Fig. 6⁵ for the example of $m_h \approx m_A$. As noted previously for 202 GeV data, taken in 1999, and first 2000 data, h and A mass limits were 2 GeV below expectation¹³ and this tendency is enhanced by including 209 GeV data, in which case they are 3.1 to 3.6 GeV below the expectations of about 95 GeV. A possible explanation is given that the HZ excess at about 115 GeV is due to the heavier scalar and that, in addition, the production of hA with masses between 90 and 100 GeV occurs¹³. Figure 6 shows a data excess above 2σ for $m_h + m_A = 187$ GeV in the $b\bar{b}b\bar{b}$ channel. The same data excess is also expressed in the CL_b and CL_s distributions as shown in Fig. 7. The hypothesis of the production of three MSSM Higgs bosons is supported by the data excess seen in Fig. 2 at 100 GeV which could result from hZ production in addition to HZ production. For the reported MSSM parameters¹³ $\cos^2(\beta - \alpha) \approx 0.9$; therefore $\sin^2(\beta - \alpha) = \xi^2 \approx 0.1$. The ξ^2 limit in the 100 GeV mass region shows a deviation of about 2σ between expected and observed limit, as seen in Fig. 3 (left). Figure 3 (right) shows that this new support is only observed in the complete LEP data.

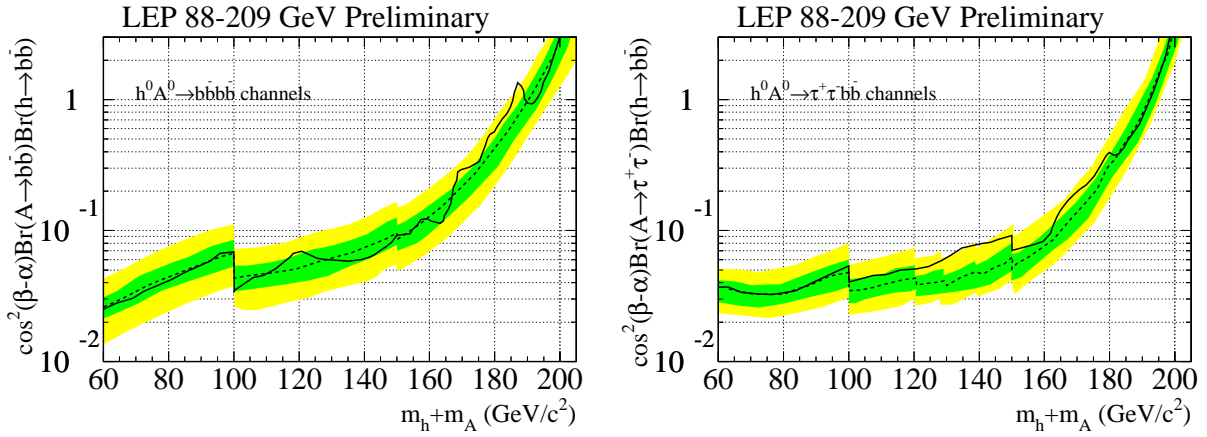


Figure 6: Limits on the hA cross section as a function of $m_h + m_A$ at 95% CL ($m_h \approx m_A$) for the MSSM processes $e^+e^- \rightarrow hA \rightarrow b\bar{b}b\bar{b}$ and $b\bar{b}\tau^+\tau^-$. This corresponds to limits of $\cos^2(\beta - \alpha)$ in the general extension of the SM with two Higgs boson doublets. The data of the four LEP experiments collected at energies from 88 to 209 GeV are combined. The solid curve is the observed result and the dashed curve shows the expected median. Shaded areas indicate the 1σ and 2σ probability bands.

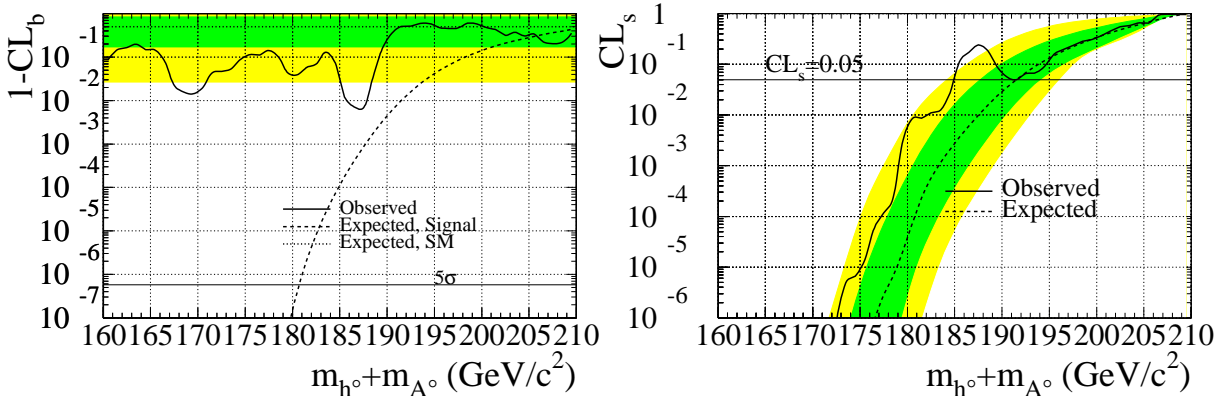


Figure 7: The confidence levels $1 - CL_b$ and CL_s as a function of $m_h + m_A$ for the case $m_h \approx m_A$ (where only the $e^+e^- \rightarrow hA$ process contributes since $\sin^2(\beta - \alpha) \approx 0$). The straight line at 0.5 and the shaded 1σ and 2σ probability bands represent the expected background-only result. The solid curve is the observed result and the dashed curve shows the expected median for a signal. The horizontal line at $1 - CL_b = 5.7 \times 10^{-7}$ indicates the level for a 5σ discovery and the intersections of the curves with the horizontal line at $CL_s = 0.05$ give the limit on $m_h + m_A$ at 95% CL. The data of the four LEP experiments collected at energies from 88 to 209 GeV are combined.

4 Charged Higgs Bosons

The search for charged Higgs bosons is performed in the framework of the general extension of the SM with two Higgs boson doublets. The combined CL_b distributions from the four LEP experiments for the reactions $e^+e^- \rightarrow H^+H^- \rightarrow c\bar{c}s$ and $\tau^+\nu\tau^-\bar{\nu}$ are presented in Fig. 8¹⁴. The resulting mass limit, which also includes the $c\tau\nu$ channel, is 78.6 GeV at 95% CL and it is valid for any branching ratio $\text{Br}(H^+ \rightarrow \tau^+\nu)$ as shown in Fig. 9. The cross section limit for the $c\bar{c}s$ channel shows that the barrier from irreducible WW background events is almost passed. Optimization of the analyses of each individual experiment for higher masses could increase the decay-mode-independent reach by more than 5 GeV. Already a pre-LEP2 study¹⁵ based on a luminosity of 500 pb^{-1} pointed out that ‘..., the kinematic region above m_W will be a challenge for the decay-mode-independent sensitivity, it might even be unfeasible ...’.

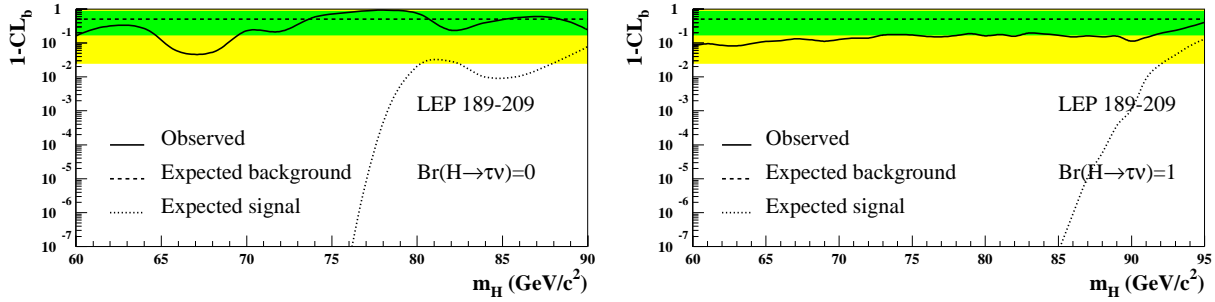


Figure 8: The $1 - CL_b$ distributions for the $c\bar{c}s$ and $\tau^+\nu\tau^-\bar{\nu}$ channels, combining the data collected by the four LEP experiments at energies from 189 to 209 GeV. The shaded areas represent the 1σ and 2σ probability bands. Owing to the large irreducible $WW \rightarrow c\bar{c}s$ background, less sensitivity is obtained near the W mass for the case $\text{Br}(H^+ \rightarrow \tau^+\nu) = 0$ as it can be seen from the expected signal probability curve.

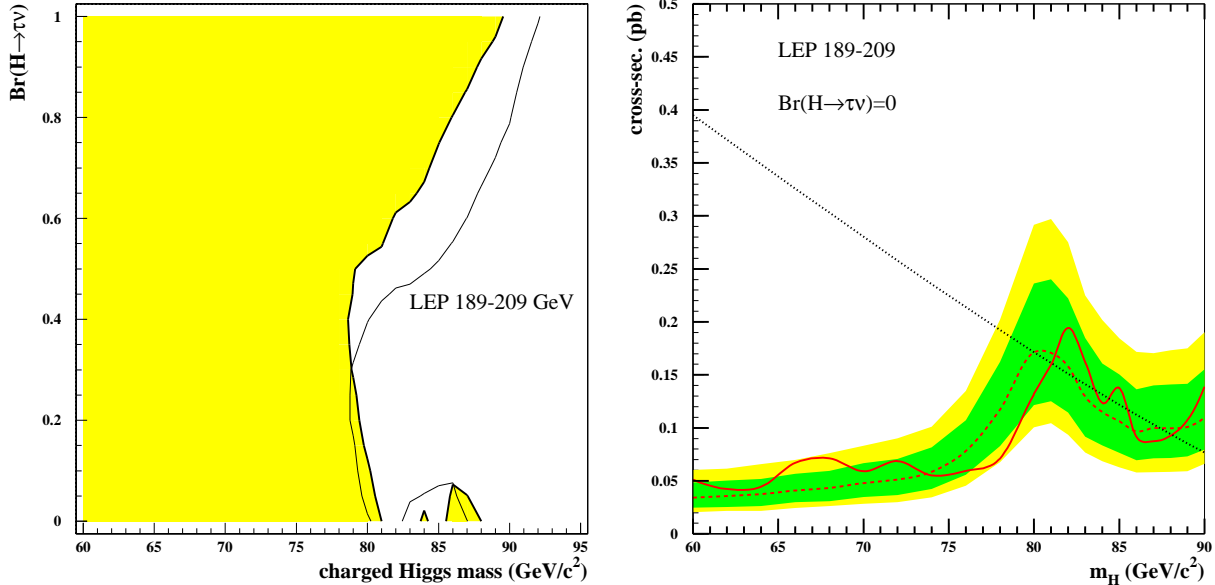


Figure 9: Left: The 95% CL bounds on m_{H^\pm} as a function of the branching ratio $\text{Br}(H^+ \rightarrow \tau^+\nu)$, combining the data collected by the four LEP experiments at energies from 189 to 209 GeV. The expected median limits are indicated by the thin line and the observed limits by the thick line. Right: The 95% CL bounds on the production cross section for $\text{Br}(H^+ \rightarrow \tau^+\nu) = 0$. The observed limit is given by the solid line and the expected limits are indicated by the dashed line and the shaded bands (1σ and 2σ). The dotted line gives the expected cross section at 206 GeV center-of-mass energy. Radiative corrections vary the cross section by typically $\pm 10\%$ depending on the model parameters^{16,17}.

5 Invisible Higgs Boson Decays

In some models the Higgs boson can decay into invisible particles, such as neutralinos or majorons. The search for these Higgs bosons is performed in the Higgs bremsstrahlung process in association with a Z boson. All hadronic and charged leptonic Z decays are investigated¹⁸. The CL_s distribution and the cross section limit are given in Fig. 10. The mass limit is 114.4 GeV.

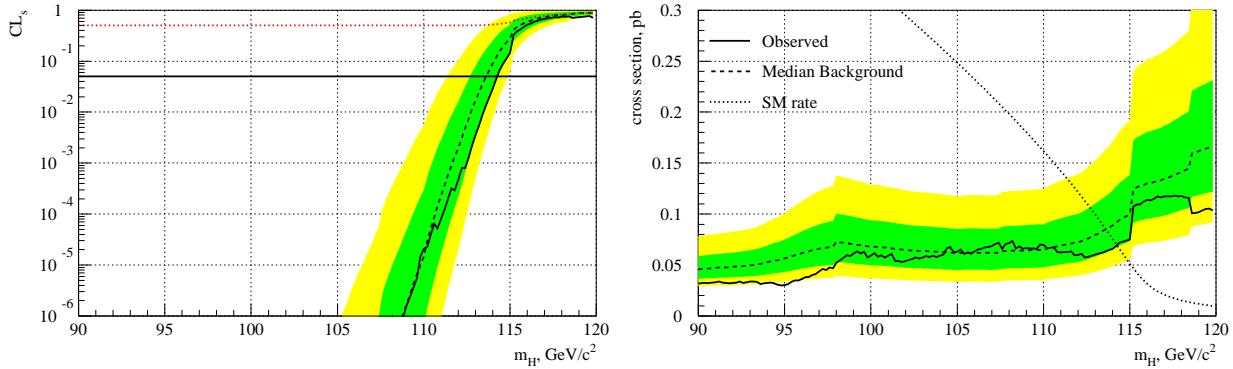


Figure 10: Left: The CL_s distribution for all hadronic and charged leptonic channels for invisible Higgs boson decays, combining the data collected by the four LEP experiments at energies from 200 to 209 GeV. The observed limit is given by the solid line and the expected limits are indicated by the dashed line and the shaded bands (1σ and 2σ). The horizontal line at $CL_s = 0.05$ gives the limit at 95% CL. Right: The 95% CL bounds on the production cross section for $\text{Br}(H' \rightarrow \text{invisible}) = 1$. The observed limit is given by the solid line and the expected limits are indicated by the dashed line and the shaded bands (1σ and 2σ). The dotted line gives the expected cross section at 206 GeV for Higgs bosons decaying 100% invisibly.

6 Flavour-Independent Higgs Boson Decays

While in the SM the Higgs boson decays predominantly into b-quarks, in many extensions such as the general two Higgs doublet model, the b-quark coupling could be suppressed. Therefore, the search for Higgs boson bremsstrahlung in the four-jet, two-jet and two-lepton, and two-jet and missing-energy channels is generalized for flavor-independent hadronic Higgs boson decays¹⁹. Stringent limits are given in Fig. 11. The expected limit is only 2.6 GeV below the SM limit, which is remarkable since b-tagging is a very important search tool.

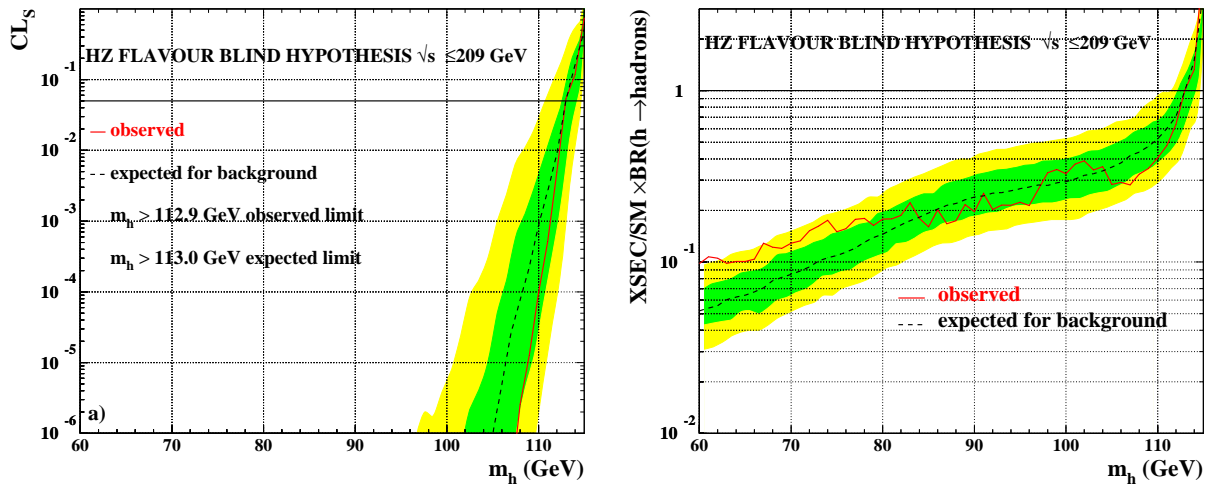


Figure 11: Left: The CL_s distribution for all hadronic and charged leptonic channels for flavor-independent hadronic Higgs boson decays, combining the data collected by the four LEP experiments at energies up to 209 GeV. The production cross section of the SM and $\text{Br}(h \rightarrow q\bar{q}) = 1$ is assumed. The observed limit is given by the solid line and the expected limits are indicated by the dashed line and the shaded bands (1σ and 2σ). The horizontal line at $CL_s = 0.05$ gives the limit at 95% CL. Right: The 95% CL bounds on the production cross section normalized to the SM cross section. The observed limit is given by the solid line and the expected limits are indicated by the dashed line and the shaded bands (1σ and 2σ).

7 Photonic Higgs Boson Decays

It is possible that the Higgs boson does not decay into fermions. In this case the decays into $\gamma\gamma$, WW and ZZ are dominant. As a fermiophobic benchmark model, the production and decays of the SM Higgs boson are assumed and all couplings to fermions are set to zero²⁰. Figure 12 shows the expected Higgs boson branching fractions and the mass limits from the search by all LEP experiments in the $h \rightarrow \gamma\gamma$ channel.

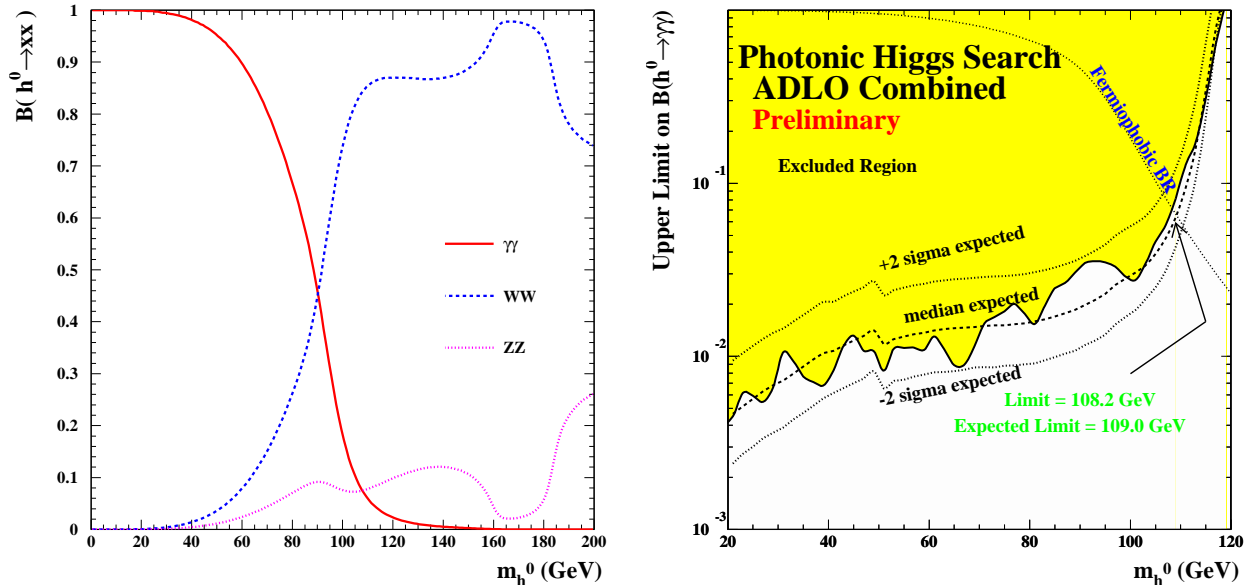


Figure 12: Left: Branching fraction of the fermiophobic benchmark model where only the bosonic Higgs decay modes are allowed. Right: Limits at 95% CL on the branching fraction $h \rightarrow \gamma\gamma$ assuming SM production cross sections. The observed limit is given by the solid line and the expected limits are indicated by the dashed line and the 2σ bands. The dotted line gives the expected branching fraction in the fermiophobic benchmark model.

8 Conclusions

The combination of the complete data from the four LEP experiments resulted in a large increase for the sensitivity of Higgs bosons. The data shows a preference for a SM Higgs boson of 115.6 GeV. Further small data excesses for Higgs boson pair-production and bremsstrahlung between 90 and 100 GeV allow the hypothesis that h , A and H of the MSSM all have masses between 90 and 116 GeV. Previously reported MSSM parameter combinations from a general scan are supported by the complete data set. The data is also consistent with the background-only hypothesis which results in stringent mass limits for the SM Higgs boson, the neutral Higgs bosons of the MSSM, charged Higgs bosons, invisible Higgs boson decays, flavour-independent hadronic Higgs boson decays, and fermiophobic Higgs boson decays. Table 2 summarizes these limits, and in addition compares benchmark and scan limits in the MSSM.

Model	Obs.	Exp.	\sqrt{s} (GeV)	Data	m_h^b	m_A^b	m_h^s	m_A^s
SM	114.1	115.6	91 ^{21,6}	L3	41.0	none	25	none
MSSM (m_h)	91.0	94.6	172 ^{22,7}	DELPHI	59.5	51.0	30	none
MSSM (m_A)	91.9	95.0	183 ^{23,24}	DELPHI	74.4	75.2	67	75
H^+H^-	78.6	78.8	189 ^{25,8}	DELPHI	82.6	84.1	75	78
Invisible	114.3	113.6	189 ⁹	OPAL	74.8	76.5	72	76
Flavor-independent	112.9	113.0	202 ²⁶	DELPHI	85.9	86.5	85	86
Fermiophobic	108.2	109.0	202 ^{27,4}	LEP	88.3	88.4	86	87
			209 ^{11,10}	DELPHI	89.6	90.7	89	89

Table 2: Left: Observed and expected Higgs boson mass limits from complete LEP data in various models. Right: Benchmark (b) and scan (s) mass limits in the MSSM. All limits are in GeV at 95% CL.

Acknowledgments

I would like to thank the organizers of the conference for their kind hospitality, and Pierre Lutz, Bill Murray and Alex Read for comments on the manuscript.

References

1. D. Schlatter for the ALEPH Coll., LEP Committee Open Session, Sep. 5, 2000.
2. ALEPH, DELPHI, L3 and OPAL Coll. and the LEP working group for Higgs boson searches, CERN-EP/2001-55.
3. A. Sopczak, DESY 97-129, Indian J. Phys. **A 72** (1998) 495.
4. A. Sopczak, hep-ph/0004015, Proc. Seventh Int. Symposium on Particles, Strings and Cosmology, PASCOS-99, Granlibakken, USA, 10–17 Dec. 1999 (World Scientific, Singapore, 2000), p. 511.
5. ALEPH, DELPHI, L3 and OPAL Coll. and the LEP working group for Higgs boson searches, LHWG Note/2001-04.
6. J. Rosiek and A. Sopczak, Phys. Lett. **B 341** (1995) 419.
7. A. Sopczak, Eur. Phys. J. **C 9** (1999) 107.
8. DELPHI Coll., P. Abreu et al., Eur. Phys. J. **C 17** (2000) 549.
9. OPAL Coll., G. Abbiendi et al., Eur. Phys. J. **C 12** (2000) 567.
10. DELPHI Coll., DELPHI 2001-081 CONF 509, contributed paper for EPS HEP 2001 (Budapest) and LP01 (Rome).
11. DELPHI Coll., DELPHI 2001-078 CONF 506, contributed paper for EPS HEP 2001 (Budapest) and LP01 (Rome).
12. DELPHI Coll., DELPHI 2001-079 CONF 507, contributed paper for EPS HEP 2001 (Budapest) and LP01 (Rome).
13. A. Sopczak, hep-ph/0011285, Proc. DPF-2000, Columbus, Ohio, Aug. 9–12, 2000, <http://www.dpf2000.org/BSM1.htm#ses4>.
14. ALEPH, DELPHI, L3 and OPAL Coll. and the LEP working group for Higgs boson searches, LHWG Note/2001-05.
15. A. Sopczak, Int. J. Mod. Phys. **A 9** (1994) 1747.
16. A. Arhrib and G. Moultaqa, Nucl. Phys. **B 558** (1999) 3.
17. J. Guasch, W. Hollik and A. Kraft, Nucl. Phys. **B 596** (2001) 66.
18. ALEPH, DELPHI, L3 and OPAL Coll. and the LEP working group for Higgs boson searches, LHWG Note/2001-06.
19. ALEPH, DELPHI, L3 and OPAL Coll. and the LEP working group for Higgs boson searches, LHWG Note/2001-07.
20. ALEPH, DELPHI, L3 and OPAL Coll. and the LEP working group for Higgs boson searches, LHWG Note/2001-08.
21. A. Sopczak, Ph.D. Thesis, Univ. of California, San Diego (1992);
L3 Coll., O. Adriani et al., Phys. Lett. **B 294** (1992) 457;
Z. Phys. **C 57** (1993) 355.
22. DELPHI Coll., P. Abreu et al., Eur. Phys. J. **C 2** (1998) 1.
23. DELPHI Coll., DELPHI 98-95 CONF-163, contributed paper for ICHEP 1998 (Vancouver).
24. DELPHI Coll., DELPHI 98-124 CONF-185, contributed paper for ICHEP 1998 (Vancouver).
25. DELPHI Coll., P. Abreu et al., Eur. Phys. J. **C 17** (2000) 187.
26. DELPHI Coll., P. Abreu et al., subm. Eur. Phys. J. **C**, CERN-EP/2001-87.
27. ALEPH, DELPHI, L3 and OPAL Coll. and the LEP working group for Higgs boson searches, ALEPH 2000-074 CONF 2000-051, DELPHI 2000-148 CONF 447, L3 Note 2600, OPAL TN 661.