

Global Analysis of the post-SNO Solar Neutrino Data for Standard and Non-Standard Oscillation Mechanisms

A.M. Gago^{1,2,3}, M. M. Guzzo⁴, P. C. de Holanda⁵, H. Nunokawa^{4,6}, O. L. G. Peres⁴,
 V. Pleitez⁶ and R. Zukanovich Funchal³

¹ *Sección Física, Departamento de Ciencias, Pontificia Universidad Católica del Perú,
 Apartado 1761, Lima, Perú*

² *Department of Physics, California State University, Dominguez Hills, Carson CA 90747, USA*

³ *Instituto de Física, Universidade de São Paulo, C. P. 66.318, 05315-970 São Paulo SP, Brazil*

⁴ *Instituto de Física Gleb Wataghin, Universidade Estadual de Campinas – UNICAMP
 13083-970 Campinas SP, Brazil*

⁵ *The Abdus Salam International Center for Theoretical Physics, I-34100 Trieste, Italy*

⁶ *Instituto de Física Teórica, Universidade Estadual Paulista
 Rua Pamplona 145, 01405-900 São Paulo SP, Brazil*

Abstract

What can we learn from solar neutrino observations? Is there any solution to the solar neutrino anomaly which is favored by the present experimental panorama? After SNO results, is it possible to affirm that neutrinos have mass? In order to answer such questions we analyze the current available data from the solar neutrino experiments, including the recent SNO result, in view of many acceptable solutions to the solar neutrino problem based on different conversion mechanisms, for the first time, using the same statistical procedure. This allows us to do a direct comparison of the goodness of the fit among different solutions, from which we can discuss and conclude on the current status of each proposed dynamical mechanism. These solutions are based on different assumptions: (a) neutrino mass and mixing, (b) non-vanishing neutrino magnetic moment, (c) the existence of non-standard flavor-changing and non-universal neutrino inter-

actions and (d) the tiny violation of the equivalence principle. We investigate the quality of the fit provided by each one of these solutions not only to the total rate measured by all the solar neutrino experiments but also to the recoil electron energy spectrum measured at different zenith angles by the Super-Kamiokande collaboration. We conclude that several non-standard neutrino flavor conversion mechanisms provide a very good fit to the experimental data which is comparable with (or even slightly better than) the most famous solution to the solar neutrino anomaly based on the neutrino oscillation induced by mass.

PACS numbers: 14.60.Pq, 13.15.+g, 26.65.+t

I. INTRODUCTION

Solar neutrino observations coming from Homestake [1], Kamiokande [2], SAGE [3], GALLEX [4], GNO [5], and Super-Kamiokande (SK) [6] have been suggesting a picture which is conflicting with the predictions from the Standard Solar Model (SSM) [7–9], strongly indicating disappearance of solar electron neutrinos on their way from the Sun to the terrestrial detectors. This has been known for many years as the *Solar Neutrino Problem* (SNP) [7].

The extraordinary new result from the Sudbury Neutrino Observatory (SNO) [10], inaugurates a new era in the quest for the solution to the long-standing puzzle of missing solar neutrinos. For the first time in the history of solar neutrino observations, a direct indication of the presence of non-electron active neutrino component in the solar neutrino flux is obtained. This cannot be explained by any conceivable modification of the SSM but do require some departure from the standard electroweak theory. The indication of non-electron active component is based on the difference of ^8B neutrino flux detected through charged current events in SNO and the neutrino electron elastic scattering events observed by the SK collaboration, the former obtaining a lower rate than the latter. Such difference can be explained by the conversion of electron neutrinos into active non-electron (ν_μ or ν_τ) neutrinos along their trajectory from the Sun to the detectors at the Earth [10,11].

As we will see, the hypothesis of no flavor conversion of solar electron neutrinos is strongly in conflict with the prediction of the SSM; it is now only acceptable at very small confidence level ($\sim 10^{-12}$) if only the total rates from solar neutrino experiments is considered (see Sec. IV). The disagreement among the observed solar neutrino data and the theoretical predictions can be relaxed to 4σ level (7×10^{-5}) [12] if one allows all the solar neutrino fluxes to be free parameters in fitting the measured solar neutrino event rates. However, this can only be obtained under the extreme assumption of vanishing ^7Be neutrino flux, which is quite difficult to explain.

Several mechanisms can induce neutrino flavor conversion when one assumes that neutrinos are endowed with some properties not present in the minimal standard electroweak theory [13]. The most well known mechanism is the neutrino oscillation induced by mass and mixing [14–17]. The fact that the terrestrial experiments are less sensitive to these resulting non-electron neutrinos can explain their observed lower counting rates. The purpose of this article is to compare quantitatively the capabilities of several different mechanisms to explain solar neutrino data, for the first time, based on the same statistical procedure.

Readers are invited to take a look at Tables III and IV which summarize our most important results. A number of possible solutions to the solar neutrino anomaly still survives even after SNO results, fitting the data with significant confidence level. In fact, combined analysis of the data, which includes not only the total rates measured by all solar neutrino experiments but also some information which is independent of the total neutrino flux, namely, the energy spectrum and the zenithal dependence of the data, suggests that the large mixing angle MSW solution in matter, as well as the mechanisms based on resonant spin-flavor precession, non-standard neutrino interactions and violation of the equivalence principle all provide a fit of the data with the confidence level $\gtrsim 60\%$.

In Sec. II, we briefly review several mechanisms that induce flavor conversion of solar neutrinos, which will be discussed in this work: (a) mass induced oscillation in vacuum and in matter (b) resonant spin-flavor precessions induced by a non-vanishing neutrino magnetic moment, (c) the existence of non-standard neutrino interactions inducing flavor-changing and non-universal currents and (d) the violation of the equivalence principle. In Sec. III, the procedure of the statistical analysis used in this work is presented, while our results are given in Sec. IV. Finally, Sec. V is devoted to the discussion of our results.

II. NEUTRINO CONVERSION MECHANISMS

The neutrino conversion mechanisms we will consider in this work can be phenomenologically described by the following Schrödinger-like evolution equation:

$$i \frac{d}{dr} \begin{bmatrix} \nu_e \\ \tilde{\nu} \end{bmatrix} = \begin{bmatrix} A(r) & C(r) \\ C(r) & -A(r) \end{bmatrix} \begin{bmatrix} \nu_e \\ \tilde{\nu} \end{bmatrix}, \quad (1)$$

where r is the distance travelled by neutrino, ν_e is the initial electron neutrino state, $\tilde{\nu}$ is the neutrino state to which the conversion mechanism leads and the explicit form of the elements of the 2×2 Hamiltonian matrix, $A(r)$ and $C(r)$, which are in general depend on the position r , will be given in the next subsections for each conversion mechanism. For simplicity, we assume neutrino conversion only between two flavors, or more precisely, we assume that neutrino conversion relevant for solar neutrinos can be effectively described, in good approximation, in terms of two flavor conversion.

In all the mechanisms, either in vacuum or in matter, the phenomenon of neutrino mixing occurs and this can be generally expressed as

$$\begin{bmatrix} \nu_e \\ \tilde{\nu} \end{bmatrix} = \begin{bmatrix} \cos \tilde{\theta} & \sin \tilde{\theta} \\ -\sin \tilde{\theta} & \cos \tilde{\theta} \end{bmatrix} \begin{bmatrix} \nu_1 \\ \nu_2 \end{bmatrix}, \quad (2)$$

where $\tilde{\theta}$ is the mixing angle which relate neutrino flavor and the propagating eigenstates ν_1 and ν_2 in matter or in vacuum. Note that $\tilde{\theta}$ can be defined even for massless neutrinos as in the case of NSNI or VEP.

For all the mechanisms we analyze in this work, we do not consider the case where $\tilde{\nu}$ is a sterile (or electroweak singlet) neutrino [18] because of the present indication of the presence of non-electron active component in the solar neutrino flux, which is provided by the combined information from SNO and SK results. Namely, neutrino conversion of solar ν_e only into a sterile neutrino is not favored by the current data.

A. Mass induced oscillation (MIO)

Let us first consider the most popular conversion mechanism, the one induced by neutrino mass and mixing. If one assumes that neutrinos are massive, the flavor eigenstates do not coincide, in general, with the mass eigenstates, leading to neutrino flavor oscillation in vacuum [14,15] as well as in matter where it can be resonantly enhanced [16,17]. The latter is

known as the Mikheyev-Smirnov-Wolfenstein (MSW) effect. It is generally believed that this is the most plausible mechanism which can induce neutrino oscillation since to introduce mass and mixing in the leptonic sector is the simplest and most natural extensions to the standard electroweak model, so theoretically well motivated.

In both scenarios, MIO can convert solar electron neutrinos into neutrinos of a different flavor and consequently explain the deficit of observed solar neutrino with respect to the predictions of the SSM. We will refer to these type of solutions as standard solutions to the SNP, they are very well described in recent Refs. [19,20]. MIO requires in Eq. (1) that

$$\begin{aligned} A(r) &= -\frac{\delta m^2}{4E} \cos 2\theta + \frac{G_F}{\sqrt{2}} N_e(r), \\ C(r) &= \frac{\delta m^2}{4E} \sin 2\theta, \end{aligned} \quad (3)$$

where $\delta m^2 \equiv m_2^2 - m_1^2$ is the mass squared difference of the two neutrinos involved, θ is the vacuum mixing angle, G_F is the Fermi constant, E the neutrino energy and $N_e(r)$ is the electron number density at position r , and here $\tilde{\nu}$ is identified with ν_μ or ν_τ (or their linear combination). We compute the conversion probability using the analytic formulas, properly taking into account the neutrino production distributions, as well as the Earth matter effect as in Ref. [21]. The relevant oscillation parameters, which must be determined by the fit to experimental data, are δm^2 and θ . Recent post-SNO analyses can be found in Ref. [22]. Depending on the allowed parameter values, the solutions based on this mechanism are classified into large mixing angle (LMA) MSW, small mixing angle (SMA) MSW, low- δm^2 (LOW) MSW and vacuum oscillation (VAC) solutions.

B. Resonant spin-flavor precession (RSFP)

Assuming neutrinos have a non-vanishing transition magnetic moment, electron neutrinos interacting with the solar magnetic field can be spin-flavor converted into active non-electron anti-neutrinos [23], if they are of Majorana type. Here we do not consider the case of Dirac type neutrinos since it involves a sterile one. Furthermore, such spin-flavor precession of neutrinos can be resonantly enhanced in matter [24], in close analogy to the MSW effect [16,17]. RSFP could strongly depend on the neutrino energy and provoke different suppressions for each portion of the solar neutrino energy spectrum, in a similar way as in the case of the MSW effect. In fact it has been known that RSFP could provides a satisfactory description [25–27] of the actual experimental panorama [1–6]. However, see a recent work [28] where it is found that the non-resonant spin-flavor precession can also explain the solar neutrino data.

The time evolution of neutrinos interacting with a magnetic field B through a non vanishing neutrino magnetic moment μ_ν in matter is governed by Eq. (1) by defining $A(r)$ and $C(r)$ as [24]:

$$\begin{aligned} A(r) &= -\frac{\delta m^2}{4E} + \frac{1}{\sqrt{2}} G_F \left[N_e(r) - \frac{1}{2} N_n(r) \right], \\ C(r) &= \mu_\nu B(r), \end{aligned} \quad (4)$$

where $N_n(r)$ is the neutron number densities, μ_ν is the transition magnetic moment between two neutrino involved, $B(r)$ is the solar magnetic field and here $\tilde{\nu}$ is identified with $\bar{\nu}_\mu$ or $\bar{\nu}_\tau$ (or their combination). We assume, for simplicity that the mixing angle is zero in this mechanism. Note that, roughly speaking, $\mu_\nu B(r)$ is playing the same role as the mixing term $(\delta m^2/4E) \sin 2\theta$, which appeared in the standard mass induced oscillation mechanism. In this work, we assume, as a reference value, the magnitude of the neutrino magnetic moment to be $\mu_\nu = 10^{-11} \mu_B$ (μ_B is the Bohr magneton). Since the relevant quantity is only the product of the neutrino magnetic moment and the magnetic field, it must be understood that if μ_ν is taken to be smaller, the solar magnetic field must be properly increased to achieve the same effect.

The RSFP mechanism crucially depends on the solar magnetic field profile along the neutrino trajectory. In our present analysis we assume a particular solar magnetic field profile which could explain well the solar neutrino data (before SNO result) with relatively weak magnetic field (~ 10 kG), which was used in Ref. [27]. We take profile 3 of Ref. [27], where the quality of the fit of RSFP was studied using several different B profiles covering in general all the previously analyzed magnetic profiles in number of works in Ref. [26]. This profile has a triangular configuration in the solar convective zone; it has a vanishing magnetic field in the internal part of the Sun, linearly growing from $r = 0.7$ to $r = 0.85$ where it achieves its maximum value B_{\max} and begins to linearly decline until the surface of the Sun, where $r = 1$. Here r is the radial distance from the center of the Sun normalized by the solar radius. Once the shape of the magnetic field profile is fixed, the relevant parameters which must be determined by the fit can be chosen to be δm^2 and B_{\max} .

We compute the conversion probability by numerically integrating the evolution equation as in Ref. [27]. For simplicity, we assumed that all the neutrinos are created in the solar center and neglected the Earth matter effect, as discussed in Ref. [27].

C. Non-standard neutrino interactions (NSNI)

In his seminal paper Wolfenstein [16] observed that NSNI with matter can also generate neutrino oscillation even without flavor mixing in vacuum. Some explicit examples of such NSNI induced neutrino oscillation were considered in Refs. [29,30]. It has been shown that NSNI could be relevant to solar neutrinos propagating in the solar matter along their path from the core of the Sun to its surface [29–31] as well as in the Earth until they reach the detector.

The evolution equations for massless neutrinos (or neutrinos with degenerate mass) having such NSNI in matter can be phenomenologically expressed by Eq. (1) with the following definitions of $A(r)$ and $C(r)$ [29,30]:

$$\begin{aligned} A(r) &= \frac{1}{\sqrt{2}} G_F [N_e(r) - \epsilon'_f N_f(r)], \\ C(r) &= \sqrt{2} G_F \epsilon_f N_f(r), \end{aligned} \tag{5}$$

where ϵ'_f and ϵ_f are the phenomenological parameters which characterize the strength of the NSNI with fermion f whose number density is given by $N_f(r)$ with $f = u$ or d quark, and here $\tilde{\nu}$ is identified with ν_μ or ν_τ (or their combination).

Here, by taking into account the charge neutrality, N_f can be written in terms of electron and neutron number densities, as follows,

$$N_f(r) = \begin{cases} N_n(r) + 2N_e(r) & (f = u) \\ 2N_n(r) + N_e(r) & (f = d). \end{cases} \quad (6)$$

The parameters ϵ_f appearing in the off-diagonal elements of the Hamiltonian matrix is responsible for flavor changing neutrino interactions, it plays a similar role to the mixing term $(\delta m^2/4E) \sin 2\theta$ in the MIO mechanism. It exists even if there is no neutrino mixing in vacuum. On the other hand, ϵ'_f appearing in the diagonal element which is responsible for flavor diagonal neutrino interactions with matter [29], somehow plays a role similar to the mass squared difference in the MIO mechanism, since this term leads to resonantly enhanced conversion when its magnitude coincides with that of the standard electroweak neutrino interactions at some point r_{res} along the neutrino trajectory, satisfying the resonance condition,

$$\epsilon'_f N_f(r_{\text{res}}) = N_e(r_{\text{res}}). \quad (7)$$

An immediate consequence is that if f was to be identified with electron, it cannot induce resonant neutrino flavor conversion [32].

An important characteristic of this mechanism is that the conversion probability does not depend on neutrino energy as it is understood from the evolution equation. Nevertheless this mechanism can explain quite well the solar neutrino data which imply strong energy dependent conversion. The reason is that even though the conversion probability itself is completely energy independent, after taking average of the probability over production distributions, different neutrinos from different nuclear reactions in the Sun (pp , ${}^8\text{B}$, ${}^7\text{Be}$, etc.) can have different final average probability due to the fact that their production distributions are different, provided that resonant conversion occur close to the solar core ($\sim 10\%$ or so of the solar radius).

Following Ref. [31], we first compute the conversion probability using the analytic formulas for a given production point in the Sun and then take average over the production distribution for each neutrino source. We also take into account the Earth regeneration effect, which is important for some region of the parameter space.

As it was observed in Ref. [29], only $\nu_e \rightarrow \nu_\tau$ conversion are compatible with the existing phenomenological constraints on ϵ_f and ϵ'_f . In this way, the relevant parameters which must be determined by the fit for this mechanism are ϵ'_f and ϵ_f .

D. Violation of the equivalence principle (VEP)

It has been proposed that violation of the equivalence principle could induce neutrino flavor oscillation even if neutrinos are massless [33,34]. In this scenario, neutrino mixing and flavor oscillation can be induced if two (or more) neutrinos involved have different gravitational couplings which imply VEP. In this case, weak interacting eigenstates and gravitational interacting eigenstates can be different and will be related by a unitary transformation that can be parameterized, assuming only two neutrino flavors, by a single parameter, the mixing angle θ_G similar to the case of neutrino mixing in vacuum induced by mass.

The evolution equations for these flavors, which are assumed to be degenerate in mass, propagating through the gravitational potential $\phi(r)$ in the absence of matter is given by Eq. (1) with [33,34]:

$$\begin{aligned} A(r) &= 2E\phi(r)\delta\gamma \cos 2\theta_G, \\ C(r) &= 2E\phi(r)\delta\gamma \sin 2\theta_G, \end{aligned} \tag{8}$$

where $\delta\gamma$ is the quantity which measures the magnitude of the violation of the equivalence principle, the difference of the gravitational couplings between the two neutrinos involved normalized by the sum. Here $2E\phi(r)\delta\gamma \sin 2\theta_G$ plays a similar role to the mixing term $(\delta m^2/4E) \sin 2\theta$ in the MIO mechanism, this means the VEP mechanism gives rise to an oscillation length inversely proportional to the neutrino energy E , while MIO expects it to be directly proportional to E .

As in Ref. [35], we take $\phi(r)$ to be constant ($\sim 10^{-5}$), assuming that the local supercluster contribution is the dominant one [36]. The relevant parameters which must be determined by the fit in this mechanism are $|\phi\delta\gamma|$ and θ_G . We consider the product of ϕ and $\delta\gamma$ since the former has a large uncertainty and only the product is relevant in the fit. Similar to the mass induced oscillation, we can have two types for the VEP mechanism: (a) VEP induced MSW-like resonant conversion and (b) VEP vacuum conversion. The former was first discussed in Ref. [34], and then analyzed by several authors [37]. However, Ref. [38] showed that it is not a good solution because the required magnitude of the parameters is incompatible with the CCFR experiment results [39] which exclude $|\phi\delta\gamma|$ larger than $\sim 10^{-23}$. For the latter one, it has been shown that this mechanism is a new solution for the solar neutrino anomaly [35]. Recent analysis of VEP vacuum solution was discussed in Ref. [40].

We calculate the conversion probability using the analytic formulas as in Ref. [35]. Similar to the case of vacuum oscillation solution in the MIO scenario, we can neglect, as good approximations, the neutrino production distributions and the Earth matter effect [35].

III. STATISTICAL PROCEDURE

Our main goal is to determine the allowed values of the relevant parameters for each one of the mechanisms that can explain the experimental observations without modifying the SSM predictions and to evaluate the quality of the fit. In order to achieve our goal, we adopt the minimum χ^2 statistical treatment of the data following the description found in Ref. [41] which was also employed in Refs. [21,20,27,31,35,42] but with some modifications.

In this work, we perform three kinds of analysis using three χ^2 functions, χ_R^2 for the analysis of the rates only, χ_{fi}^2 for the flux independent analysis, and $\chi_{\text{comb}}^2 \equiv \chi_R^2 + \chi_{\text{fi}}^2$ for the combined analysis, where the definitions of χ_R^2 and χ_{fi}^2 are given in the next subsections. For each case, we minimize the χ^2 function in order to determine the best fitted parameters as well as its minimum value χ_{min}^2 , which is relevant for the evaluation of the goodness of fit. The allowed parameter region can be determined by the condition,

$$\chi^2 < \chi_{\text{min}}^2 + \Delta\chi^2, \tag{9}$$

where $\Delta\chi^2 = 4.61, 5.99$ and 9.21 for 90%, 95% and 99% C.L., respectively.

A. χ^2 for the analysis of the rates

First we describe the χ^2 for the analysis of the total event rate measured by the Chlorine (Cl) experiment [1], the Gallium detectors GALLEX/GNO [4,5] (we use the combined results of GALLEX and GNO) and SAGE [3], the water Cherenkov experiment SK [6] and also the recent neutrino-deuterium charged current data by SNO [10]. For simplicity we do not consider the result from the Kamiokande experiment [2] as it is consistent with the current SK one and has much larger experimental errors. All the solar neutrino data for the analysis of the rates used in this work are summarized in Table I. In all our calculation of the theoretical predictions we have used the latest “BP2000 SSM+New ^8B ” [8,9] fluxes, which include the recent the new measurement of $S_{17}(0)$ [43]. Our χ^2 function is defined as follows:

$$\chi_R^2 = \sum_{i,j=1,\dots,5} [R_i^{\text{th}} - R_i^{\text{obs}}] [\sigma_R^2]_{ij}^{-1} [R_j^{\text{th}} - R_j^{\text{obs}}] , \quad (10)$$

where R_i^{th} and R_i^{obs} denote, respectively, the predicted and the measured value for the event rates of the five solar experiments considered, $i = \text{Cl, GALLEX/GNO, SAGE, SK, SNO}$.

In order to compute the predictions for the rates, for Chlorine, Gallium and SK detectors, we follow Refs. [21,20]. For SNO, we compute the rates using the neutrino charged current cross section on deuterium, $\nu_e + d \rightarrow p + p + e^-$, as given in Ref. [44] and taking into account the energy resolution as described in Ref. [10]. The error matrix σ_R contains both experimental (systematic and statistical) and theoretical errors [41].

B. χ^2 for flux independent analysis: SK zenith and spectrum

Our final result is the fit derived from the combined analysis of all presently available solar neutrino data, which includes the flux independent information presented by SK Collaboration [45]. We include this information using the SK data split simultaneously on 7 zenith bins and 8 spectrum bins. We will refer to these as the SK zenith-spectrum data. These data are summarized in Table II. For the first and last spectrum bins the zenith data are grouped together in one data point, due to low detection rate at these bins, in total 44 data points related to flux independent information. We took the statistical and systematic energy-correlated and uncorrelated uncertainties, listed in Ref. [45]. The systematic uncertainties are assumed to be fully correlated in the zenith angle splitting. We then use the following χ^2 expression for the flux-independent information:

$$\chi_{\text{fi}}^2 = \sum_{i=1,44} [\alpha R_{\text{SK},i}^{\text{th}} - R_{\text{SK},i}^{\text{obs}}] [\sigma_{\text{fi}}(i,j)^2]^{-1} [\alpha R_{\text{SK},i}^{\text{th}} - R_{\text{SK},i}^{\text{obs}}] , \quad (11)$$

where $R_{\text{SK},i}^{\text{th}}$ is the theoretically expected event rates for the i -th bin computed by using the ^8B neutrino energy spectrum given in Ref. [46] normalized to the BP2000 SSM value [8], $R_{\text{SK},i}^{\text{obs}}$ is the corresponding observed rate reported by the SK Collaboration [45], α is a free parameter to avoid double-counting of the SK total rate in the statistical treatment, and $\sigma_{\text{fi}}(i,j)$ is the 44×44 error matrix for SK zenith-spectrum data. This treatment is slightly different from the

one presented in recent solar neutrino analysis [9,11,22] which used the SK elastic scattering spectrum data taken during the day and the night separately whereas we used the SK spectrum measured at different zenith angle (night spectrum data are divided into 6 zenith bins).

IV. RESULTS

In this section, we discuss the results of our statistical analysis. In Table III, a comparison of the existing solutions to the SNP, when only the total rates are taken into consideration in the statistical analysis is presented. For each one of the indicated mechanisms the best fit values of the relevant parameters are shown, followed by the corresponding χ^2_{\min} and its confidence level. In the first row one can find the result of the poor fit of the SSM predictions to the data : $\chi^2_{\min} = 62.5$ for 5 d.o.f. which represents a confidence level of only $\sim 10^{-12}$. All the other solutions present 2 free parameters to fit 5 experimental data points, resulting in 3 d.o.f.. The largest confidence level (87%), showed in Table III, of the fit to the observed data is achieved by the solutions based on neutrino RSFP and NSNI. We should note that the fact that no RSFP solution is found for the magnetic field smaller than ~ 100 kG somewhat disfavors this mechanism. However, it may be possible to reduce the magnetic field strength by using an extra freedom of this mechanism, namely, one can find another magnetic field profile to achieve the same quality of the fit using a smaller field strength. Among the solutions with no such extra freedom, MIO in vacuum is the second best one (45 %).

For the no-oscillation hypotheses, in the case where only the SK zenith-spectrum information is used, we obtain $\chi^2_{\text{fit}} = 37.7$ with $\alpha = 0.446$, for 43 d.o.f., which is compatible with the experimental data at 70% C.L.. This results imply that there are no strong distortions in the the shape of SK zenith-spectra when compared to the SSM predictions, and the observed data are consistent with no-oscillation hypothesis provided that the overall rate is normalized.

When we include in the statistical analysis not only the total rates but also the energy spectrum and zenithal dependence of the data coming from the SK experiment, then the panorama changes as summarized in Table IV. As in Table III, the first row here shows the fit of the SSM predictions to the combined data: $\chi^2_{\min} = 100.0$ for 48 d.o.f., which represents a confidence level of $\sim 10^{-5}$. The solutions listed in Table IV present 2 free parameters to fit 48 experimental data points, resulting in 46 d.o.f.. Here, the large mixing angle MSW solution based on MIO, as well as RSFP and NSNI solutions are equally probable all having $\gtrsim 80\%$ C.L.. VEP solution also provides a very good fit, 60 % C.L.

In Figs. 1(a)-5(a), we present, for all the conversion mechanisms, (i) the allowed parameter region determined from the total rates only and (ii) the excluded parameter region determined only from the SK zenith-spectrum information. In Figs. 1(b)-5(b), we present the allowed parameter region determined from the combined data of the rates and the SK zenith-spectrum information.

It is worthwhile to note that for the MIO and NSNI cases, Figs.1(a), 3(a) and 4(a), in some parameter regions, there is a significant overlap between the region allowed by rates only and the one excluded by the SK zenith-spectrum information. Namely, there is a strong conflict between the rates and the SK zenith-spectrum fit for some parameters and this is the reason

why the allowed region decreases significantly when both data are combined as we can see in Figs. 1(b), 3(b) and 4(b). On the other hand, for the RSFP and VEP cases, there is no such kind of strong conflict between rates and SK zenith-spectrum fit and therefore, the allowed region for the combined data is rather similar to the one determined only by the rates as we can see in Figs. 2 and 5.

V. DISCUSSIONS

Even though the conventional mass induced oscillation mechanism, which is theoretically well motivated, can be considered as the most plausible solution to the solar neutrino problem, it is important to realize that solutions based on New Physics in the neutrino sector, such as large neutrino magnetic moment, neutrino flavor-changing and non-universal processes, violation of the equivalence principle, can still be viable ones providing a fit to the solar neutrino data which is comparable to the one based on the conventional mass-induced neutrino oscillation, as we showed in this work.

We also note that some of these mechanisms which do not require neutrino mass in the fit to the solar neutrino data do have some close relation with neutrino mass generation. For example, in our phenomenological approach, we ignored neutrino mass in the solution based on non-standard neutrino interactions but there is no available model that prevents neutrinos to acquire mass at radiative level, if flavor changing and flavor non-universal interactions with quarks are present, even if no tree-level mass terms appear in the model.

It is fundamental to mention that it is difficult to explain the atmospheric neutrino problem [47] as well as the LSND anomalies [48] by these alternative mechanisms [49]. Furthermore, while mass induced oscillation and resonant spin-flavor precession solutions to the SNP can be easily conciliated with the standard neutrino oscillation solution to the atmospheric neutrino problem, it is not a trivial task to answer if the non-standard flavor-changing and non-universal neutrino interactions and violation of equivalence principle solutions to the SNP modify or even damage this standard solution to the atmospheric neutrino anomaly.

Having this picture in mind we conclude that the no specific solution is preferred by the current solar neutrino data, although some solutions may have difficulties in reconciling atmospheric neutrino observations. We emphasize that the solar neutrino observations alone can not yet conclude if neutrinos have non-vanishing mass or magnetic moment. Furthermore, no stringent limit on the existence of NSNI nor on VEP can be currently set by the solar neutrino data.

The ultimate goal of the solar neutrino observations is, of course, to perform a direct experimental identification of the solution. For this purpose, we will have to wait for the upcoming solar neutrino experiments, which hopefully will provide a lot of new informations, to reveal the true nature of the flavor conversion mechanism which is behind the SNP. For instance, low energy solar neutrino experiments, such as Borexino [50], can possibly discriminate among the solutions considered in this work, as can be seen in Fig. 7 of Ref. [51].

In the near future, a new reactor experiment, KamLAND [52], may measure ν_e -disappearance. For all mechanisms studied here, with exception of LMA, we expect no significant disappearance in KamLAND because the baseline is too short to developed oscillation. Then a positive evidence for neutrino oscillation in KamLAND can establish LMA solution. For the negative evidence no conclusion can be drawn to favor a particular mechanism studied in this work. A discussion about the consequences of KamLAND experiment on the mechanism of neutrino mass and mixing hypothesis can be found in Ref. [53].

Summarizing our conclusions,

1. The present solar neutrino data only by themselves can not discard, *a priori*, any of the solutions discussed here: (a) neutrino mass and mixing, (b) non-vanishing neutrino magnetic moment, (c) the existence of non-standard flavor-changing and non-universal neutrino interactions and (d) the tiny violation of the equivalence principle. We refer to Tables III and IV for comparison. All solutions have confidence level over 60% C.L. providing a very good fit to the solar neutrino data;
2. A very robust statement is that LMA is the best preferred solution for mass induced oscillation scenario, whereas the SMA is the worst one;
3. Future experiments could test these different scenarios and possibly discard some of them.

ACKNOWLEDGEMENTS

This work was supported by Fundação de do Estado de São Paulo (FAPESP) and by Conselho Nacional de Ciência e Tecnologia (CNPq).

REFERENCES

- [1] K. Lande *et al.*, (Homestake Collaboration), *Astrophys. J.* **496**, 505 (1998).
- [2] Y. Fukuda *et al.* (Kamiokande Collaboration), *Phys. Rev. Lett.* **77**, 1683 (1996).
- [3] D. N. Abdurashitov *et al.*, (SAGE Collaboration), *Nucl. Phys. (Proc. Suppl.)* **91**, 36 (2001); Latest results from SAGE homepage: <http://EWIServer.npl.washington.edu/SAGE/>.
- [4] W. Hampel *et al.* (GALLEX Collaboration), *Phys. Lett. B* **447**, 127 (1999).
- [5] M. Altmann *et al.* (GNO Collaboration), *Phys. Lett. B* **490**, 16 (2000); C. Cattadori on behalf of GNO Collaboration, talk presented at TAUP2001, 8-12 September 2001, Laboratori Nazionali del Gran Sasso, Assergi, Italy.
- [6] Y. Fukuda *et al.* (Super-Kamiokande Collaboration), *Phys. Rev. Lett.* **82**, 1810 (1999); S. Fukuda *et al.* (SuperKamiokande Collaboration), *Phys. Rev. Lett.* **86**, 5651 (2001).
- [7] J.N. Bahcall, *Neutrino Astrophysics*, Cambridge University Press, 1989.
- [8] J. N. Bahcall, S. Basu and M.H. Pinsonneault, *Astrophys. J.* **555**, 990 (2001) and references therein; see also J.N. Bahcall's home page, <http://www.sns.ias.edu/~jnb>.
- [9] J. N. Bahcall, M. C. Gonzalez-Garcia and C. Peña-Garay, hep-ph/0111150.
- [10] Q.R. Ahmad *et al.* (SNO Collaboration), *Phys. Rev. Lett.* **87**, 071301 (2001).
- [11] G.L. Fogli, E. Lisi, D. Montanino, A. Palazzo, *Phys. Rev. D* **64**, 093007 (2001); C. Giunti, hep-ph/0107310; V. Berezinsky, hep-ph/0108166.
- [12] J.N. Bahcall, hep-ph/0108147.
- [13] For a detailed list of the references on various conversion mechanisms see: "Solar Neutrinos: The First Thirty Years", ed. by R. Davis Jr. *et al.*, *Frontiers in Physics*, Vol. 92, Addison-Wesley, 1994.
- [14] Z. Maki, M. Nakagawa and S. Sakata, *Prog. Theor. Phys.* **28**, 870 (1962).
- [15] V. N. Gribov and B. M. Pontecorvo, *Phys. Lett. B* **28**, 493 (1969).
- [16] L. Wolfenstein, *Phys. Rev. D* **17**, 2369 (1978).
- [17] S.P. Mikheyev and A. Yu. Smirnov, *Sov. J. Nucl. Phys.* **42**, 913 (1985); *Nuovo Cimento C* **9**, 17 (1986).
- [18] D.O. Caldwell and R.N. Mohapatra, *Phys. Rev. D* **48**, 3259 (1993); J. T. Peltoniemi, D. Tommasini, and J.W.F. Valle, *Phys. Lett. B* **298**, 383 (1993); J.T. Peltoniemi and J.W.F. Valle, *Nucl. Phys. B* **406**, 409 (1993); G. M. Fuller, J. R. Primack and Y.-Z. Qian, *Phys. Rev. D* **52**, 1288 (1995); J. J. Gomez-Cadenas and M. C. Gonzalez-Garcia, *Zeit. fur Physik C* **71**, 443 (1996); N. Okada and O. Yasuda, *Int. J. Mod. Phys. A* **12**, 3669 (1997); G. Dvali and Y. Nir, *JHEP* **9810**, 014 (1998) and references therein.

- [19] J.N. Bahcall, P.I. Krastev and A.Yu. Smirnov, Phys. Rev. D **58**, 096016 (1998); *ibid.* **60**, 093001 (1999); M.C. Gonzalez-Garcia *et al.*, Nucl. Phys. B **573**, 3 (2000); G.L. Fogli *et al.*, Phys. Rev. D **62**, 013002 (2000).
- [20] A. M. Gago, H. Nunokawa and R. Zukanovich Funchal, Phys. Rev. D **63**, 013005 (2001); Erratum *ibid.* D **64**, 119902 (2001).
- [21] The second Ref. of [19].
- [22] J. N. Bahcall, M. C. Gonzalez-Garcia and C. Peña-Garay, JHEP **0108**, 014 (2001); A. Bandyopadhyay *et al.*, Phys. Lett. B **519**, 83 (2001); P. I. Krastev and A. Yu. Smirnov, hep-ph/0108177; see also Ref. [12].
- [23] J. Schechter and J. W. F. Valle, Phys. Rev. **24**, 1883 (1981); *ibid.* **25**, 283 (1982).
- [24] C. S. Lim and W. J. Marciano, Phys. Rev. **37**, 1368 (1988); E. Kh. Akhmedov, Sov. J. Nucl. Phys. **48**, 382 (1988); Phys. Lett. B **213**, 64 (1988).
- [25] For reviews, see for *e.g.*, J. Pulido, Phys. Rep. **211**, 167 (1992); E. Kh. Akhmedov, “4th International Solar Neutrino Conference”, ed. W. Hampel, Neumann Druck, 1997; hep-ph/9705451 and references therein.
- [26] E. Kh. Akhmedov, A. Lanza, and S. T. Petcov, Phys. Lett. B **303**, 85 (1993); P. I. Krastev, Phys. Lett. B **303**, 75 (1993); C. S. Lim and H. Nunokawa, Astropart. Phys. **4**, 63 (1995); J. Pulido, Phys. Rev. D **57**, 7108 (1998); B. C. Chauhan, U. C. Pandey and S. Dev, Mod. Phys. Lett. A **13**, 1163 (1998); M. M. Guzzo, N. Reggiani and, P. H. Sakanaka, Phys. Lett. B **357**, 602 (1995) ; M. M. Guzzo, N. Reggiani and J. H. Colonia, Phys. Rev. D **56**, 588 (1997); J. Pulido and E. Kh. Akhmedov, Astropart. Phys. **13**, 227 (2000); O .G. Miranda *et al.*, Nucl. Phys. B **595**, 360 (2001).
- [27] M. M. Guzzo and H. Nunokawa, Astropart. Phys. **12**, 87 (1999).
- [28] O. G. Miranda *et al.*, Phys. Lett. B **521**, 299 (2001).
- [29] M.M. Guzzo, A. Masiero and S. T. Petcov, Phys. Lett. B **260**, 154 (1991).
- [30] J. W. F. Valle, Phys. Lett. B **199**, 432 (1987); E. Roulet, Phys. Rev. D **44**, 935 (1991); V. Barger, R. J. N. Phillips and K. Whisnant, Phys. Rev. D **44**, 1629 (1991); S. Degl’Innocenti and B. Ricci, Mod. Phys. Lett. A **8**, 471 (1993); G.L. Fogli and E. Lisi, Astropart. Phys. **2**, 91 (1994). P.I. Krastev and J.N. Bahcall, hep-ph/9703267; S. Bergmann, Nucl. Phys. B **515**, 363 (1998).
- [31] S. Bergmann *et al.*, Phys. Rev. D **62**, 073001 (2000); M.M. Guzzo, P.C. de Holanda, H. Nunokawa, Nucl. Phys. (Proc. Suppl.) B **100**, 62 (2001).
- [32] M.M. Guzzo *et al.*, Phys. Rev. D **64**, 097301 (2001).
- [33] M. Gasperini, Phys. Rev. D **38**, 2635 (1988); *ibid.* **39**, 3606 (1989)
- [34] A. Halprin and C. N. Leung, Phys. Rev. Lett. **67**, 1833 (1991).

- [35] A. M. Gago, H. Nunokawa and R. Zukanovich Funchal, Phys. Rev. Lett. **84**, 4035 (2000); Nucl. Phys. (Proc. Suppl.) B **100**, 68 (2001).
- [36] I. R. Kenyon, Phys. Lett. B **237**, 274 (1990).
- [37] J. Pantaleone, A. Halprin and C. N. Leung, Phys. Rev. D **47**, R4199 (1993); J. N. Bahcall, P. I. Krastev and C. N. Leung, *ibid.* **52**, 1770 (1995); S. W. Mansour and T. K. Kuo, *ibid.* **60**, 097301 (1999).
- [38] J. Pantaleone, T. K. Kuo and S. W. Mansour, Phys. Rev. D **61**, 033011 (2000).
- [39] A. Romosan *et al.* (CCFR Collaboration), Phys. Rev. Lett. **78** 2912 (1997).
- [40] A. Raychaudhuri and A. Sil, hep-ph/0107022.
- [41] G.L. Fogli and E. Lisi, Astropart. Phys. **3**, 185 (1995).
- [42] P. C. de Holanda, “Soluções ao problema do neutrino solar e suas previsões independentes do fluxo”, (Ph.D. Thesis), IFGW/UNICAMP, August 2001.
- [43] A. R. Junghans *et al.*, nucl-ex/0111014.
- [44] S. Nakamura *et al.*, Phys. Rev. C **63**, 034617 (2001).
- [45] Y. Fukuda *et al.* (Super-Kamiokande Collaboration), Phys. Rev. Lett. **86**, 5656 (2001).
- [46] C. E. Ortiz *et al.*, Phys. Rev. Lett. **85**, 2909 (2000).
- [47] See *e.g.*: M. C. Gonzalez-Garcia *et al.*, Phys. Rev. D **58**, 033004 (1998); M. C. Gonzalez-Garcia *et al.*, Nucl. Phys. B **543**, 3 (1999); N. Fornengo, M. C. Gonzalez-Garcia and, J. W. F. Valle, *ibid.* **580**, 58 (2000).
- [48] C. Athanassopoulos *et al.* (LSND Collaboration), Phys. Rev. Lett. **77**, 3082 (1996); *ibid.* **81**, 1774 (1998).
- [49] P. Lipari and M. Lusignoli, Phys. Rev. D **60**, 013003 (1999); G. L. Fogli *et al.*, *ibid.* **60**, 053006 (1999); S. Bergmann and Y. Grossman, *ibid.* **59**, 093005 (1999); M. M. Guzzo *et al.*, Nucl. Phys. Proc. Suppl. **87**, 201 (2000); N. Fornengo *et al.*, hep-ph/0108043.
- [50] G. Ranucci *et al.* (BOREXINO Collaboration), Nucl. Phys. (Proc. Suppl.) B **91**, 58 (2001).
- [51] H. Nunokawa, Proceedings of the conference *LOW ENERGY SOLAR NEUTRINO DETECTION*, edited by Y Suzuki, M Nakahata and S. Moriyama (University of Tokyo, Japan), Tokyo, Japan [hep-ph/0105027].
- [52] A. Piepke *et al.* (KamLAND Collaboration), Nucl. Phys. (Proc. Suppl.) B **91**, 99 (2001).
- [53] V. D. Barger, D. Marfatia and B. P. Wood, Phys. Lett. B **498**, 53 (2001); H. Murayama and A. Pierce, hep-ph/0012075; A. de Gouvea and C. Peña-Garay, Phys. Rev. D **64**, 113011 (2001); A. Strumia and F. Vissani, JHEP **0111**, 048 (2001).

TABLES

TABLE I. Observed solar neutrino data used in this analysis presented together with the theoretical predictions of “BP2000 SSM+New ^8B ” [8,9].

Experiments	Observed Rates	SSM Predictions	Units
Homestake	2.56 ± 0.23	$8.59^{+1.1}_{-1.2}$	SNU
SAGE	$77.0 \pm 6. \pm 3$	130^{+9}_{-7}	SNU
GALLEX + GNO	$73.9 \pm 4.7 \pm 4.0$	130^{+9}_{-7}	SNU
SK	0.391 ± 0.014	$1.00^{+0.14}_{-0.15}$	$5.93 \times 10^6 \text{ cm}^{-2}\text{s}^{-1}$
SNO CC	0.296 ± 0.024	$1.00^{+0.14}_{-0.15}$	$5.93 \times 10^6 \text{ cm}^{-2}\text{s}^{-1}$

TABLE II. Observed SK zenith-spectrum event rates in unit of the BP2000 [8], taken from Table I of Ref. [45]. Errors are only statistical. For the energy-uncorrelated and energy-correlated systematic uncertainties, see Table I in Ref [45].

	Observed rates and statistical errors in units of SSM						
	Day	Mantle 1	Mantle 2	Mantle 3	Mantle 4	Mantle 5	Core
$\cos \theta_z$	-1.00–0.00	0.00–0.16	0.16–0.33	0.33–0.50	0.50–0.67	0.67–0.84	0.84–1.00
E_e (MeV)							
5.0–5.5	0.436 ± 0.046						
5.5–6.5	0.431 ± 0.022	0.464 ± 0.060	0.410 ± 0.055	0.442 ± 0.048	0.453 ± 0.048	0.495 ± 0.054	0.434 ± 0.058
6.5–8.0	0.461 ± 0.013	0.524 ± 0.036	0.506 ± 0.033	0.438 ± 0.028	0.466 ± 0.027	0.424 ± 0.030	0.409 ± 0.033
8.0–9.5	0.437 ± 0.014	0.449 ± 0.038	0.482 ± 0.036	0.460 ± 0.031	0.503 ± 0.031	0.461 ± 0.034	0.439 ± 0.037
9.5–11.5	0.434 ± 0.015	0.432 ± 0.042	0.493 ± 0.040	0.446 ± 0.034	0.448 ± 0.034	0.435 ± 0.037	0.484 ± 0.044
11.5–13.5	0.456 ± 0.026	0.496 ± 0.071	0.290 ± 0.055	0.394 ± 0.053	0.477 ± 0.056	0.439 ± 0.061	0.465 ± 0.068
13.5–16.0	0.482 ± 0.056	0.532 ± 0.155	0.775 ± 0.171	0.685 ± 0.141	0.607 ± 0.130	0.471 ± 0.128	0.539 ± 0.153
16.0–20.0	0.476 ± 0.149						

TABLE III. Comparison of the existing solutions to the SNP when only the total rates are taken into consideration in the statistical analysis. For each one of the indicated mechanisms the best fit values of the relevant parameters are shown, followed by the corresponding χ^2_{\min} and its confidence level. In the first row we see the result of the poor fit of the SSM predictions to the data. All other solutions present 2 free parameters to fit 5 experimental data points, resulting in 3 d.o.f..

Mechanism			χ^2_{\min}	C.L.
SSM with no oscillation			62.5 (5 d.o.f)	4×10^{-12}
MIO	$\delta m^2(\text{eV}^2)$	$\tan^2 \theta$		
Vacuum	6.80×10^{-11}	0.425	3.02	39%
SMA	7.91×10^{-6}	1.59×10^{-3}	4.60	20%
LMA	2.80×10^{-5}	0.320	2.62	45%
LOW	1.05×10^{-7}	0.743	10.5	1.5%
RSFP	$\delta m^2(\text{eV}^2)$	$B_{\max}(\text{kG})$		
	1.84×10^{-8}	753	0.716	87%
NSNI	ϵ'	ϵ		
d -quarks	0.599	3.22×10^{-3}	0.72	87%
u -quarks	0.428	1.39×10^{-3}	0.73	87%
VEP	$ \phi \Delta \gamma $	$\sin^2 2\theta_G$		
	1.56×10^{-24}	1.0	6.23	10%

TABLE IV. Same as in Table III but for the statistical analysis taking into consideration not only the total rates but also the energy spectrum and zenithal dependence of the data.

Mechanism			χ^2_{\min}	C.L.
SSM with no oscillation			100.0 (48 d.o.f)	1.6×10^{-5}
MIO	$\delta m^2(\text{eV}^2)$	$\tan^2 \theta$		
Vacuum	4.65×10^{-10}	1.89	46.1	47%
SMA	4.93×10^{-6}	4.35×10^{-4}	61.5	6.3%
LMA	6.15×10^{-5}	0.349	38.7	75%
LOW	1.01×10^{-7}	0.783	45.0	38%
RSFP	$\delta m^2(\text{eV}^2)$	$B_{\max}(\text{kG})$		
	1.54×10^{-8}	459	39.0	76%
NSNI	ϵ'	ϵ		
d -quarks	0.599	3.23×10^{-3}	37.9	80%
u -quarks	0.428	1.40×10^{-3}	37.9	80%
VEP	$ \phi \Delta \gamma $	$\sin^2 2\theta_G$		
	1.59×10^{-24}	1.0	42.9	60%

FIGURES

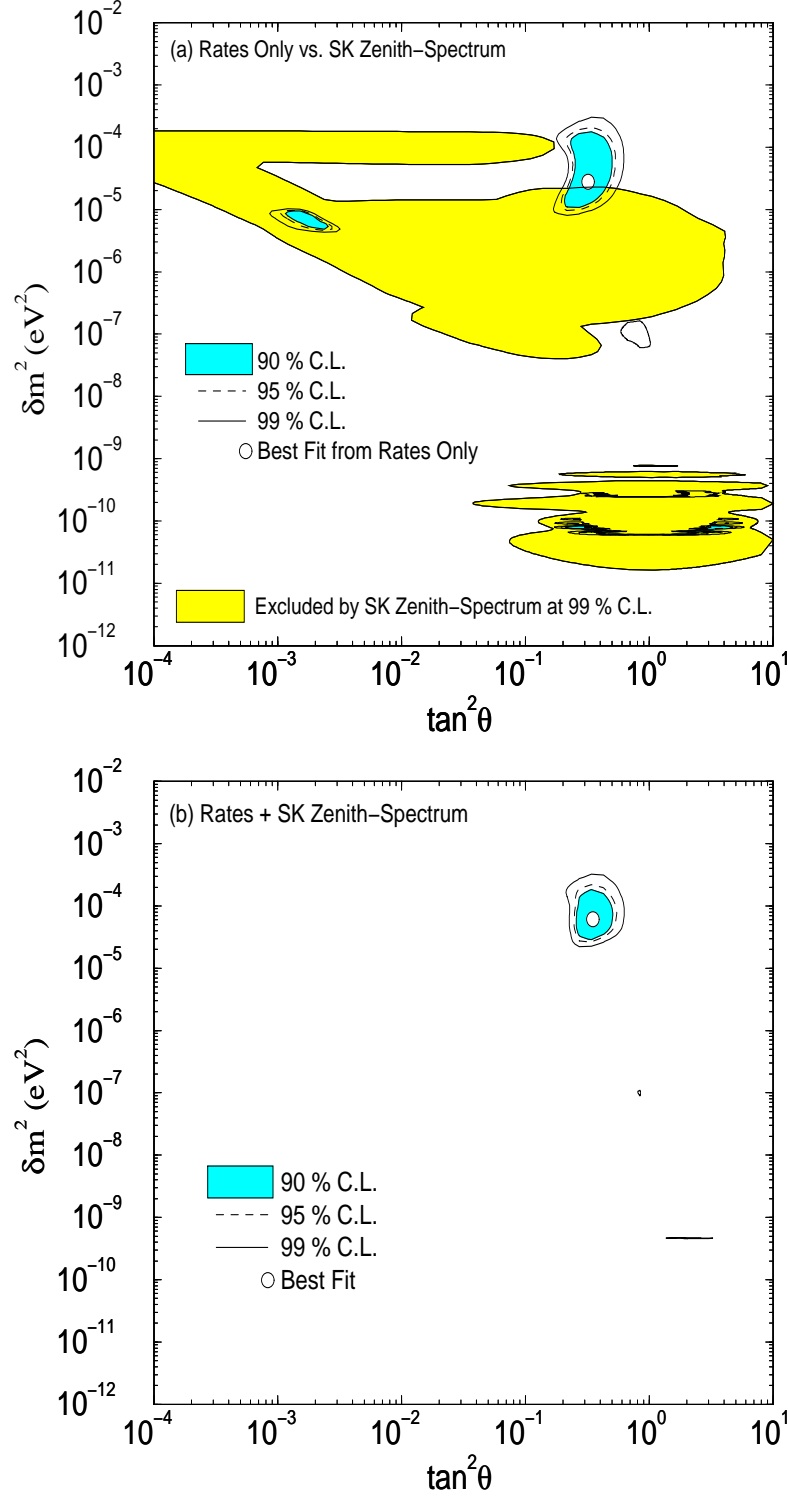


FIG. 1. In (a) the allowed region for the MIO solutions to the SNP at 90, 95 and 99 % C.L. with rates only as well as the excluded region at 99 % C.L. from the SK zenith-spectrum information are shown. In (b) the allowed region from the combined information from rates and zenith-spectrum data is presented.

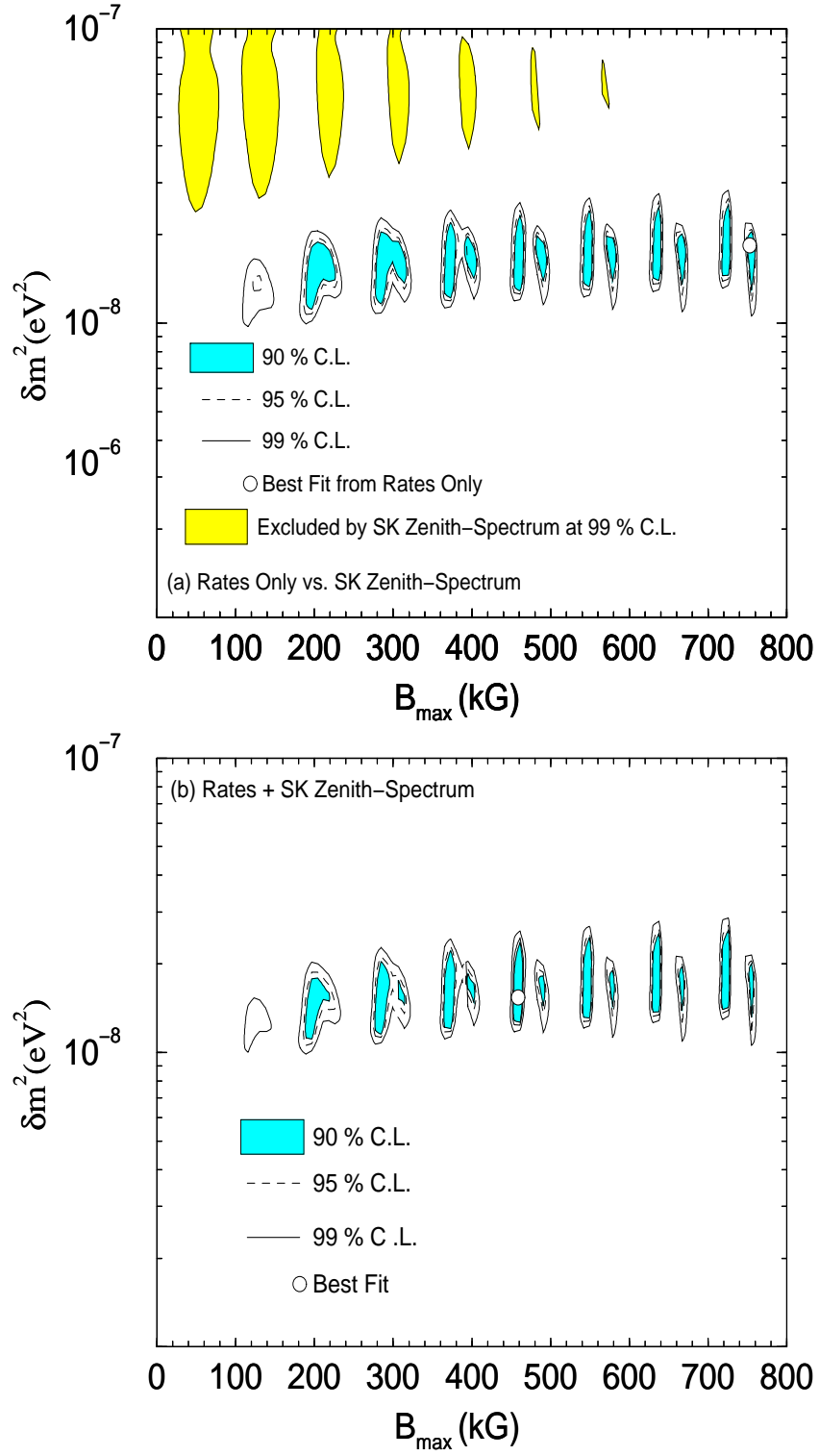


FIG. 2. Same as Fig. 1 but for the RFP solution in the B_{\max} - δm^2 plane.

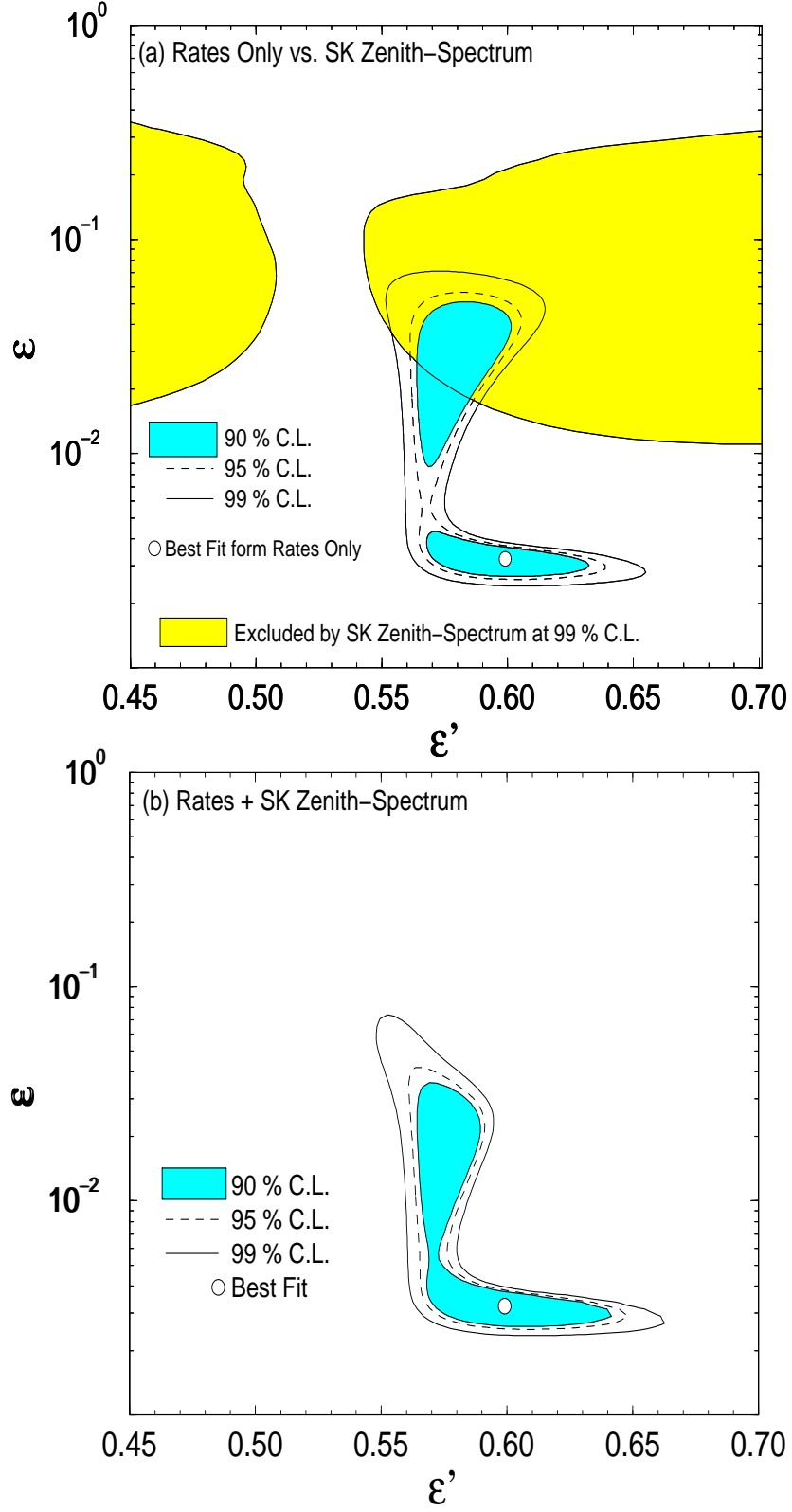


FIG. 3. Same as Fig. 1 but for the solution based on NSNI with d -quarks in the parameter space of $\epsilon(\equiv \epsilon_d)$ and $\epsilon'(\equiv \epsilon'_d)$.

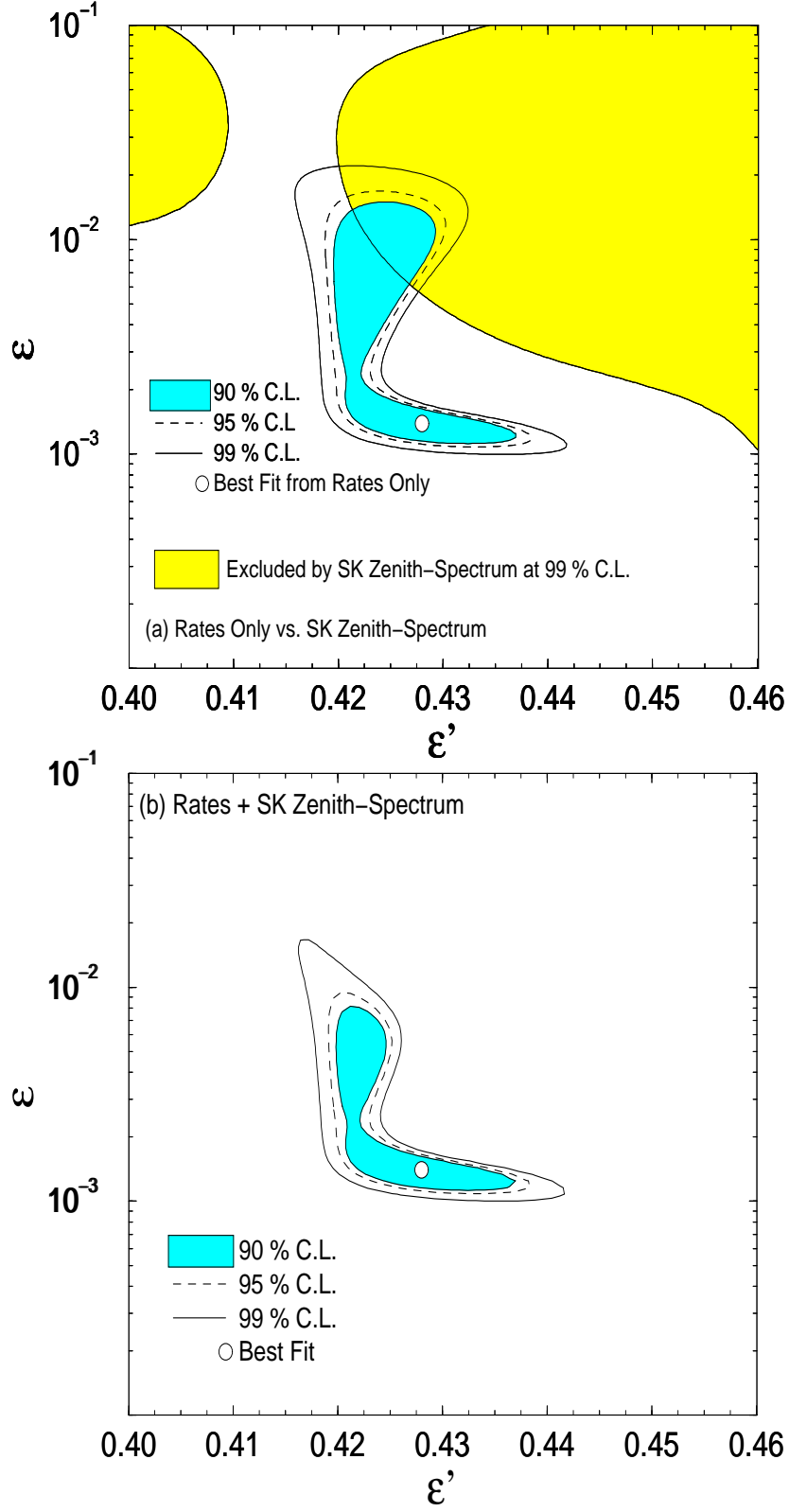


FIG. 4. Same as in Fig. 3 but for NSNI with u -quarks in the parameter space of $\varepsilon (\equiv \epsilon_u)$ and $\varepsilon' (\equiv \epsilon'_u)$.

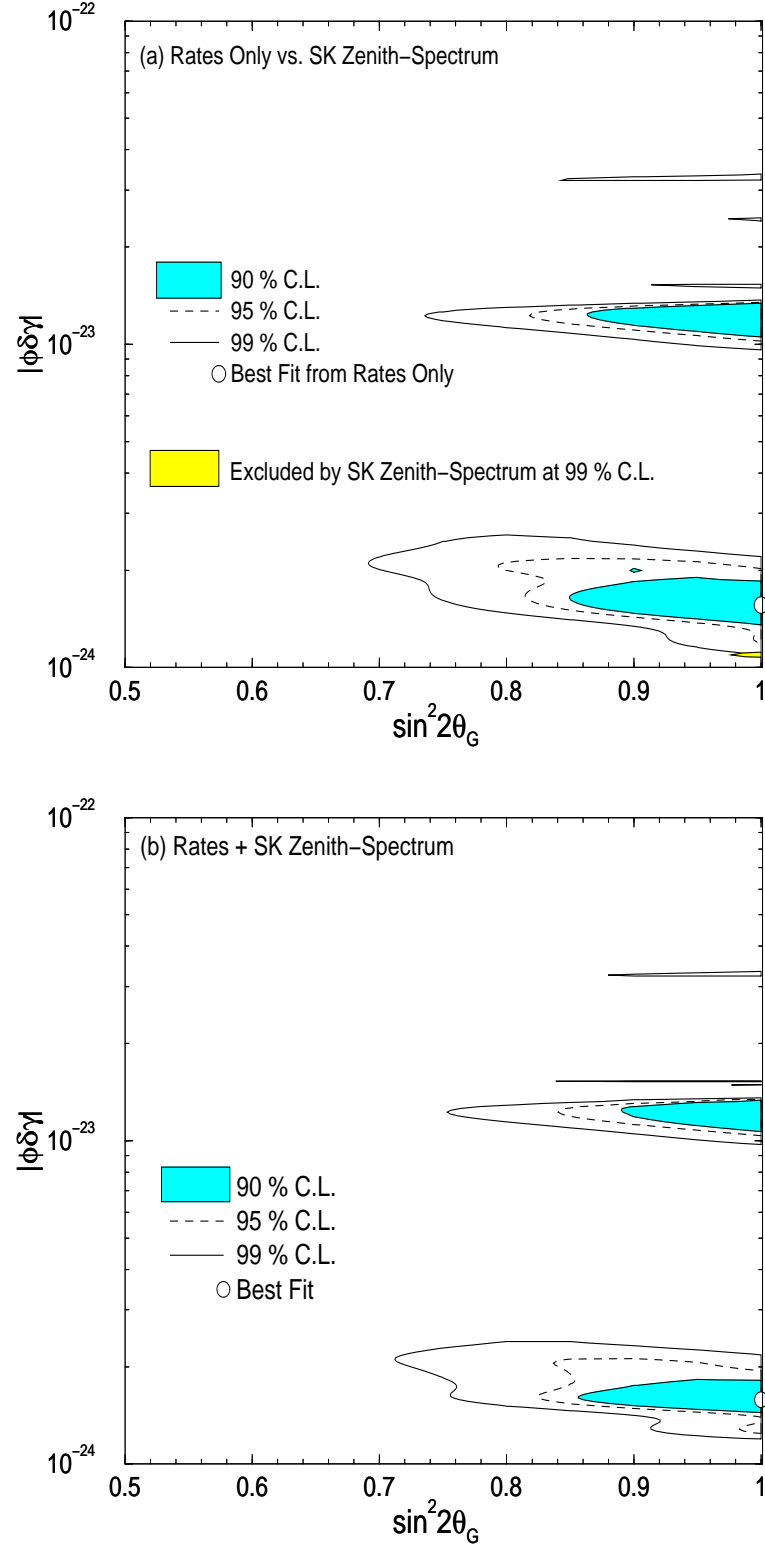


FIG. 5. Same as Fig. 1 but for the VEP solution in the $\sin^2 2\theta_G - |\phi\delta\gamma|$ plane. Notice in the upper panel the very small exclusion region at 99 % C.L. from the SK zenith-spectrum information appears at $\sin^2 2\theta_G \sim 1$ and $|\phi\delta\gamma| \sim 10^{-24}$.