

Precision determination of V_{ub}

Christian W. Bauer^{*1}, Zoltan Ligeti², Michael Luke³

¹*Physics Department, University of California at San Diego, La Jolla, CA 92093*

²*Ernest Orlando Lawrence Berkeley National Laboratory
University of California, Berkeley, CA 94720*

³*Department of Physics, University of Toronto, 60 St. George Street,
Toronto, Ontario, Canada M5S 1A7*

ABSTRACT: We review how to determine $|V_{ub}|$ from inclusive semileptonic B decay using combined cuts on the leptonic and hadronic invariant masses to eliminate the $b \rightarrow c$ background. This leads to a determination of $|V_{ub}|$ with theoretical uncertainty at the 5–10% level.

LBLN-49079, UCSD/PTH 01-22, UTPT-01-13

The magnitude of V_{ub} determines the length of one of the side of the unitarity triangle and is therefore of great importance to overconstrain this triangle. The inclusive decay rate $B \rightarrow X_u \ell \bar{\nu}$ is directly proportional to $|V_{ub}|^2$ and can be calculated reliably and with small uncertainties using the operators product expansion (OPE). Unfortunately, the ~ 100 times background from $B \rightarrow X_c \ell \bar{\nu}$ makes the measurement of the totally inclusive an almost impossible task¹. Several cuts have been proposed in order to reject the $b \rightarrow c$ background, however care has to be taken to ensure that the decay rate in the restricted region of phase space can still be predicted reliably theoretically. The cut which is easiest to implement experimentally is on the energy of the charged lepton, requiring $E_\ell > (m_B^2 - m_D^2)/2m_B$. Unfortunately, this cut restricts the remaining region of phase space too much for the OPE to still be valid. Instead, a twist expansion has to be performed [1], and at leading order the decay rate is determined by the light cone distribution function of the B meson, with subleading twist corrections suppressed by powers of $1/m_b$ [2]. This distribution function can not be calculated perturbatively and has to be determined experimentally, for example from the photon energy spectrum in $B \rightarrow X_s \gamma$ [3]. The same light cone distribution function also determines the rate in the presence of a cut on the hadronic invariant mass

^{*}Speaker.

¹It has recently been suggested that a measurement of the totally inclusive rate might be possible using totally reconstructed B decays

[4], which has the advantage of keeping most of the $b \rightarrow u$ events. In this talk I will show that using a cut on the leptonic invariant mass results in a regions of phase space that is free from $b \rightarrow c$ background and which can be calculated reliably in the standard OPE.

Using a cut on the leptonic invariant mass $q^2 = (p_\ell + p_\nu)^2$ to measure $|V_{ub}|^2$ was first proposed in [5], and it was shown that requiring $q^2 > m_B^2 - m_D^2$ leaves a region of phase space free from $b \rightarrow c$ events, which can be calculated using the usual OPE. The number of events surviving such a cut on q^2 were calculated in [5] and depending on the exact value of the cut chosen, the fraction of events surviving the cut is between 10 and 20%, with uncertainties on $|V_{ub}|$ ranging from 15% for $q_{\text{cut}}^2 = m_B^2 - m_D^2 = 11.6\text{GeV}^2$ to 25% for $q_{\text{cut}}^2 = 14\text{GeV}^2$.

From Fig. 1 one can see that the q^2 cut keeps a subset of the phase space available to a cut on the hadronic invariant mass m_X . Thus, a cut on m_X keeps a much larger fraction of the events, up to 80%. However, the fact that the former cut avoids the region of low m_X and low q^2 where the structure function dominates, is why the decay rate in the presence of a q^2 cut can be calculated while in the presence of a pure m_X cut it can not. However, it was observed in [6] that combining the cuts on q^2 and on m_X allows for a much larger fraction of events compared to a pure q^2 cut, while keeping the partial rate calculable using the local OPE.

The integrated rate with a lower cut q_{cut}^2 on q^2 and an upper cut m_{cut} on m_X may be written as

$$\int_{q_{\text{cut}}^2}^1 d\hat{q}^2 \int_0^{\hat{s}_0} d\hat{s} \frac{d\Gamma}{d\hat{q}^2 d\hat{s}} \equiv \frac{G_F^2 |V_{ub}|^2 (4.7\text{GeV})^5}{192\pi^3} G(q_{\text{cut}}^2, m_{\text{cut}}), \quad (1)$$

where where $\hat{q} = q/m_b$, $\hat{s} = (v - \hat{q})^2$ is the rescaled partonic invariant mass, v is the four-velocity of the decaying B meson, and

$$\hat{s}_0 = \begin{cases} (1 - \sqrt{\hat{q}^2})^2 & \text{for } m_{\text{cut}} > m_B - m_b \sqrt{\hat{q}^2}, \\ 0 & \text{for } m_{\text{cut}}^2 < (m_B - m_b \hat{q}^2)(m_B - m_b), \\ \frac{m_{\text{cut}}^2}{m_B m_b} + \left(\frac{m_B}{m_b} - 1\right) \left(\frac{m_b}{m_B} \hat{q}^2 - 1\right) & \text{otherwise.} \end{cases} \quad (2)$$

The hadronic invariant mass m_X is related to \hat{q}^2 and \hat{s} by

$$m_X^2 = \hat{s} m_B m_b + (m_B - m_b)(m_B - \hat{q}^2 m_b). \quad (3)$$

$G(q_{\text{cut}}^2, m_{\text{cut}})$ is the ratio of the semileptonic $b \rightarrow u$ width with cuts on q^2 and m_X to the full width at tree level with $m_b = 4.7\text{GeV}$. The fraction of semileptonic $b \rightarrow u$ events included in the cut rate is $\simeq 1.21 G(q_{\text{cut}}^2, m_{\text{cut}})$. Note that the m_b^5 prefactor, a large source of uncertainty, is included in $G(q_{\text{cut}}^2, m_{\text{cut}})$. The theoretical uncertainty in $|V_{ub}|$ is therefore half the uncertainty in the prediction for $G(q_{\text{cut}}^2, m_{\text{cut}})$.

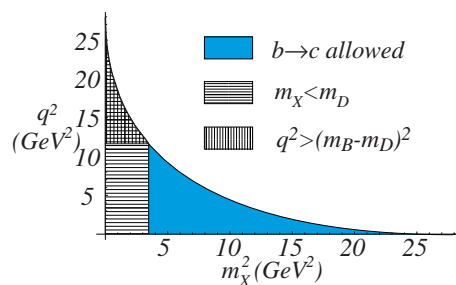


Figure 1: The dalitz plot for q^2 and s_H .

In Ref. [6] this function $G(q_{\text{cut}}^2, m_{\text{cut}})$ was calculated up to corrections of order α_s^2 terms not enhanced by β_0 , order $(\Lambda_{\text{QCD}}/m_b)^2$ terms proportional to derivatives of $\delta(\hat{s})$, and higher order terms in both series. The result for the function $G(q_{\text{cut}}^2, m_{\text{cut}})$ is shown in Fig. 2 for three different values of m_{cut} as a function of q_{cut}^2 .

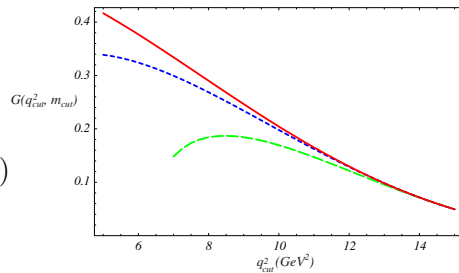


Figure 2: $G(q_{\text{cut}}^2, m_{\text{cut}})$ as a function of q_{cut}^2 , for $m_{\text{cut}} = 1.86$ GeV (solid line), 1.7 GeV (short dashed line) and 1.5 GeV (long dashed line).

The uncertainties in the OPE prediction for $G(q_{\text{cut}}^2, m_{\text{cut}})$ come from three separate sources: perturbative uncertainties from the unknown full two-loop result, uncertainties in the b quark mass and uncertainties due to unknown matrix elements of local operators at $O(1/m_b^3)$ in the OPE. In the following I will consider each of these uncertainties separately as the fractional errors on $G(q_{\text{cut}}^2, m_{\text{cut}})$. The fractional uncertainty in $|V_{ub}|$ then is one half of the resulting value. Starting with the perturbative uncertainties, we may estimate the error in the perturbation series in two ways: (a) as the same size as the last term computed, the order $\alpha_s^2\beta_0$ term, or (b) as the change in the perturbation series by varying μ over some reasonable range. These are illustrated in Fig. 3 (a) and (b), respectively. In Fig. 3(b) we vary the renormalization scale between $\mu = 4.7$ GeV and $\mu = m_b/3 \sim 1.6$ GeV, and plot the change in the perturbative result. For a given set of q_{cut}^2 and m_{cut} , we take the perturbative error to be the larger of (a) and (b).

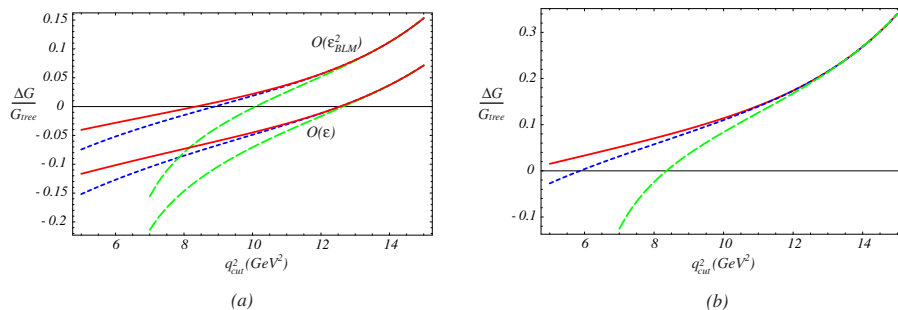


Figure 3: (a) The $O(\epsilon)$ and $O(\epsilon_{\text{BLM}}^2)$ contributions to $G(q_{\text{cut}}^2, m_{\text{cut}})$ (normalized to the tree level result) for $m_{\text{cut}} = 1.86$ GeV (solid lines), 1.7 GeV (short dashed lines) and 1.5 GeV (long dashed lines). (b) Scale variation of the perturbative corrections: The difference between the perturbative corrections to $G(q_{\text{cut}}^2, m_{\text{cut}})$, normalized to the tree level result, for $\mu = 4.7$ GeV and $\mu = 1.6$ GeV.

The partially integrated rate depends sensitively on the value of the b quark mass due both to the m_b^5 factor in $G(q_{\text{cut}}^2, m_{\text{cut}})$ and the cut on q^2 , as stressed in [7]. Currently, the smallest error of the $1S$ mass is quoted from sum rules [8, 9, 10]. Ref. [10] obtains the value $m_b^{1S} = 4.69 \pm 0.03$ GeV by fitting an optimized linear combination of moments of the $e^+e^- \rightarrow b\bar{b}$ spectrum, which may underestimate the theoretical error [9]; the authors of [9] cite a similar central value with a more conservative error of ± 0.08 GeV. In Fig. 4 we show the effects of a ± 80 MeV and a ± 30 MeV uncertainty in m_b^{1S} on $G(q_{\text{cut}}^2, m_{\text{cut}})$, using

the central value $m_b^{1S} = 4.7 \text{ GeV}$.

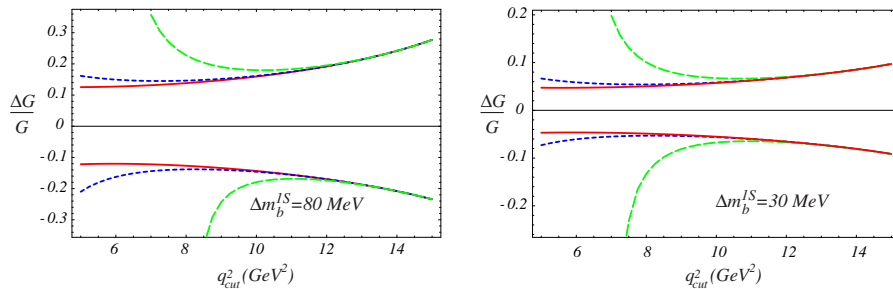


Figure 4: The fractional effect of a $\pm 80 \text{ MeV}$ and $\pm 30 \text{ MeV}$ uncertainty in m_b^{1S} on $G(q_{\text{cut}}^2, m_{\text{cut}})$ for $m_{\text{cut}} = 1.86 \text{ GeV}$ (solid line), 1.7 GeV (short dashed line) and 1.5 GeV (long dashed line).

Finally, there are uncertainties from unknown $1/m_b^3$ contributions to $G(q_{\text{cut}}^2, m_{\text{cut}})$. We distinguish two contributions, the first originating from the local OPE [11] and the second from weak annihilation (WA) [12]. The latter terms vanish in the factorization limit, however they are enhanced by a factor of $16\pi^2$. The two contributions are shown in Fig. 5, assuming a 10% violation of factorization, with the uncertainty from WA dominating. Since the WA contribute in general differently to charged and neutral B 's, an indication of the size of the WA effect can be obtained by comparing the measurement of $G(q_{\text{cut}}^2, m_{\text{cut}})$ from charged and neutral B 's.

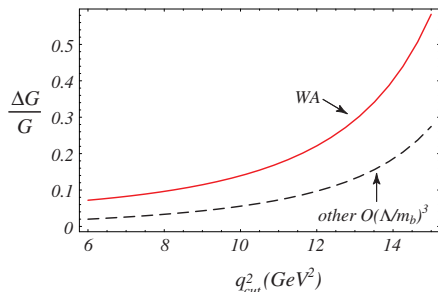


Figure 5: Estimate of the uncertainties due to dimension-six terms in the OPE as a function of q_{cut}^2 from weak annihilation (WA) (solid line) and other operators (dashed line).

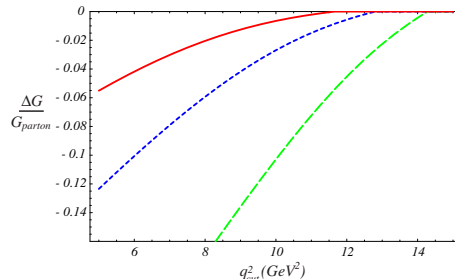


Figure 6: Effect of a model structure function on $G(q_{\text{cut}}^2, m_{\text{cut}})$ as a function of q_{cut}^2 for $m_{\text{cut}} = 1.86 \text{ GeV}$ (solid line), 1.7 GeV (short dashed line) and 1.5 GeV (long dashed line).

Since the structure function becomes more important as the cut on q^2 is lowered, we still need to estimate the effect of the distribution function to determine how low q_{cut}^2 may be decreased. To leading twist, this is obtained by smearing the b quark decay rate with the distribution function $f(k_+)$. The best way to determine $f(k_+)$ is from the $B \rightarrow X_s \gamma$ photon spectrum, however in the absence of precise data, we will use a simple model to estimate the effects of the structure function. In Fig. 6 we plot in such a model the effect of the structure function on $G(q_{\text{cut}}^2, m_{\text{cut}})$ as a function of q_{cut}^2 , for three different values of m_{cut} .

Using these results the strategy to extract $|V_{ub}|$ in a model independent way is:

- make the cut on m_X as large as possible, keeping the background from $b \rightarrow c$ small
- for a given cut on m_X , reduce the q^2 cut as low as possible, keeping the contribution from the b quark structure function, as well as the perturbative uncertainties, small

In Table 1 we show the results for two different combinations of cuts. From this table one can see that the number of events included using the combined cuts is about a factor of three larger than for a pure q^2 cut and that the uncertainties on $|V_{ub}|$ can be reduced by a factor of two.

In summary, combining a cut on q^2 with a cut on m_X allows for a model independent determination of $|V_{ub}|$ using up to 45% of the total $b \rightarrow u$ events with uncertainties at the 5-10% level. This is a significant improvement over other methods presented to date, which either have strong model dependence or larger theoretical uncertainties.

$(q_{\text{cut}}^2, m_{\text{cut}})$ (GeV ² , GeV)	Fraction of Events	$\Delta_f V_{ub}$	ΔV_{ub} $\pm 80/30$
Combined cuts			
(6, 1.86)	46%	-2%	8%/5%
(8, 1.7)	33%	-3%	9%/6%
Pure q^2 cut			
(11.6, 1.86)	17%	--	15%/12%

Table 1: Fraction of events, effect of structure function and uncertainty on $|V_{ub}|$ for two different combination of cuts, in comparison with a pure q^2 cut.

References

- [1] M. Neubert, Phys. Rev. D49 (1994) 4623; I.I. Bigi *et al.*, Int. J. Mod. Phys. A9 (1994) 2467.
- [2] C. W. Bauer, M. Luke and T. Mannel, hep-ph/0102089.
- [3] A. K. Leibovich and I. Z. Rothstein, Phys. Rev. D 61, 074006 (2000);
M. Neubert, Phys. Lett. B **513**, 88 (2001) A. K. Leibovich, I. Low and I. Z. Rothstein, Phys. Lett. B **513**, 83 (2001)
- [4] A.F. Falk, Z. Ligeti and M.B. Wise, Phys. Lett. B406 (1997) 225; I. Bigi, R. D. Dikeman and N. Uraltsev, Eur. Phys. J. C4 (1998) 453 .
- [5] C.W. Bauer, Z. Ligeti and M. Luke, Phys. Lett. B479 (2000) 395; C.W. Bauer, Z. Ligeti and M. Luke, hep-ph/0007054.
- [6] C. W. Bauer, Z. Ligeti and M. E. Luke, Phys. Rev. D **64**, 113004 (2001)
- [7] M. Neubert, JHEP 0007 (2000) 022.
- [8] M. B. Voloshin, Int. J. Mod. Phys. A10 (1995) 2865; A. A. Penin and A. A. Pivovarov, Phys. Lett. B435 (1998) 413; K. Melnikov and A. Yelkhovsky, Phys. Rev. D59 (1999) 114009; A. H. Hoang, Phys. Rev. D61 (2000) 034005.
- [9] M. Beneke and A. Signer, Phys. Lett. B471 (1999) 233.
- [10] A. H. Hoang, hep-ph/0008102.
- [11] M. Gremm and A. Kapustin, Phys. Rev. D55 (1997) 6924. C. Bauer, Phys. Rev. D **57**, 5611 (1998) [Erratum-ibid. D **60**, 099907 (1998)]; C. W. Bauer and C. N. Burrell, Phys. Lett. B **469**, 248 (1999). Phys. Rev. D62 (2000) 114028;
- [12] M. B. Voloshin, Phys. Lett. B **515**, 74 (2001)