

# Diffractive Dijet Production

R.B. Appleby and J.R. Forshaw

Department of Physics & Astronomy  
University of Manchester  
Manchester M13 9PL  
United Kingdom

We explore the diffractive interaction of a proton with an anti-proton which results in centrally produced dijets. This process has been recently studied at the Tevatron. We make predictions within an Ingelman-Schlein approach and compare them to the recent data presented by the CDF collaboration. Earlier calculations resulted in theoretical cross-sections which are much larger than those observed by CDF. We find that, after consideration of hadronisation effects and the parton shower, and using parton density functions extracted from diffractive deep inelastic scattering at HERA, it is possible to explain the CDF data. We need to assume a gap survival probability of around 10% and this is in good agreement with the value predicted by theory. We also find that the non-diffractive contribution to the process is probably significant in the kinematical region probed by the Tevatron.

## 1 Introduction

In this work we study the process  $p\bar{p} \rightarrow p + JJX + \bar{p}$ , where  $JJX$  denotes a centrally produced cluster of hadrons containing at least two jets. The CDF collaboration at FNAL has presented data on this process [1]. Such an interaction is diffractive since the colliding hadrons emerge intact with only a small loss of longitudinal momentum. Events are characterised by the production of two jets in the central region, separated from the final state hadrons by rapidity gaps. Therefore they are also known as “gap-jet-gap” events.

Previous calculations of this process [2, 3] have been carried out at the parton level and have overestimated the total dijet production cross-section by several orders of magnitude. In this paper we see that by including the effects of hadronisation and by using the diffractive parton density functions extracted by the H1 collaboration [4], it is possible to fit the data in a natural way. In particular, we shall show that the large suppression which arises from the hadronisation corrections means that we are able to fit the

data with a “gap survival probability” of around 10% that is consistent with theoretical expectations [5, 6].

There are two approaches to central dijet production that have been considered in the literature:

1. The factorised model. In this approach one assumes that factorisation [7] can be applied to the process, just as in inclusive hard scattering processes, modulo an overall multiplicative factor which has come to be called the “gap survival probability” [8]. Following Ingelman and Schlein (IS), one can go further and assume so-called “Regge Factorisation” [9] which assumes that the process is driven by pomeron exchange, as illustrated in Figure 1. Thus one assigns an experimentally determined parton density and flux factor to the exchanged pomeron [4]. It is expected that this factorisation will be violated at the Tevatron [2, 7, 10, 11] and the extent to which the breaking can be accommodated, at some level, by a gap survival factor is very much an open question. Central dijet production within a factorised model has been studied before [3, 2, 12].
2. The non-factorised model. These models have been developed in [10, 13, 14, 15]. They are exclusive in the sense that all energy lost by the interacting hadrons goes into the final state dijets. Therefore we will see no pomeron remnants in the final state, as illustrated in Figure 2<sup>1</sup>. This feature would manifest itself as a peak in the distribution showing the fraction of the available centre-of-mass energy which goes into the jets; a feature which is absent in the CDF data. However this need not be the case for Tevatron Run II which ought to be a good place to look for evidence of a non-factorised contribution. Subsequently, we shall not consider such models.

We use the IS approach in this paper and compare the predictions of the Monte Carlo event generator, POMWIG [17], with the experimental results [1].

The experiments were performed at  $\sqrt{s} = 1.8$  TeV and diffractive events are selected by applying cuts on the hadronic momentum loss. The details of the experiment are described in [1] and the relevant cuts are:

- The anti-proton fractional energy loss  $\xi_{\bar{p}}$  satisfies  $0.035 < \xi_{\bar{p}} < 0.095$ . Such a condition corresponds to a rapidity gap on the anti-proton side. This cut is made by tagging the anti-proton.
- The proton fractional energy loss  $\xi_p$  satisfies  $0.01 < \xi_p < 0.03$ . Such a condition corresponds to a rapidity gap on the proton side. Note that the proton is not tagged at CDF and the cut is made by looking for a rapidity gap on the proton side.

---

<sup>1</sup>In [15] the possibility that there is additional radiation into the final state from the gluons in fig. 2 is considered.

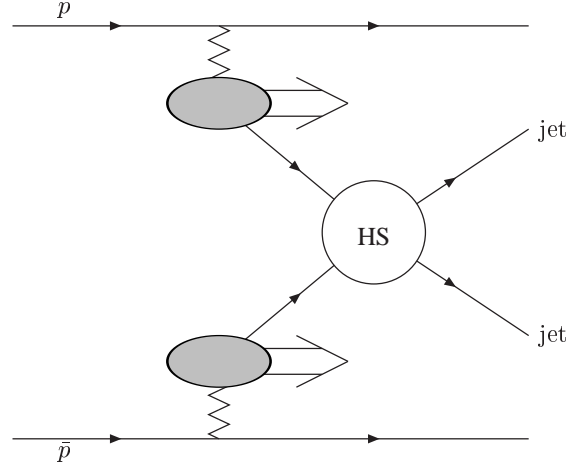


Figure 1: *Dijet production in the factorised model. The zig-zag lines denote the exchanged pomerons.*

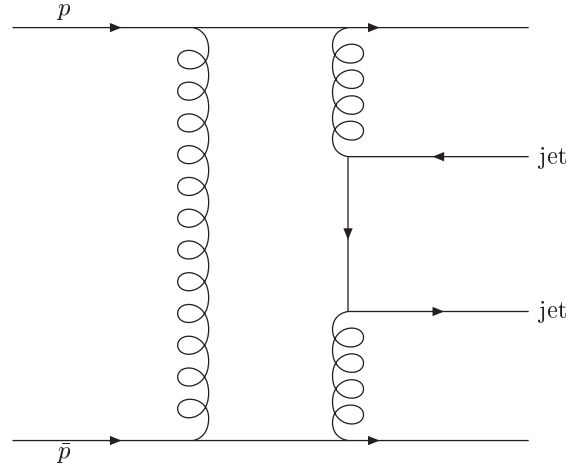


Figure 2: *Dijet production in the non-factorised model.*

- $|t_{\bar{p}}| < 1 \text{ GeV}^2$ .  $|t_{\bar{p}}|$  is the four-momentum transfer from the anti-proton squared.
- The event must have two or more jets in the pseudo-rapidity region  $-4.2 < \eta < 2.4$  and at least two jets must have a minimum transverse energy of  $E_T^{min} = 7 \text{ GeV}$  or  $10 \text{ GeV}$ .

The final state jets were found using the cone algorithm with a cone radius of 0.7 and an overlap parameter of 0.5.

## 2 The Model

With reference to Figure 1, we assign the pomeron a partonic content and the dijet production is driven by the perturbative QCD interaction of partons from the colliding pomerons. The production cross-section for this so-called “Double Pomeron Exchange” process (DPE) can be written

$$\frac{d\sigma_{DPE}^{dijet}}{d\eta_3 d\eta_4 dp_{\perp}^2}(p\bar{p} \rightarrow p + JJX + \bar{p}) = \int d\xi_p \int d\xi_{\bar{p}} F_{\mathbb{P}/p}(\xi_p) F_{\mathbb{P}/\bar{p}}(\xi_{\bar{p}}) \sum \beta_p f_{i/\mathbb{P}}(\beta_p) \beta_{\bar{p}} f_{j/\mathbb{P}}(\beta_{\bar{p}}) \frac{d\hat{\sigma}_{HS}}{d\hat{t}}(ij \rightarrow kl) \quad (1)$$

where  $F_{\mathbb{P}/p}(\xi) = F_{\mathbb{P}/\bar{p}}(\xi)$  is the pomeron flux factor,  $\beta$  is the fraction of the pomeron momentum carried by the parton entering the hard scattering and  $f_{i/\mathbb{P}}(\beta)$  is the pomeron parton density function for partons of type  $i$ . The rapidity of the outgoing partons is denoted  $\eta_3$  and  $\eta_4$ , their transverse momentum is  $p_{\perp}$  and  $\frac{d\hat{\sigma}_{HS}}{d\hat{t}}(ij \rightarrow kl)$  denotes the QCD 2-to-2 scattering amplitudes. The parton transverse momentum,  $p_{\perp}$  is equal to the jet transverse energy  $E_T$  at the parton level.

Note that the dijets are accompanied by pomeron remnants which we observe in the final state alongside the jets and the diffracted hadrons. We use the H1 leading order pomeron fits to  $F_2^{D(3)}$  measurements [4]. The measurement of  $F_2^{D(3)}$  is quark dominated and gluon sensitivity only enters through scaling violations. Hence the gluon density has quite a large uncertainty. This is important for the gluon dominated DPE process. The gluon densities of the H1 fits are illustrated in Figure 3. The mean value of  $\beta$  relevant at the Tevatron is in the region of 0.3 to 0.4. Fit 4 has a gluon content that is heavily suppressed relative to fits 5 and 6, and fit 6 is peaked at high  $\beta$ . Fits 5 and 6 are now the favoured fits to describe H1 data.

In our analysis we also include the effect of non-diffractive contributions through an additional regge exchange, which we refer to as the reggeon contribution. This is expected to be important in the region of  $\xi_{\bar{p}}$  explored at the Tevatron. Following H1, we estimate reggeon exchange by assuming that the reggeon can be described by the pion parton densities of Owens [16]. This contribution is added incoherently to the pomeron contribution. For more details of the implementation we refer to [17].

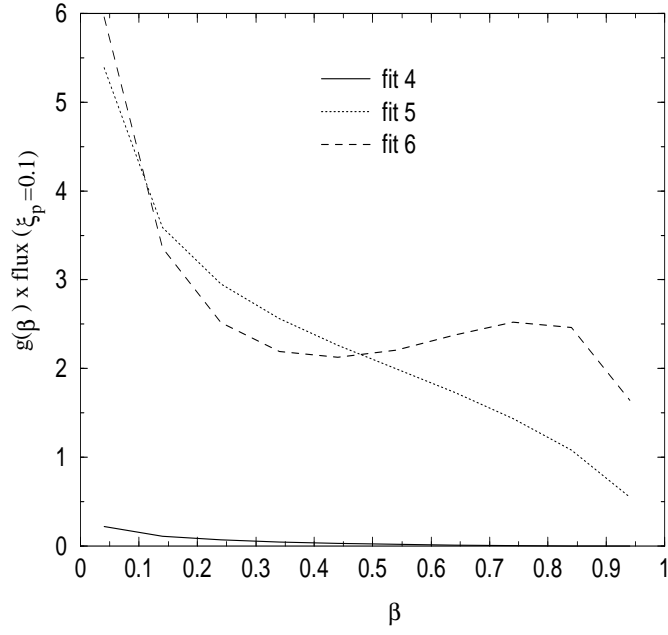


Figure 3: *The gluon densities in the Pomeron as fitted by H1. The fits are evaluated at  $Q^2 = 50 \text{ GeV}^2$ , the typical scale of the jet transverse energy at CDF, and are multiplied by the Pomeron flux evaluated at  $\xi_p = 0.1$ .*

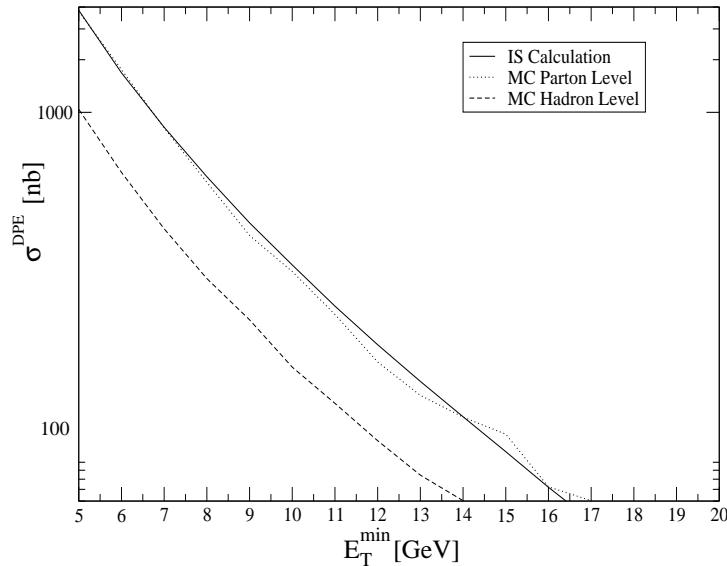


Figure 4: *The total cross-section at both parton and hadron level, plotted as a function of the minimum transverse energy of the dijets.*

### 3 Results

#### 3.1 Hadronisation & Parton Shower Effects

Figure 4 demonstrates the agreement between POMWIG and an independent calculation for the total DPE cross-section as a function of the minimum jet transverse energy  $E_T^{\min}$ . These curves were produced using H1 fit 5 and contain only the pomeron exchange contribution. More interestingly, we see that the curve which describes the total cross-section after the effects of hadronisation and parton showering have been included shows a significant reduction relative to the naive parton level calculation. This suppression effect may be understood by observing that the effect is a shift in the cross-section by  $\Delta E_T = 2$  GeV. This is a direct consequence of the broadening of the jet profile by the parton shower and hadronisation. The reduction is lower for the quark dominated fit (H1 fit 4) since quark jets tend to have a narrower profile.

#### 3.2 Total Cross-Section

Now we turn our attention to the comparison of our theoretical predictions to the measured total cross-section. The analysis we perform includes the processes where the

exchanges are either both pomerons or both reggeons. We do not include the case where one is a reggeon and the other is a pomeron, nor do we include interference contributions. Whilst the latter may be small, the former will not be if the pure reggeon contribution is not negligible. This limitation arises since pomeron-reggeon interactions are not yet included in POMWIG. The results are presented in Tables 1 and 2 (for the data the first error is statistical and the second is systematic).

	Parton Level [nb]	Hadron Level [nb]
CDF Result		$43.6 \pm 4.4 \pm 21.6$
IP fit 4	6	2.7
IP fit 5	815	230
IP fit 6	1175	339
IR	241	58
IP+IR fit 4	247	60.7
IP+IR fit 5	1056	288
IP+IR fit 6	1416	397

*Table 1. The total DPE cross-sections for a jet cut of 7 GeV. The contributions from pomeron and reggeon exchange are shown separately.*

	Parton Level [nb]	Hadron Level [nb]
CDF result		$3.4 \pm 1.0 \pm 2.0$
fit 4	1	0.47
fit 5	123	33
fit 6	187	66
IR	24	1.7
IP+IR fit 4	25	2.17
IP+IR fit 5	147	34.7
IP+IR fit 6	211	67.7

*Table 2. The total DPE cross-sections for a jet cut of 10 GeV. The contributions from pomeron and reggeon exchange are shown separately.*

Using fit 5, the overall cross-section that we predict for a jet cut of 7 GeV is 288 nb which is in excess of the experimental value of 43.6 nb. A similar excess is present with a cut of 10 GeV. However, we can match our results to the data if we assume an overall multiplicative gap survival probability of around 15%. The large reggeon contribution implies a non-negligible pomeron-reggeon contribution and naively estimating this as twice the geometric mean of the pomeron-pomeron and reggeon-reggeon contributions would push the gap survival factor down to around 10%. Given that the systematic error on the CDF cross-sections is high, that the uncertainty in our knowledge of the gluon density directly affects the normalisation of the cross-section and that the size of the non-diffractive reggeon contribution is also uncertain it is not possible to make a more precise statement about gap survival. In any case the value we obtain agrees well with the expectations of [5, 6]. It should be appreciated that this agreement of our estimate of the gap survival probability with other theoretical estimates is only possible

after the inclusion of hadronisation effects. Both fits 5 and 6 can describe the data, although measurements of diffractive dijet production at HERA suggest that fit 5 is favoured [18]. Our total cross-section agrees with that of [19]. The ratio of the fit 5 to the fit 4 cross-sections is of the order of 100, which we can understand from the different gluon densities illustrated in Figure 3. Note that the relative size of the non-diffractive contribution compared to the diffractive contribution is not small.

We can study further the suppression of the total cross-section, relative to the naive parton level result, by looking at the particular role of the parton shower phase in POMWIG. We have performed the total cross-section calculation for H1 fit 5 after parton showering but before hadronisation. The results are presented in Table 3, for an  $E_T^{min}$  of 7 GeV.

	Parton Level [nb]	Parton Shower [nb]	Hadron Level [nb]
CDF result			43.6 $\pm$ 4.4 $\pm$ 21.6
IP	815	421	230
IR	241	144	58
IP+IR	1056	565	288

Table 3. The total DPE cross-section at the parton shower and hadron levels.

Not surprisingly, the parton shower phase of POMWIG is responsible for a large part of the suppression relative to the naive parton level prediction.

### 3.3 Event distributions

In Figures 5 and 6 we show distributions in number of events of the mean jet transverse energy,  $E_T^*$ , the mean jet rapidity,  $\eta^*$ , the azimuthal separation of the jets,  $\Delta\phi$ , and the dijet mass fraction,  $R_{jj}$ :

$$R_{jj} = \frac{\sum_i E_i}{\xi_p \xi_{\bar{p}} s} \approx \beta_p \beta_{\bar{p}}. \quad (2)$$

The sum in the numerator is over all particles in the dijets. Some of these distributions have also been examined in [12]. In Figure 5 we compare the data to results at the parton and hadron level, and we show the reggeon contribution separately<sup>2</sup>. In Figure 6 we show results at the hadron level for the three different H1 pomeron parton density functions.

We urge caution when comparing the data and theory as is done in Figures 5 and 6 since the data are not corrected for detector effects<sup>3</sup>. The existence of the long tail to low angles in the  $\Delta\phi$  distribution illustrates the dangers: there is no possibility to produce such a long tail in a hadron level Monte Carlo simulation. We have explored the effect of smearing the momenta of all outgoing hadrons and the qualitative effect is to flatten the  $E_T^*$  distribution, enhance the  $\Delta\phi$  tail and soften the  $R_{jj}$  distribution. Nevertheless, we are unable to draw any strong conclusions until the corrected data become available.

<sup>2</sup>All curves except the reggeon are area normalised to unity. The reggeon is normalised relative to the total.

<sup>3</sup>Primarily because of the low  $E_T$  of the CDF jets.



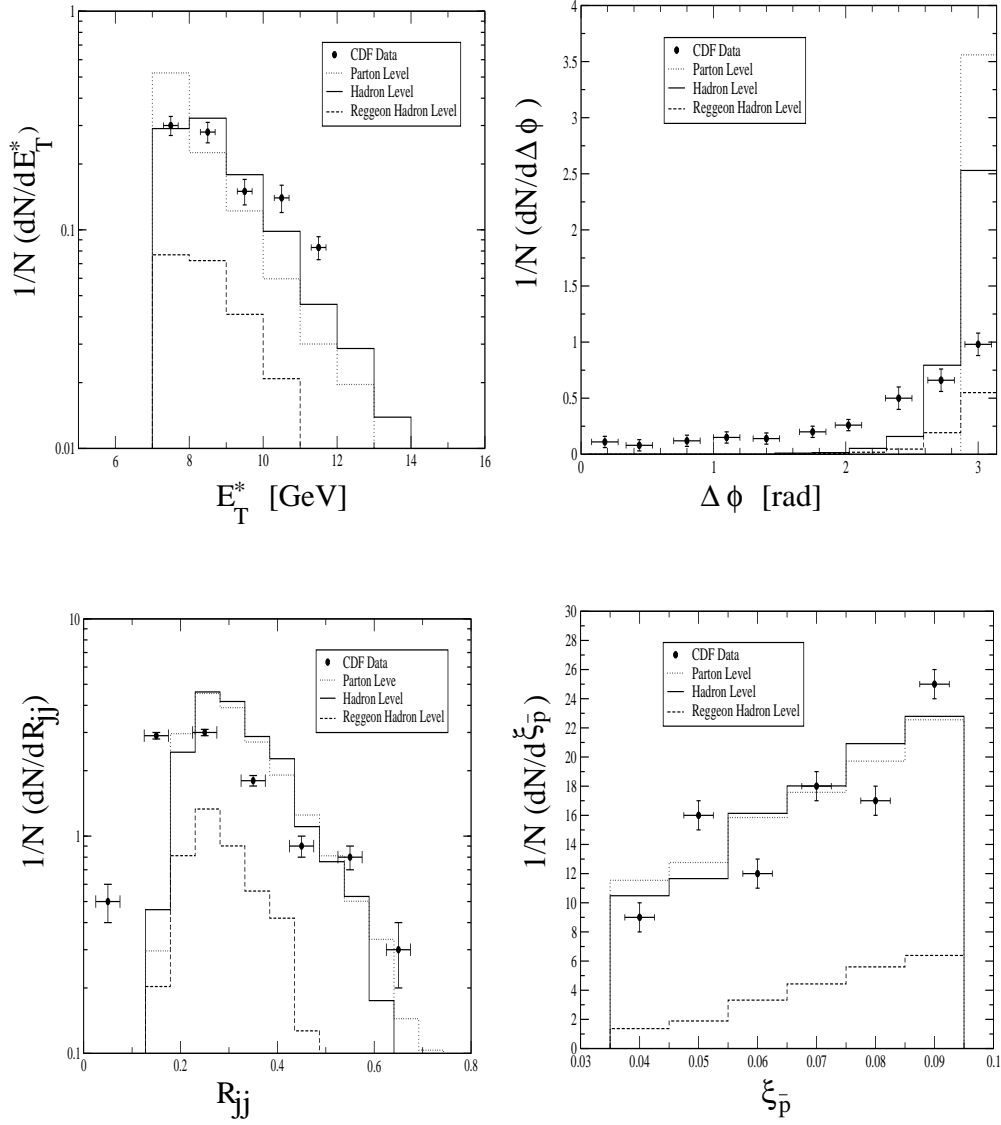


Figure 5: *Comparison of theoretical predictions at the parton and the hadron level. Also shown is the separate contribution from the reggeon (normalised relative to the total).*

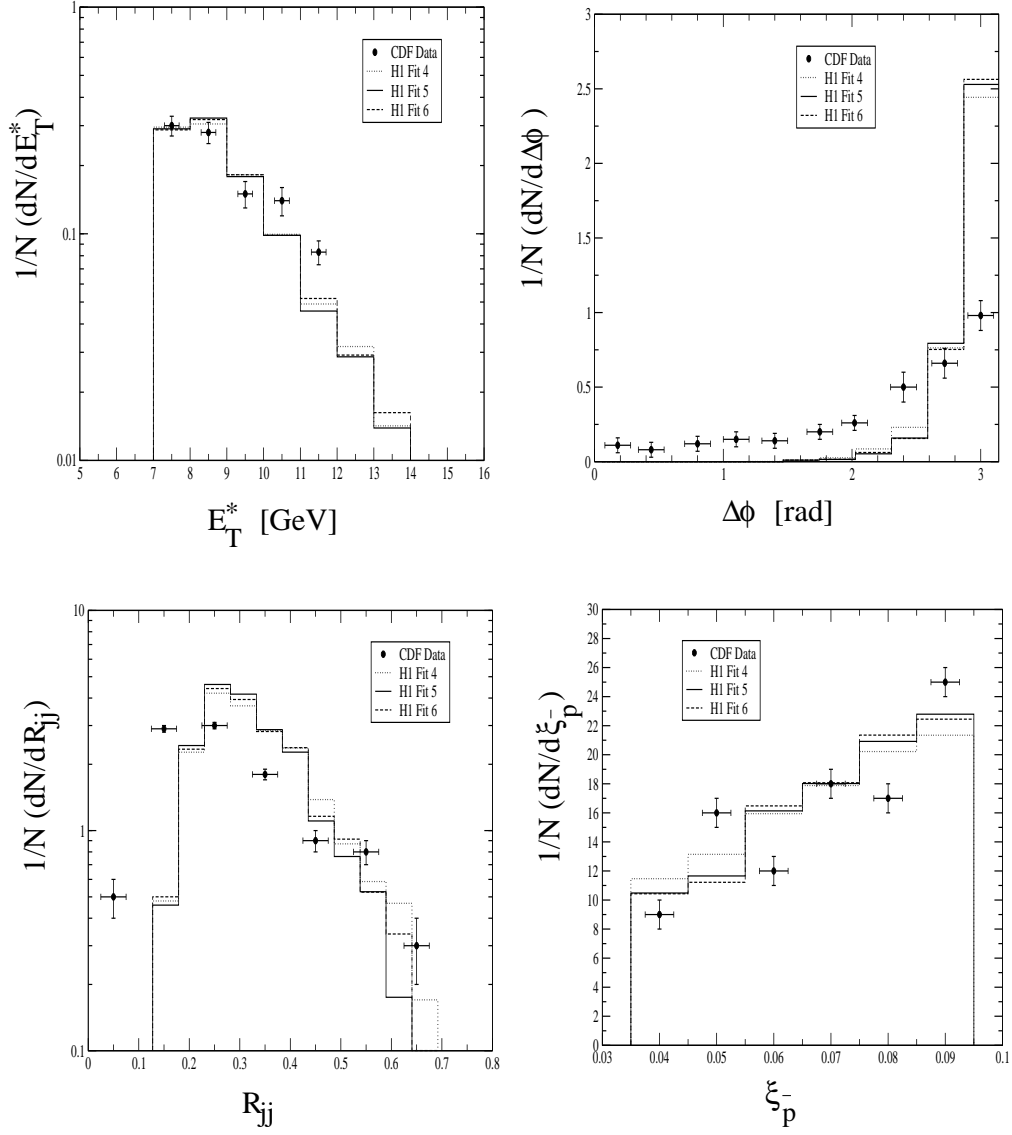


Figure 6: Comparison of theoretical predictions for the different H1 fits to the pomeron parton density functions at the hadron level.

## 4 Conclusion

The work of this paper has focused on the so-called Double Pomeron Exchange process recently measured at the Tevatron. We have extended previous calculations by including the effects of parton showering and hadronisation and found that they lead to a suppression of the cross-section relative to the naive parton level by a factor of around 4. We also found that, in the kinematic region probed by the Tevatron, the effect of non-diffractive (reggeon) exchange is probably important. At the present time the issue of gap survival is not very well understood. However, it is encouraging that we are able to describe the data with a gap survival probability of around 10% which is consistent with previous theoretical estimates.

We would like to thank Arjun Berera, Brian Cox, Dino Goulianos, Christophe Royon and Mike Seymour. This work was supported by the UK Particle Physics and Astronomy Research Council.

## References

- [1] T. Affolder et al, CDF Collaboration, Phys. Rev. Lett. **85** (2000) 4215.
- [2] A. Berera, Phys. Rev. **D62** (2000) 014015.
- [3] L. Alvero, J.C. Collins and J.J. Whitmore, hep-ph/9806340.
- [4] C. Adloff et al, H1 Collaboration, Z. Phys. **C76** (1997) 613.
- [5] A.B. Kaidalov, V.A. Khoze, A.D. Martin and M.G. Ryskin, hep-ph/0105145.
- [6] E. Gotsman, E. Levin and U. Maor, Phys. Lett. **B452** (1999) 387; Phys. Rev. **D60** (1999) 094001.
- [7] J.C. Collins, Phys. Rev. **D57** (1998) 3051; erratum-ibid **D61** (1998) 019902.; J.C. Collins, hep-ph/0107252.
- [8] J.D. Bjorken, Int. J. Mod. Phys. **A7** (1992) 4189; Phys. Rev. **D47** (1993) 101.
- [9] G. Ingelman and P.E. Schlein, Phys. Lett. **B142**, 256 (1985).
- [10] J.C. Collins, L. Frankfurt and M. Strikman, Phys. Rev. Lett. **B307** (1993) 161.
- [11] A.D. Martin, M.G. Ryskin, V.A. Khoze, Phys. Rev. D. **56** (1997) 5867
- [12] M. Boonekamp, R. Peschanski and C. Royon, Phys. Rev. Lett. **87** (2001) 251806.
- [13] A. Berera and J. C. Collins, Nuc. Phys. **B474** (1996) 183; J. Pumplin, Phys. Rev. **D52** (1995) 1477.
- [14] V.A. Khoze, A.D. Martin and M.G. Ryskin, Eur. Phys. J. **C19** (2001) 477.

- [15] V.A. Khoze, A.D. Martin and M.G. Ryskin, Eur. Phys. J. **C23** (2002) 311.
- [16] J.F. Owens, Phys. Rev. **D30** (1984) 943.
- [17] B.E. Cox and J.R. Forshaw, Comput. Phys. Commun. **144** (2002) 104
- [18] C. Adloff et al, H1 Collaboration, Eur. Phys. J. **C6** (1999) 421.
- [19] B. Cox, J.R. Forshaw and B. Heinemann, hep-ph/0110173, Phys. Lett. B (to be published)