

DFPD 01/TH/44

DFCAL-TH 01/6

BITP-01-20

November 2001

**SOFT  $J/\psi$  PHOTOPRODUCTION AT HERA**R. Fiore<sup>a†</sup>, L.L. Jenkovszky<sup>b‡</sup>, F. Paccanoni<sup>c\*</sup>, A. Papa<sup>a†</sup><sup>a</sup> *Dipartimento di Fisica, Università della Calabria**Istituto Nazionale di Fisica Nucleare, Gruppo collegato di Cosenza**I-87036 Arcavacata di Rende, Cosenza, Italy*<sup>b</sup> *Bogolyubov Institute for Theoretical Physics**Academy of Sciences of Ukraine**UA-03143 Kiev, Ukraine*<sup>c</sup> *Dipartimento di Fisica, Università di Padova**Istituto Nazionale di Fisica Nucleare, Sezione di Padova**via F. Marzolo 8, I-35131 Padova, Italy***Abstract**

We revise and update an earlier model for  $J/\psi$  photoproduction based on a dipole Pomeron exchange. We show that the ZEUS and H1 experimental data reported recently can be fitted perfectly well by a soft Pomeron alone.

PACS numbers: 11.80.Fv, 12.40.Ss, 13.85.Kf.

---

<sup>†</sup>*e-mail address:* FIORE, PAPA@CS.INFN.IT

<sup>‡</sup>*e-mail address:* JENK@GLUK.ORG

<sup>\*</sup>*e-mail address:* PACCANONI@PD.INFN.IT

In this paper we explore further the idea about the “softness” of heavy vector meson photoproduction put forward in a previous publication [1]. The basic assumptions are:

1. Photoproduction of heavy vector mesons is a soft process. It can be described by the exchange of either a supercritical Pomeron with a low intercept, typically  $\alpha_P(0) - 1 \approx 0.08$ , or a dipole one with a unit intercept. We stick to the second possibility since it gives better fits to the data.

2. The Pomeron – whatever it be – contains more than just a single (and thus factorisable) term. The simplest and natural choice is a sum of a constant and a (moderately) rising term. Their interference results [1, 2] in the delay of the asymptotics of  $\sigma_{el}(s)$ , observed at HERA. In other words, the relatively rapid increase of  $\sigma_{el}(s)$  in the intermediate energy region of HERA is a transitory effect, followed by a subsequent slow-down. Of course, the presence of more than one term in the Pomeron will break factorisation (to be restored asymptotically).

3. The  $\gamma PV$  vertex  $\beta_2(t)$  (see Fig. 1) may have a  $t$ -dependence different from that in a typical hadronic vertex. This deviation is a reflection of the departure from vector meson dominance in the case of heavy mesons. Following the arguments presented in Ref. [1], we add in this vertex a term proportional to  $t$  and thus vanishing towards  $t = 0$ . Its presence can make the determination of the slope parameter somewhat independent of the actual value of the total and differential cross section in the forward direction. The role of this term will be determined from the fits to the data.

4. The Pomeron trajectory is not a linear function. This is a direct consequence of the theory (analyticity and unitarity) and it has been verified in many reactions – elastic and inelastic [3]. A reasonable model for the trajectory, compatible with the asymptotic bounds, yet feasible phenomenologically, is [4]

$$\alpha_P(t) = 1 + \gamma(\sqrt{t_0} - \sqrt{t_0 - t}) . \quad (1)$$

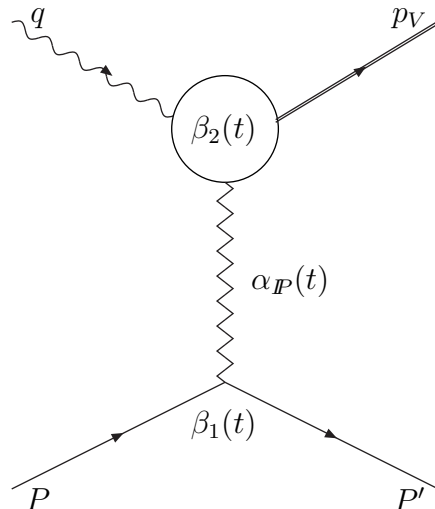


Figure 1: Elastic photoproduction with an inelastic  $\gamma PV$  vertex. The wiggly line, showing the Pomeron exchange, corresponds to a sum of two diagrams, i.e. simple and double pole exchanges.

In the present paper we concentrate on  $J/\psi$  photoproduction in the HERA kinematical region. This process is particularly advantageous in checking Pomeron models since, on one hand, due to the OZI rule [5], contributions from secondary trajectories here can be completely neglected, and, on the other hand, a lot of experimental data has been accumulated – much more than e.g. in the case of  $\Upsilon$  photoproduction. This is the main reason why this reaction receives recently so much attention [6].

We shall be particularly interested in the interpretation of the latest, highest-energy data, measured both by the H1 and ZEUS Collaborations and first reported at the Osaka conference [7, 8]. In our opinion these new data may become critical in discriminating between models for the Pomeron; in particular, they may be indicative of the presence of any hard component in  $J/\psi$  photoproduction [9].

Following these preliminary remarks, we write the scattering amplitude for the reaction  $\gamma p \rightarrow J/\psi p$  as

$$A(s, t) \propto \left[ a \exp(bt) + ct \exp(dt) \right] \left( \frac{s}{s_0} \right)^{\alpha_P(t)} \left[ \ln \left( \frac{s}{s_0} \right) + g - \frac{i\pi}{2} \right] \xi(\alpha_P(t)) , \quad (2)$$

where  $\xi(\alpha_P(t)) = \exp(-i\pi\alpha_P(t)/2)$ . In Eq. (2), the residue (the first factor in the r.h.s.) is a generalization of that used in Ref. [1],  $\exp(bt)(1 + ct)$ . Actually, this residue is not exactly the product of the two vertices  $\beta_1(t)$  and  $\beta_2(t)$  (see Fig. 1), since the amplitude is a sum of two terms, each with its vertices. The second parentheses contains terms typical of a dipole Pomeron (see Refs. [1, 2] and references therein): a constant, a logarithmically rising one and an imaginary part, coming from the signature factor. We are using a Pomeron trajectory of the form (1) with  $t_0 = 4m_\pi^2$  and set  $\gamma = m_\pi$  to get the “standard” value for the Pomeron slope,  $\alpha'_P(0) \approx 0.25 \text{ GeV}^{-2}$ .

We have calculated the elastic differential cross section of  $J/\psi$  photoproduction according to the formula

$$\frac{d\sigma}{dt} = \left[ a \exp(bt) + ct \exp(dt) \right]^2 \left( \frac{s}{s_0} \right)^{2\alpha_P(t)-2} \left[ \left( \ln \left( \frac{s}{s_0} \right) + g \right)^2 + \frac{\pi^2}{4} \right] \quad (3)$$

and have fitted it to the recent ZEUS [10] and H1 [8] data.

The fitted parameters are:  $a$ ,  $b$ ,  $c$ ,  $d$  and  $g$ . After noticing that  $d$  varies little in the fit, we have fixed its value, thus leaving only four parameters free.

The resulting fits are shown in Figs. 2-3. For the fit to the ZEUS data we put  $d = 0.851$  and the values of the fitted parameters are:  $a = (3.856 \pm 0.174) \text{ GeV}^{-2}$ ,  $b = (1.625 \pm 0.091) \text{ GeV}^{-2}$ ,  $c = (-0.936 \pm 0.144) \text{ GeV}^{-4}$ ,  $g = -4.126 \pm 0.126$ . For the fit to the H1 data the values of the parameters turn out to be rather different, with error bars much larger than in the ZEUS case.

We find the quality of our fit quite good,  $\chi^2/\text{d.o.f.} = 1.04$  for ZEUS and

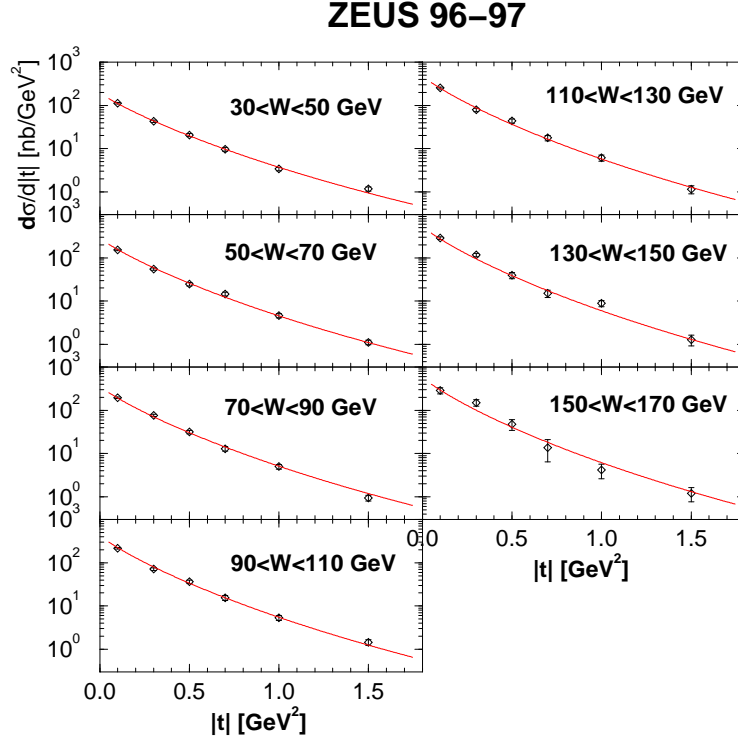


Figure 2: Differential cross sections  $d\sigma/dt$  [nb/GeV<sup>2</sup>] for elastic  $J/\psi$  photoproduction for different bins of  $W$ . Data are from ZEUS 96-97. The solid lines represent the result of our fit.

$\chi^2/\text{d.o.f.} = 0.96$  for H1.

With the parameters obtained from the fit to the ZEUS data on the differential cross section, the integrated elastic cross section has been calculated from the equation

$$\sigma_{el}(s) = \int_{t_+}^{t_-} dt \frac{d\sigma}{dt}, \quad (4)$$

where  $t_- = O[1/s^2] \sim 0$  and  $t_+ \sim -s$ . In Fig. 4 we compare the integrated elastic cross section with the ZEUS results.

We have calculated also the forward slope of the differential cross section

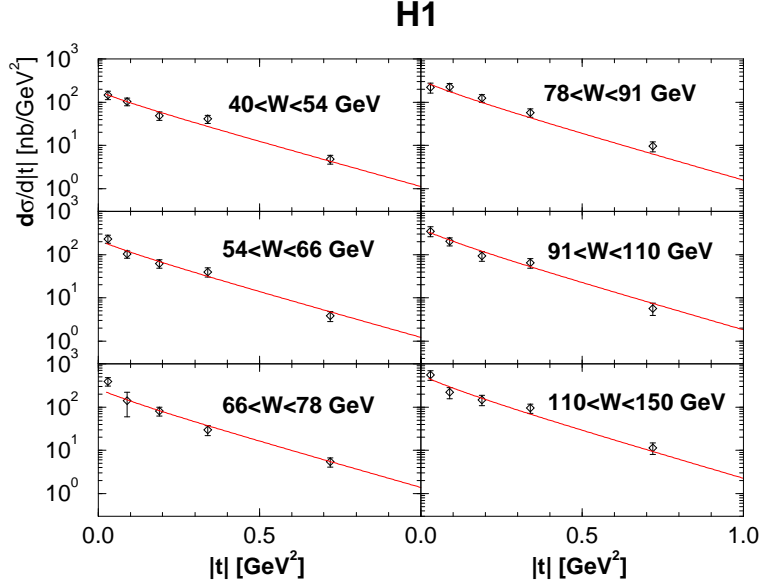


Figure 3: Differential cross sections  $d\sigma/dt$  [nb/GeV<sup>2</sup>] for elastic  $J/\psi$  photoproduction for different bins of  $W$ . Data are from H1. The solid lines represent the result of our fit.

for the ZEUS case,

$$B(s) = \frac{d}{dt} \left( \ln \frac{d\sigma}{dt} \right) \Big|_{t=0}, \quad (5)$$

with the result shown in Fig. 5. Notice that because of the non-exponential form of our vertices, this is a non-trivial result. As noted in Ref. [11], the “theoretical” slope may be higher than the experimental one (e.g.  $\approx 7 \text{ GeV}^{-2}$  in our case against the experimental value  $\approx 4.5 \text{ GeV}^{-2}$  [7]).

The main result of this paper is that  $J/\psi$  photoproduction is “soft”. The highest-energy data [7, 8] bring new evidence in favour of this observation. They show that the introduction of any “hard” term here is unnecessary.

More information on the possible “hardening” of the Pomeron with increasing  $Q^2$  may come from the extension of the present (or similar) models to electroproduction. However this is not easy since all (five, in our case) parameters will acquire some (complicated)  $Q^2$  dependence, thus increasing

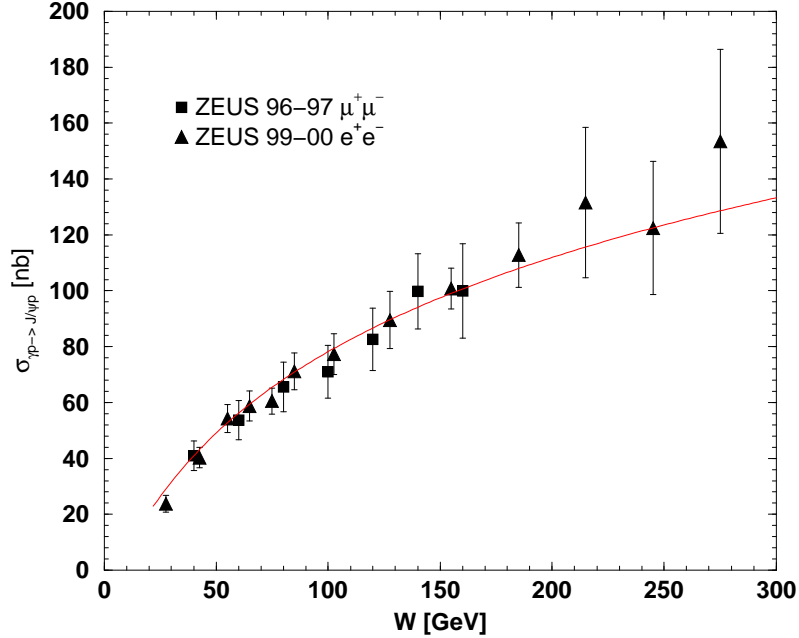


Figure 4: Elastic  $J/\psi$  photoproduction cross section [nb]. Data are from ZEUS 96-97 ( $\mu^+\mu^-$  channel) and ZEUS 99-00 ( $e^+e^-$  channel). The solid line represents the result of our fit.

the number of the fitted parameters and consequently reducing the credibility (confidence level) of the model and its fit. A possible solution may be based on the calculations of the QCD evolution in going from photoproduction to electroproduction.

Finally, let us mention that the dipole Pomeron was criticized [12] for the presence of a negative constant term in it, that – according to the authors [12] – implies a negative total cross section at low energies. Actually, this does not happen because of the presence of subasymptotic terms at low energies, compensating the negative contribution ( $g = -4.126$ , in the ZEUS case): a Pomeron daughter (for a purely diffractive process) and/or secondary Reggeons otherwise. Our fits have been made, however, well beyond the low

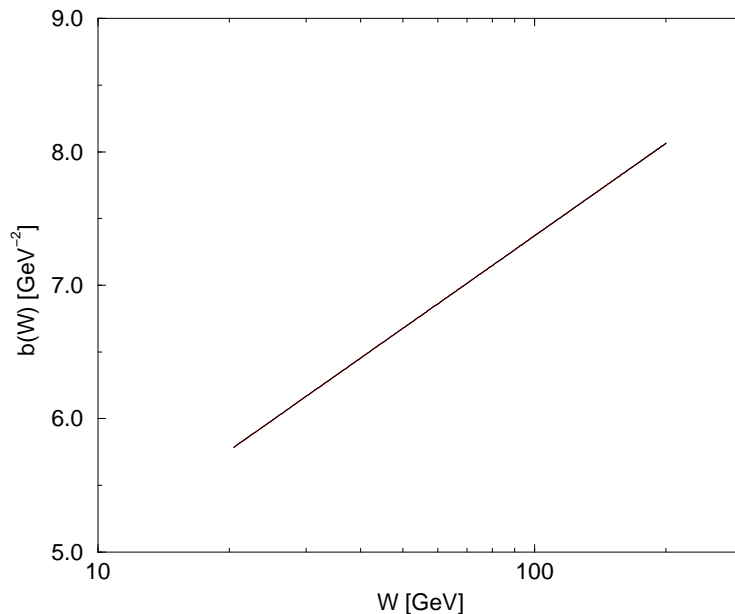


Figure 5: Prediction from our fit to the ZEUS data for the slope  $b$  [ $\text{GeV}^{-2}$ ].

energy region, where subasymptotic contributions may be important.

After the completion of this work we have become aware of similar conclusions drawn in a paper by Martynov, Prokudin and Predazzi, to appear [13].

## Acknowledgments

We thank M. Arneodo and A. Bruni for fruitful discussions on the ZEUS data. L.L.J. is grateful to the Dipartimento di Fisica dell'Università della Calabria, to the Dipartimento di Fisica dell'Università di Padova and to the Istituto Nazionale di Fisica Nucleare – Sezione di Padova and Gruppo Collegato di Cosenza, for their warm hospitality and financial support. This work was supported in part by the Ministero Italiano dell'Università e della Ricerca Scientifica e Tecnologica and in part by INTAS, Grant 00-00366. One of us (L.L.J.) acknowledges also the support by CRDF, Grant UP1-2119.



## References

- [1] R. Fiore, L. Jenkovszky and F. Paccanoni, Eur. Phys. J. **C10** (1999) 461.
- [2] L. Jenkovszky, E. Martynov, F. Paccanoni, “Proton Diffraction Dissociation and Unitarity”, in “Hadrons 96”, Crimea 1996, [hep-ph/9608386](#).
- [3] A. Brandt et al., Nucl. Phys. **B514** (1998) 3.
- [4] R. Fiore et al., Eur. Phys. J. **A10** (2001) 217 and references therein.
- [5] S. Okubo, Phys. Lett. **5** (1963) 165; G. Zweig, CERN-TH 401, 402, 412 (1964); J. Iizuka, Prog. Theor. Phys. Suppl. **37-38** (1966) 21.
- [6] E. Gotsman, E. Levin, U. Maor and E. Naftali, “Momentum Transfer Dependence of the Differential Cross Section for  $J/\psi$  Production”, [hep-ph/0110256](#), October 2001.
- [7] ZEUS Collaboration, “Exclusive Photoproduction of  $J/\psi$  Mesons”, Contribution to the XXXth International Conference on High Energy Physics, July 27 - August 2, 2000, Osaka, Japan.
- [8] H1 Collaboration, C. Adloff et al., Phys. Lett. **B483** (2000) 23.
- [9] A. Donnachie and P.V. Landshoff, Phys. Lett. **B470** (1999) 243; Phys. Lett. **B518** (2001) 63.
- [10] ZEUS Collaboration, private communication.
- [11] J. Nemchik, Phys. Lett. **B497** (2001) 235.
- [12] J.R. Cudell and G. Soyez, Phys. Lett. **B516** (2001) 77.
- [13] A. Prokudin, private communication.