

Lepton Flavor Violating Process in Degenerate and Inverse-Hierarchical Neutrino Models

Atsushi Kageyama ^{*}, Satoru Kaneko [†]

Noriyuki Shimoyama [‡], Morimitsu Tanimoto [§]

Department of Physics, Niigata University, Ikarashi 2-8050, 950-2181 Niigata, JAPAN

ABSTRACT

We have investigated the lepton flavor violation in the supersymmetric framework assuming the large mixing angle MSW solution with the quasi-degenerate and the inverse-hierarchical neutrino masses. In the case of the quasi-degenerate neutrinos, the predicted branching ratio $\text{BR}(\mu \rightarrow e\gamma)$ strongly depends on m_ν and U_{e3} . For $U_{e3} \simeq 0.05$ with $m_\nu \simeq 0.3$ eV, the prediction is close to the present experimental upper bound. On the other hand, the prediction is larger than the experimental upper bound for $U_{e3} \geq 0.05$ in the case of the inverse-hierarchical neutrino masses.

^{*}E-mail address: atsushi@muse.hep.sc.niigata-u.ac.jp

[†]E-mail address: kaneko@muse.hep.sc.niigata-u.ac.jp

[‡]E-mail address: simoyama@muse.hep.sc.niigata-u.ac.jp

[§]E-mail address: tanimoto@muse.hep.sc.niigata-u.ac.jp

Super-Kamiokande has almost confirmed the neutrino oscillation in the atmospheric neutrinos, which favors the $\nu_\mu \rightarrow \nu_\tau$ process [1]. For the solar neutrinos [2, 3], the recent data of the Super-Kamiokande and SNO also favor the neutrino oscillation $\nu_\mu \rightarrow \nu_e$ with the large mixing angle(LMA) MSW solution [4, 5]. These results mean that neutrinos are massive, moreover, they indicate the bi-large flavor mixing in the lepton sector. The non-zero neutrino masses clearly imply new physics beyond the standard model(SM), and the large flavor mixings suggest that the flavor structure in the lepton sector is very different from that in the quark sector.

If neutrinos are massive and mixed in the SM, there exists a source of the lepton flavor violation (LFV). However, due to the smallness of the neutrino masses, the predicted branching ratios for these processes are tiny such as $\text{BR}(\mu \rightarrow e\gamma) < 10^{-50}$.

On the other hand, in the supersymmetric framework the situation is completely different. The SUSY provides new direct sources of flavor violation in the lepton sector, namely the possible presence of off-diagonal soft terms in the slepton mass matrices $(m_L^2)_{ij}$, $(m_{e_R}^2)_{ij}$, and trilinear couplings A_{ij}^e . Strong bounds on these matrix elements come from requiring branching ratios for LFV processes to be below the observed ratios. For the present the strongest bound comes from the $\mu \rightarrow e\gamma$ decay.

In order to avoid these dangerous off-diagonal terms, one often imposes the perfect universality of the $(m_L^2)_{ij}$, $(m_{e_R}^2)_{ij}$, A_{ij}^e matrices, i.e. to take them proportional to the unit matrix. However, even under the universality assumption, radiative corrections generate off-diagonal soft terms due to the massive neutrinos. The flavor changing operators giving rise to the non-diagonal neutrino mass matrices will contribute to the renormalization group equations (RGE's) of the $(m_L^2)_{ij}$, $(m_{e_R}^2)_{ij}$ and A_{ij}^e matrices and induces off-diagonal entries.

Suppose that neutrino masses are produced by the see-saw mechanism [6], there are the right-handed neutrinos above a scale M_R . Then neutrinos have the Yukawa coupling matrix Y_ν with off-diagonal entries in the basis of the diagonal charged-lepton

Yukawa couplings. The off-diagonal entries of Y_ν drive off-diagonal entries in the $(m_L^2)_{ij}$ and A_{ij}^e matrices through the RGE's running [7].

Some authors [8, 9, 10, 11] have already analyzed the effect of neutrino Yukawa couplings for the LFV focusing on the recent data of the Super-Kamiokande. Those analyses have been done assuming that neutrino masses are hierarchical ones, which is similar to quarks and charged-leptons. However, since the data of neutrino oscillations only indicate the differences of the mass square Δm_{ij}^2 , the neutrinos may have the quasi-degenerate spectrum $m_1 \simeq m_2 \simeq m_3$ or the inverse-hierarchical one $m_1 \simeq m_2 \gg m_3$. These cases have been discussed qualitatively neglecting U_{e3} in ref. [11]. In our work, we present quantitative analyses of $\text{BR}(\mu \rightarrow e\gamma)$ including effect of U_{e3} in the case of the quasi-degenerate and inverse-hierarchical neutrino masses. It should be emphasized that the magnitude of U_{e3} is one of important ingredients to predict the branching ratio.

In terms of the standard parametrization of the mixing matrix [12], the MNS matrix U (lepton mixing matrix) [13] are given as

$$U = \begin{pmatrix} c_{13}c_{12} & c_{13}s_{12} & s_{13}e^{-i\phi} \\ -c_{23}s_{12} - s_{23}s_{13}c_{12}e^{i\phi} & c_{23}c_{12} - s_{23}s_{13}s_{12}e^{i\phi} & s_{23}c_{13} \\ s_{23}s_{12} - c_{23}s_{13}c_{12}e^{i\phi} & -s_{23}c_{12} - c_{23}s_{13}s_{12}e^{i\phi} & c_{23}c_{13} \end{pmatrix}, \quad (1)$$

where $s_{ij} \equiv \sin \theta_{ij}$ and $c_{ij} \equiv \cos \theta_{ij}$ are mixings in vacuum, and ϕ is the CP violating phase. Assuming that oscillations need only accounting for the solar and the atmospheric neutrino data, we take the LMA-MSW solution, in which the magnitude of the MNS matrix elements are given in ref. [14] and the neutrino mass scales are given by the data

$$\Delta m_{\text{atm}}^2 = (1.5 \sim 5) \times 10^{-3} \text{eV}^2, \quad \Delta m_{\odot}^2 = 2.5 \times 10^{-5} \sim 1.6 \times 10^{-4} \text{eV}^2. \quad (2)$$

In our calculation of the LFV effect, we take the typical values $\Delta m_{\text{atm}}^2 = 3 \times 10^{-3} \text{eV}^2$, $\Delta m_{\odot}^2 = 7 \times 10^{-5} \text{eV}^2$ and $s_{23} = 1/\sqrt{2}$, $s_{12} = 0.6$, $s_{13} \leq 0.2$, taking account of the Chooz data [15]. The CP violating phase is neglected for simplicity.

First, let us consider the degenerate neutrino case. The neutrino masses are given as

$$m_1 \equiv m_\nu, \quad m_2 = m_\nu + \frac{1}{2m_\nu} \Delta m_\odot^2, \quad m_3 = m_\nu + \frac{1}{2m_\nu} \Delta m_{\text{atm}}^2, \quad (3)$$

in terms of the experimental values Δm_{atm}^2 and Δm_\odot^2 . Since the best bound on the neutrinoless double beta decay obtained by Heidelberg-Moscow group gives [16] $m_{ee} < 0.34\text{eV}$ at 90% C.L., we take $m_\nu = 0.3\text{eV}$ in the following calculations. The m_ν dependence of our result is commented later.¹

The see-saw mechanism leads to the tiny neutrino mass as follows $Y_\nu^T M_R^{-1} Y_\nu v^2$, where v is the vacuum expectation value of the relevant Higgs field and M_R is the right-handed Majorana neutrino mass matrix. Then, we can get the Yukawa coupling in the basis of the diagonal charged-lepton Yukawa couplings as [11]

$$Y_\nu = \frac{1}{v} \begin{pmatrix} \sqrt{M_{R1}} & 0 & 0 \\ 0 & \sqrt{M_{R2}} & 0 \\ 0 & 0 & \sqrt{M_{R3}} \end{pmatrix} R \begin{pmatrix} \sqrt{m_1} & 0 & 0 \\ 0 & \sqrt{m_2} & 0 \\ 0 & 0 & \sqrt{m_3} \end{pmatrix} U^\dagger, \quad (4)$$

where R is an orthogonal 3×3 matrix and depends on the model. We take R to be the unit matrix and degenerate right-handed Majorana masses $M_{R1} = M_{R2} = M_{R3} \equiv M_R$. This assumption is a reasonable one in some models as discussed later.

However, eq.(4) presents the Yukawa coupling at the electroweak scale. Since we need the Yukawa coupling at the GUT scale or the Planck scale, eq.(4) should be modified by taking account of the effect of the RGE's [17, 18, 19]. Modified Yukawa couplings at a scale M_R are given as

$$Y_\nu = \frac{\sqrt{M_R}}{v} \begin{pmatrix} \sqrt{m_1} & 0 & 0 \\ 0 & \sqrt{m_2} & 0 \\ 0 & 0 & \sqrt{m_3} \end{pmatrix} U^\dagger \sqrt{I_g I_t} \begin{pmatrix} 1 & 0 & 0 \\ 0 & 1 & 0 \\ 0 & 0 & \sqrt{I_\tau} \end{pmatrix}, \quad (5)$$

with

$$I_g = \exp \left[\frac{1}{8\pi^2} \int_{t_Z}^{t_R} -c_i g_i^2 dt \right], \quad I_t = \exp \left[\frac{1}{8\pi^2} \int_{t_Z}^{t_R} y_t^2 dt \right], \quad I_\tau = \exp \left[\frac{1}{8\pi^2} \int_{t_Z}^{t_R} y_\tau^2 dt \right], \quad (6)$$

¹If we take account of the non-zero Majorana phases, we can take m_ν larger than 0.34 eV.

where $t_R = \ln M_R$ and $t_Z = \ln M_Z$. Here, $g_i (i = 1 - 3)$'s are gauge couplings and y_t and y_τ are Yukawa couplings.

In practice, the degenerate neutrino masses with the LMA-MSW solution are predicted by the models with the flavor symmetry $S_{3R} \times S_{3L}$ [20] or $O_{3R} \times O_{3L}$ [21],² which gives the democratic mass matrices in the quark sector [22]. In those models, U_{e3} is predicted to be ~ 0.05 . We will show results for both cases of $U_{e3} = 0.05$ and 0.2 .

Second, let us consider the case of the inverse-hierarchical neutrino masses. The neutrino masses are given as

$$m_1 \equiv m_2 - \frac{1}{2m_2} \Delta m_\odot^2, \quad m_2 = \sqrt{\Delta m_{\text{atm}}^2}, \quad m_3 \simeq 0, \quad (7)$$

where $m_2 > m_1$ is taken in order to keep the MSW effect.

The typical model of the inverse-hierarchy is the Zee model [23], in which the right-handed neutrinos do not exist. However, one can also consider Yukawa textures which lead to the inverse mass hierarchy through the see-saw mechanism as seen in eq.(4). The detailed analyses with definite models [24] will show in a further coming paper. In this work, we take $R = I$ and degenerate right-handed Majorana masses $M_{R1} = M_{R2} = M_{R3} \equiv M_R$ as well as the case of degenerate neutrino masses.

In the presence of non-zero neutrino Yukawa couplings, we can expect the LFV phenomena in the lepton sector. Within the framework of SUSY models, the flavor violation in neutrino Yukawa couplings induces the LFV in slepton masses even if we assume the universal scalar mass for all scalars at the GUT scale. In the present models, the LFV is generated in left-handed slepton masses since right-handed neutrinos couple to the left-handed lepton multiplets. A RGE for the left-handed doublet slepton masses (m_L^2) can be written as

²These models predicted the effective left-handed Majorana neutrino masses by the symmetry without introducing the see-saw mechanism. However, one can easily get the see-saw realization by introducing the right-handed neutrinos ν_R . Assuming the same transformation property of the flavor symmetry for both ν_L and ν_R , one obtains $M_R \propto \mathbf{I}$ and $Y_\nu \propto \mathbf{I}$.

$$\begin{aligned} \mu \frac{d(m_L^2)_{ij}}{d\mu} &= \left(\mu \frac{d(m_L^2)_{ij}}{d\mu} \right)_{\text{MSSM}} \\ &+ \frac{1}{16\pi^2} \left[m_L^2 Y_\nu^\dagger Y_\nu + Y_\nu^\dagger Y_\nu m_L^2 + 2(Y_\nu^\dagger m_\nu^2 Y_\nu + \widetilde{m}_{H_u}^2 Y_\nu^\dagger Y_\nu + A_\nu^\dagger A_\nu) \right]_{ij}, \end{aligned} \quad (8)$$

where m_ν^2 and $\widetilde{m}_{H_u}^2$ are soft SUSY-breaking masses for right-handed sneutrinos ($\tilde{\nu}$) and doublet Higgs (H_u), respectively. Here $(\mu d(m_L^2)_{ij}/d\mu)_{\text{MSSM}}$ denotes the RGE in case of the minimal SUSY standard model (MSSM), and the terms explicitly written are additional contributions in the presence of the neutrino Yukawa couplings. In a basis where the charged-lepton Yukawa couplings are diagonal, the term $(\mu d(m_L^2)_{ij}/d\mu)_{\text{MSSM}}$ does not provide any flavor violations. Therefore the only source of LFV comes from the additional terms. In our analysis, we numerically solve the RGE's, and then calculate the event rates for the LFV processes by using the complete formula in ref. [8]. Here, in order to obtain an approximate estimation for the LFV masses, let us consider approximate solution to the LFV mass terms ($i \neq j$):

$$(\Delta m_L^2)_{ij} \simeq -\frac{(6 + 2a_0^2)m_0^2}{16\pi^2} (Y_\nu^\dagger Y_\nu)_{ij} \ln \frac{M_X}{M_R}, \quad (9)$$

where we assume a universal scalar mass (m_0) for all scalars and a universal A-term ($A_f = a_0 m_0 Y_f$) at the GUT scale M_X . It is noticed that large neutrino Yukawa couplings and large lepton mixings generate the large LFV in the left-handed slepton masses.

The decay rates can be approximated as follows:

$$\Gamma(e_i \rightarrow e_j \gamma) \simeq \frac{e^2}{16\pi} m_{e_i}^5 F \left| (\Delta m_L^2)_{ij} \right|^2, \quad (10)$$

where F is a function of masses and mixings for SUSY particles.

Before showing numerical results, we present a qualitative discussion on $(Y_\nu^\dagger Y_\nu)_{21}$, which is a key quantity to predict the branching ratio $\text{BR}(\mu \rightarrow e \gamma)$. This is given in terms of neutrino masses and mixings at the electroweak scale neglecting the RGE's

effect as follows:

$$(Y_\nu^\dagger Y_\nu)_{21} = \frac{M_R}{v_u^2} [U_{\mu 2} U_{e 2}^* (m_2 - m_1) + U_{\mu 3} U_{e 3}^* (m_3 - m_1)] , \quad (11)$$

where $v_u \equiv v \sin \beta$ with $v = 174 \text{ GeV}$ is taken as an usual notation and a unitarity relation of the MNS matrix elements is used. Taking the three case of the neutrino mass spectra, the degenerate, the inverse-hierarchical and the normal hierarchical masses, one obtains

$$\begin{aligned} (Y_\nu^\dagger Y_\nu)_{21} &\simeq \frac{M_R}{2\sqrt{2}v_u^2} \frac{\Delta m_{\text{atm}}^2}{m_\nu} \left[U_{e 2}^* \frac{\Delta m_\odot^2}{\Delta m_{\text{atm}}^2} + U_{e 3}^* \right] , \quad (\text{Degenerate}) \\ &\simeq \frac{M_R}{\sqrt{2}v_u^2} \sqrt{\Delta m_{\text{atm}}^2} \left[\frac{1}{2} U_{e 2}^* \frac{\Delta m_\odot^2}{\Delta m_{\text{atm}}^2} - U_{e 3}^* \right] , \quad (\text{Inverse}) \\ &\simeq \frac{M_R}{\sqrt{2}v_u^2} \sqrt{\Delta m_{\text{atm}}^2} \left[U_{e 2}^* \sqrt{\frac{\Delta m_\odot^2}{\Delta m_{\text{atm}}^2}} + U_{e 3}^* \right] , \quad (\text{Hierarchy}) \end{aligned} \quad (12)$$

where we take the maximal mixing for the atmospheric neutrinos. Since $U_{e 2} \simeq 1/2$ for the bi-maximal mixing matrix, the first terms in the square brackets of the right hand sides of eqs.(12) can be estimated by putting the experimental data. We should take care the magnitude of $U_{e 3}$ in the second terms to predict the branching ratios because the second term is the dominant one as far as $U_{e 3} \geq 0.01$ (0.1) for the degenerate and the inverse-hierarchical cases (for the normal hierarchical case). For the case of the degenerate neutrino masses, $(Y_\nu^\dagger Y_\nu)_{21}$ depends on the unknown neutrino mass scale m_ν . As one takes the larger m_ν , one predicts the smaller branching ratio. In our calculation, we take $m_\nu = 0.3 \text{ eV}$, which is close to the upper bound of the neutrinoless double beta decay experiment.

As seen in eqs. (12), we expect that the case of the degenerate neutrino masses gives the smallest branching ratio $\text{BR}(\mu \rightarrow e \gamma)$. The comparison in cases of the inverse-hierarchical masses and the normal hierarchical masses depends on the magnitude and phase of $U_{e 3}$. In the limit of $U_{e 3} = 0$, the case of the normal hierarchical masses

predicts larger branching ratio. However, for $U_{e3} \simeq 0.2$ the predicted branching ratios are almost same in both cases.

Let us present numerical calculations in the case of the degenerate neutrino masses assuming a universal scalar mass (m_0) for all scalars and $a_0 = 0$ as a universal A-term at the GUT scale ($M_X = 2 \times 10^{16}$ GeV). We show $\text{BR}(\mu \rightarrow e\gamma)$ versus the left-handed selectron mass $m_{\tilde{e}_L}$ for each $\tan\beta = 3, 10, 30$ and a fixed wino mass M_2 at the electroweak scale. In fig.1, the branching ratio is shown for $M_2 = 150, 300$ GeV in the case of $U_{e3} = 0.2$ with $M_R = 10^{14}$ GeV, in which the solid curves correspond to $M_2 = 150$ GeV and the dashed ones to $M_2 = 300$ GeV. The threshold of the selectron mass is determined by the recent LEP2 data [25] for $M_2 = 150$ GeV, but determined by the constraint that the left-handed slepton should be heavier than the neutralinos for $M_2 = 300$ GeV. As the $\tan\beta$ increases, the branching ratio increases because the decay amplitude from the SUSY diagrams is approximately proportional to $\tan\beta$ [8]. It is found that the branching ratio is almost larger than the experimental upper bound in the case of $M_2 = 150$ GeV. On the other hand, the predicted values are smaller than the experimental bound except for $\tan\beta = 30$ in the case of $M_2 = 300$ GeV.

Since the typical models [20, 21] predict $U_{e3} \simeq 0.05$, we also show the branching ratio for $U_{e3} = 0.05$ in fig.2. In this case, our predictions lie under the experimental upper bound even in the case of $M_2 = 150$ GeV except for $\tan\beta = 30$, however, it is not far away from the experimental bound. Therefore, we expect the observation of $\mu \rightarrow e\gamma$ in the near future.

Our predictions depend on M_R strongly, because the magnitude of the neutrino Yukawa coupling is determined by M_R as seen in eq.(5). If M_R reduces to $M_R = 10^{12}$ GeV, the branching ratio reduces to 10^{-4} roughly since it is proportional to M_R^2 . The numerical result is shown in fig.3. Thus, the branching ratio is not so large compared with the predictions in the case of the hierarchical neutrino masses [10].

Next we show the results in the case of the inverse-hierarchical neutrino masses. As

expected in eq.(12), the branching ratio is much larger than the one in the degenerate case. In fig.4, the branching ratio is shown for $M_2 = 150, 300$ GeV in the case of $U_{e3} = 0.2$ with $M_R = 10^{14}$ GeV. In fig.5, the branching ratio is shown for $U_{e3} = 0.05$ with $M_R = 10^{14}$ GeV. The M_R dependence is similar to the case of the degenerate neutrino masses. The predictions almost exceed the experimental bound as far as $U_{e3} \geq 0.05$, $\tan \beta \geq 10$ and $M_R \simeq 10^{14}$ GeV.

However, the typical model [24] does not guarantee our assumption $M_R = I$, we need careful analyses, which will be presented in a further coming paper.

Summary:

We have investigated the LFV effect in the supersymmetric framework assuming LMA-MSW solution with the quasi-degenerate and the inverse-hierarchical case of neutrino masses. We show the predicted branching ratio of $\mu \rightarrow e\gamma$ for both cases. In general we expect the relation $\text{BR}(\text{degenerate}) \ll \text{BR}(\text{inverse}) < \text{BR}(\text{hierarchy})$. In the case of the quasi-degenerate neutrinos, the predicted branching ratio strongly depends on M_R , m_ν and U_{e3} . For $U_{e3} \simeq 0.05$ with $m_\nu \simeq 0.3\text{eV}$, the prediction is close to the present experimental upper bound. On the other hand, the prediction is larger than the experimental upper bound for $U_{e3} \geq 0.05$ in the case of the inverse-hierarchical neutrino masses. More analyses including the process $\tau \rightarrow \mu\gamma$ will be present elsewhere.

We would like to thank Drs. J. Sato and H. Nakano for useful discussions. We also thank the organizers and participants of Summer Institute 2001 held at Yamanashi, Japan for helpful discussions. This research is supported by the Grant-in-Aid for Science Research, Ministry of Education, Science and Culture, Japan(No.10640274, No.12047220).

References

- [1] Super-Kamiokande Collaboration, Y. Fukuda et al, Phys. Rev. Lett. **81** (1998) 1562; ibid. **82** (1999) 2644; ibid. **82** (1999) 5194.
- [2] Super-Kamiokande Collaboration: S. Fukuda et al. Phys. Rev. Lett. **86**, 5651; 5656 (2001)
- [3] SNO Collaboration: Q. R. Ahmad et al., nucl-ex/0106015; Phys. Rev. Lett. **87** (2001) 071301.
- [4] L. Wolfenstein, Phys. Rev. **D17** (1978) 2369;
S. P. Mikheyev and A. Yu. Smirnov, Yad. Fiz. **42** (1985) 1441;
E. W. Kolb, M. S. Turner and T. P. Walker, Phys. Lett. **B175** (1986) 478;
S. P. Rosen and J. M. Gelb, Phys. Rev. **D34** (1986) 969;
J. N. Bahcall and H. A. Bethe, Phys. Rev. Lett. **65** (1990) 2233;
N. Hata and P. Langacker, Phys. Rev. **D50** (1994) 632;
P. I. Krastev and A. Yu. Smirnov, Phys. Lett. **B338** (1994) 282.
- [5] G. L. Fogli, E. Lisi, D. Montanino and A. Palazzo, Phys. Rev. **D64** (2001) 093007;
J. N. Bahcall, M. C. Gonzalez-Garcia and C. Peña-Garay, JHEP **0108** (2001) 014;
V. Barger, D. Marfatia and K. Whisnant, hep-ph/0106207;
A. Bandyopadhyay, S. Choubey, S. Goswami and K. Kar, hep-ph/0106264.
- [6] Gell-Mann, P. Ramond and R. Slansky, in *Supergravity*, Proceedings of the Workshop, Stony Brook, New York, 1979, edited by P. van Nieuwenhuizen and D. Freedmann, North-Holland, Amsterdam, 1979, p.315;
T. Yanagida, in *Proceedings of the Workshop on the Unified Theories and Baryon Number in the Universe*, Tsukuba, Japan, 1979, edited by O. Sawada and A. Sug-

- amoto, KEK Report No. 79-18, Tsukuba, 1979, p.95;
- R. N. Mohapatra and G. Senjanović, Phys. Rev. Lett. **44** (1980) 912.
- [7] F. Borzumati and A. Masiero, Phys. Rev. Lett. **57** (1986) 961.
- [8] J. Hisano, T. Moroi, K. Tobe, M. Yamaguchi and T. Yanagida, Phys. Lett. **B357** (1995) 579;
- J. Hisano, T. Moroi, K. Tobe and M. Yamaguchi, Phys. Rev. **D53** (1996) 2442.
- [9] J. Hisano, D. Nomura and T. Yanagida, Phys. Lett. **B437** (1998) 351;
- J. Hisano and D. Nomura, Phys. Rev. **D59** (1999) 116005;
- M.E. Gomez, G.K. Leontaris, S. Lola and J. D. Vergados, Phys. Rev. **D59** (1999) 116009;
- W. Buchmüller, D. Delepine and F. Vissani, Phys. Lett. **B459** (1999) 171;
- W. Buchmüller, D. Delepine and L.T. Handoko, Nucl. Phys. **B576** (2000) 445;
- J. Ellis, M.E. Gomez, G.K. Leontaris, S. Lola and D.V. Nanopoulos, Eur. Phys. J. **C14** (2000) 319;
- J. L. Feng, Y. Nir and Y. Shadmi, Phys. Rev. **D61** (2000) 113005;
- S. Baek, T. Goto, Y. Okada and K. Okumura, Phys. Rev. **D63** (2001) 051701.
- [10] J. Sato, K. Tobe, and T. Yanagida, Phys. Lett. **B498** (2001) 189;
- J. Sato and K. Tobe, Phys. Rev. **D63** (2001) 116010;
- S. Lavignac, I. Masina and C. A. Savoy, hep-ph/0106245.
- [11] J. A. Casas and A. Ibarra, hep-ph/0103065, 0109161.
- [12] Particle Data Group, D. E. Groom et al., Eur. Phys. J. **C15** (2000) 1.
- [13] Z. Maki, M. Nakagawa and S. Sakata, Prog. Theor. Phys. **28** (1962) 870.
- [14] M. Fukugita and M. Tanimoto, Phys. Lett. **B515** (2001) 30.

- [15] The CHOOZ Collaboration, M. Apollonio et al., Phys. Lett. **B420** (1998) 397.
- [16] Heidelberg-Moscow Collaboration, L. Baudis et al., Phys. Rev. Lett. **83** (1999) 41;
H. V. Klapdor-Kleingrothaus, hep-ph/0103074.
- [17] P. H. Chankowski and Z. Pluciennik, Phys. Lett. **B316** (1993) 312;
K. S. Babu, C. N. Leung and J. Pantaleone, Phys. Lett. **B319** (1993) 191;
P. H. Chankowski, W. Krolikowski and S. Pokorski, hep-ph/9910231;
J. A. Casas, J. R. Espinosa, A. Ibarra and I. Navarro, Phys. Lett. **B473** (2000) 109.
- [18] M. Tanimoto, Phys. Lett. **360B** (1995) 41;
J. Ellis, G. K. Leontaris, S. Lola and D. V. Nanopoulos, Eur. Phys. J. **C9** (1999) 389;
J. Ellis and S. Lola, Phys. Lett. **B458** (1999) 310;
J. A. Casas, J. R. Espinosa, A. Ibarra and I. Navarro, Nucl. Phys. **B556**(1999) 3;
JHEP, **9909** (1999) 015; Nucl. Phys. **B569** (2000) 82;
M. Carena, J. Ellis, S. Lola and C. E. M. Wagner, Eur. Phys. J. **C12** (2000) 507.
- [19] N. Haba, Y. Matsui, N. Okamura and M. Sugiura, Eur. Phys. J. **C10** (1999) 677;
Prog. Theor. Phys. **103** (2000) 145;
N. Haba and N. Okamura, Eur. Phys. J. **C14** (2000) 347;
N. Haba, N. Okamura and M. Sugiura, Prog. Theor. Phys. **103** (2000) 367.
- [20] M. Fukugita, M. Tanimoto and T. Yanagida, Phys. Rev. **D57** (1998) 4429;
M. Tanimoto, Phys. Rev. **D59** (1999) 017304.
- [21] M. Tanimoto, T. Watari and T. Yanagida, Phys. Lett. **B461** (1999) 345.

- [22] H. Harari, H. Haut and J. Weyers, Phys. Lett. **B78** (1978) 459;
Y. Koide, Phys. Rev. **D28** (1983) 252; **D39** (1989) 1391;
P. Kaus and S. Meshkov, Mod. Phys. Lett. **A3** (1988) 1251;
M. Tanimoto, Phys. Rev. **D41** (1990) 1586;
G.C. Branco, J.I. Silva-Marcos and M.N. Rebelo, Phys. Lett. **B237** (1990) 446;
H. Fritzsch and J. Plankl, Phys. Lett. **B237** (1990) 451.
- [23] A. Zee, Phys. Lett. **B93** (1980) 389; **B161** (1985) 141;
L. Wolfenstein, Nucl. Phys. **B175** (1980) 92;
S. T. Petcov, Phys. Lett. **B115** (1982) 401;
C. Jarlskog, M. Matsuda, S. Skadhauge and M. Tanimoto, Phys. Lett. **B449** (1999) 240;
P. H. Frampton and S. Glashow, Phys. Lett. **B461** (1999) 95.
- [24] Q. Shafi and Z. Tavartkiladze, Phys. Lett. **B482** (2000) 145; hep-ph/0101350.
- [25] LEP2 SUSY Working Group, http://alephwww.cern.ch/~ganis/SUSYWG/SLEP/sleptons_2k01.html.

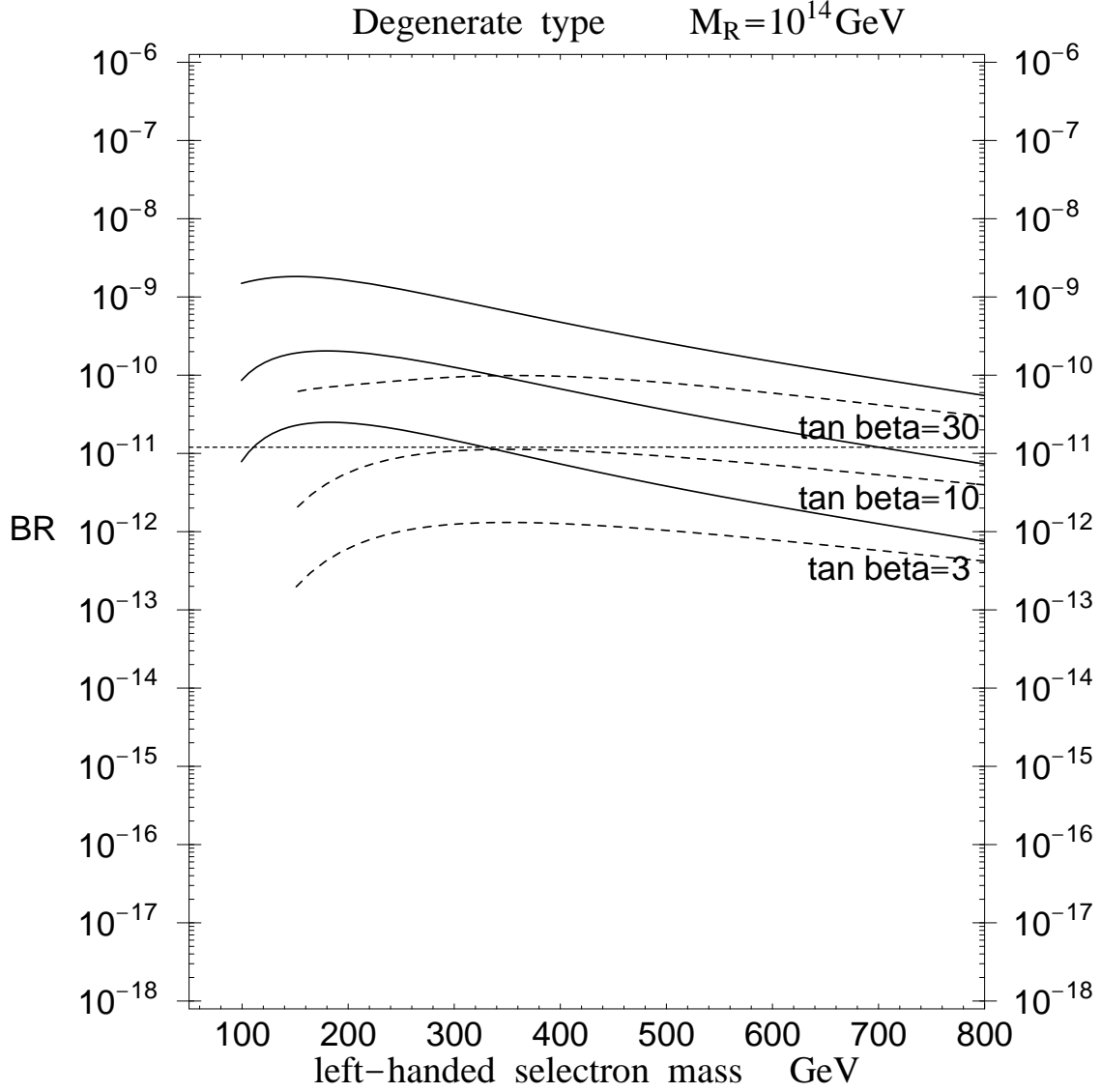


Figure 1: Predicted branching ratio $\text{BR}(\mu \rightarrow e\gamma)$ versus the left-handed selectron mass for $\tan\beta = 3, 10, 30$ in the case of the degenerate neutrino masses. Here $M_R = 10^{14}\text{GeV}$ and $U_{e3} = 0.2$ are taken. The solid curves correspond to $M_2 = 150\text{GeV}$ and the dashed ones to $M_2 = 300\text{GeV}$. A horizontal dotted line denotes the experimental upper bound.

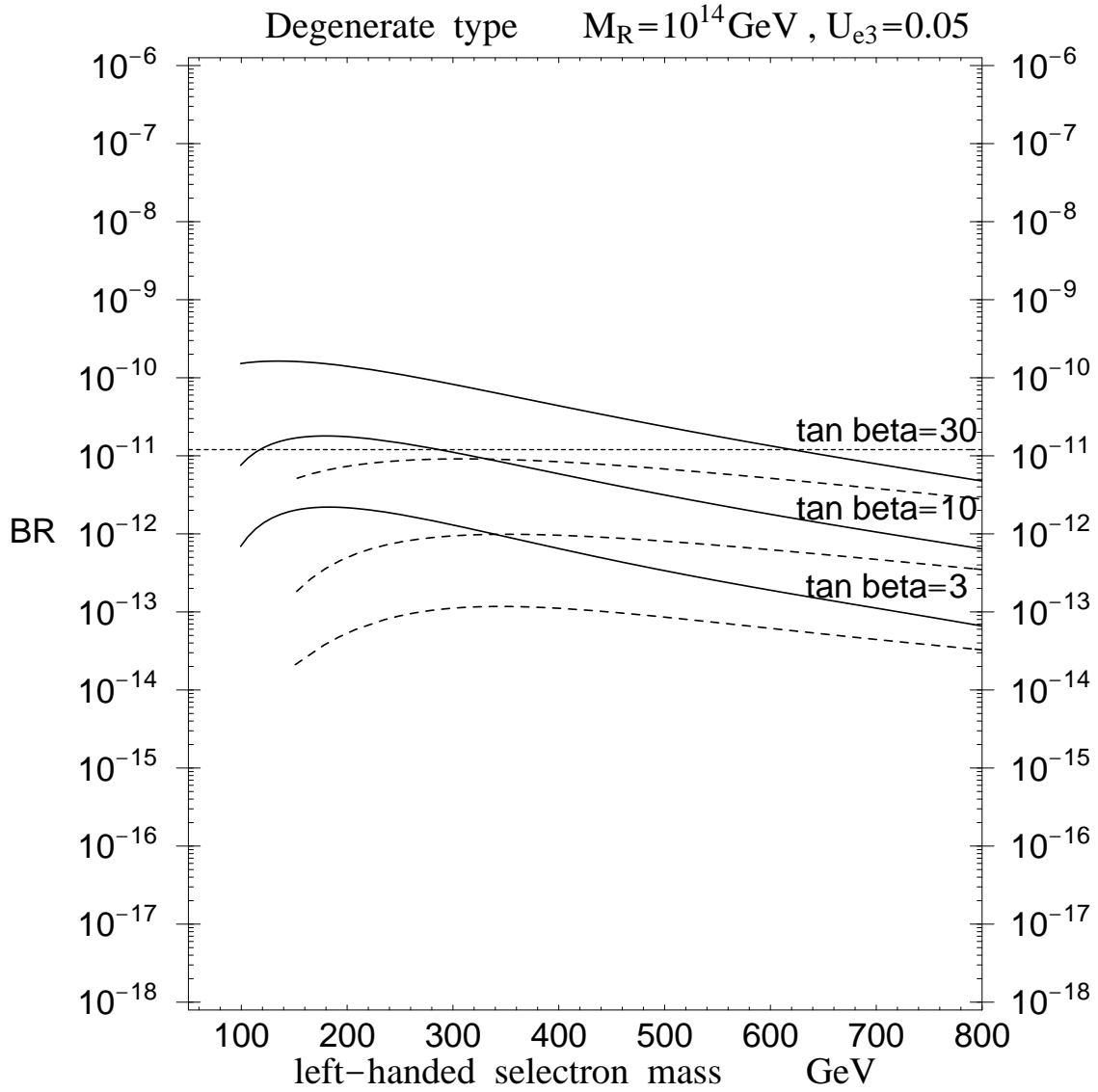


Figure 2: Predicted branching ratio $\text{BR}(\mu \rightarrow e\gamma)$ versus the left-handed selectron mass for $\tan\beta = 3, 10, 30$ in the case of the degenerate neutrino masses. Here $M_R = 10^{14}\text{GeV}$ and $U_{e3} = 0.05$ are taken. The solid curves correspond to $M_2 = 150\text{GeV}$ and the dashed ones to $M_2 = 300\text{GeV}$.

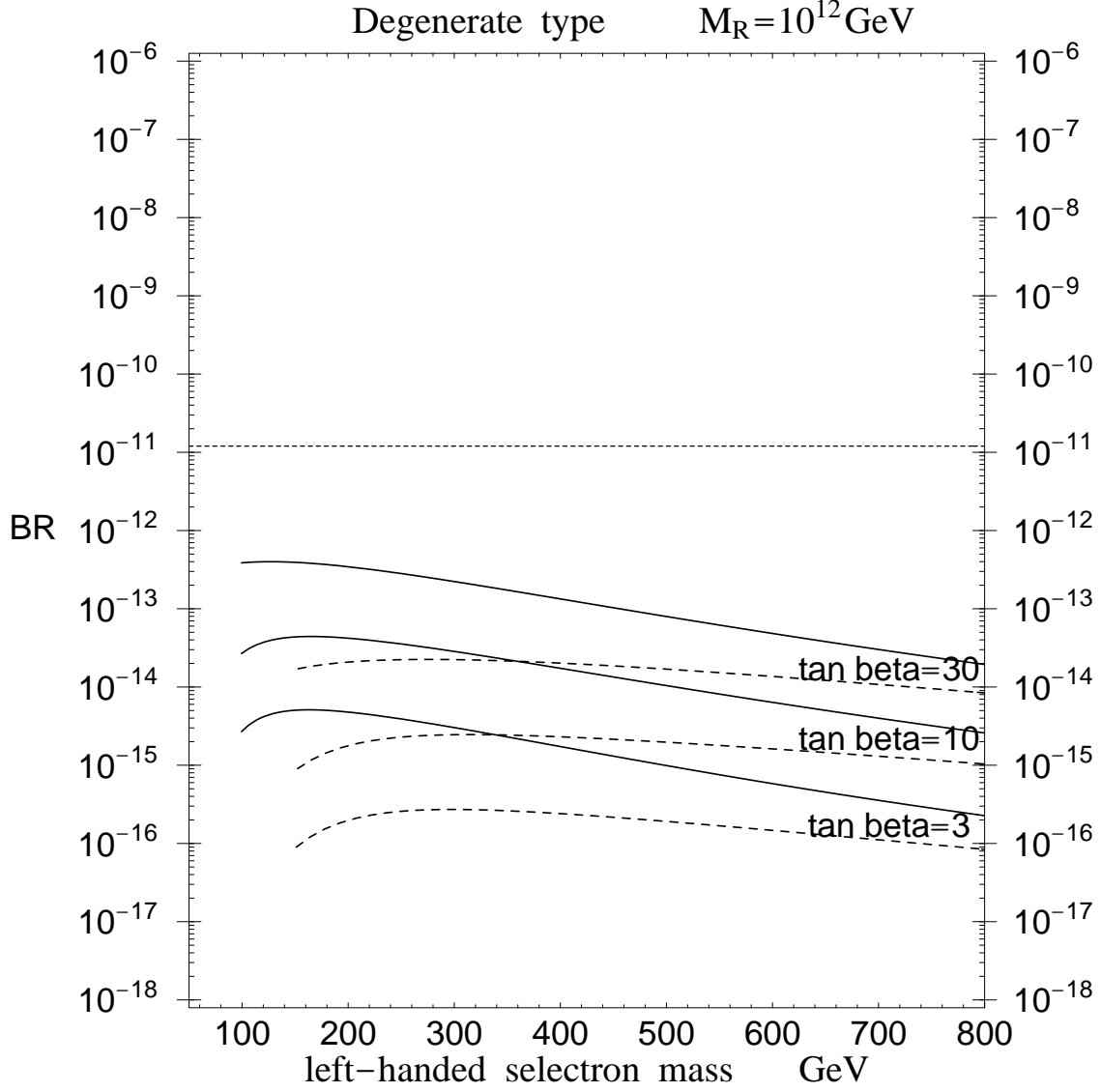


Figure 3: Predicted branching ratio $\text{BR}(\mu \rightarrow e\gamma)$ versus the left-handed selectron mass for $\tan \beta = 3, 10, 30$ in the case of the degenerate neutrino masses. Here $M_R = 10^{12} \text{ GeV}$ and $U_{e3} = 0.2$ are taken. The solid curves correspond to $M_2 = 150 \text{ GeV}$ and the dashed ones to $M_2 = 300 \text{ GeV}$.

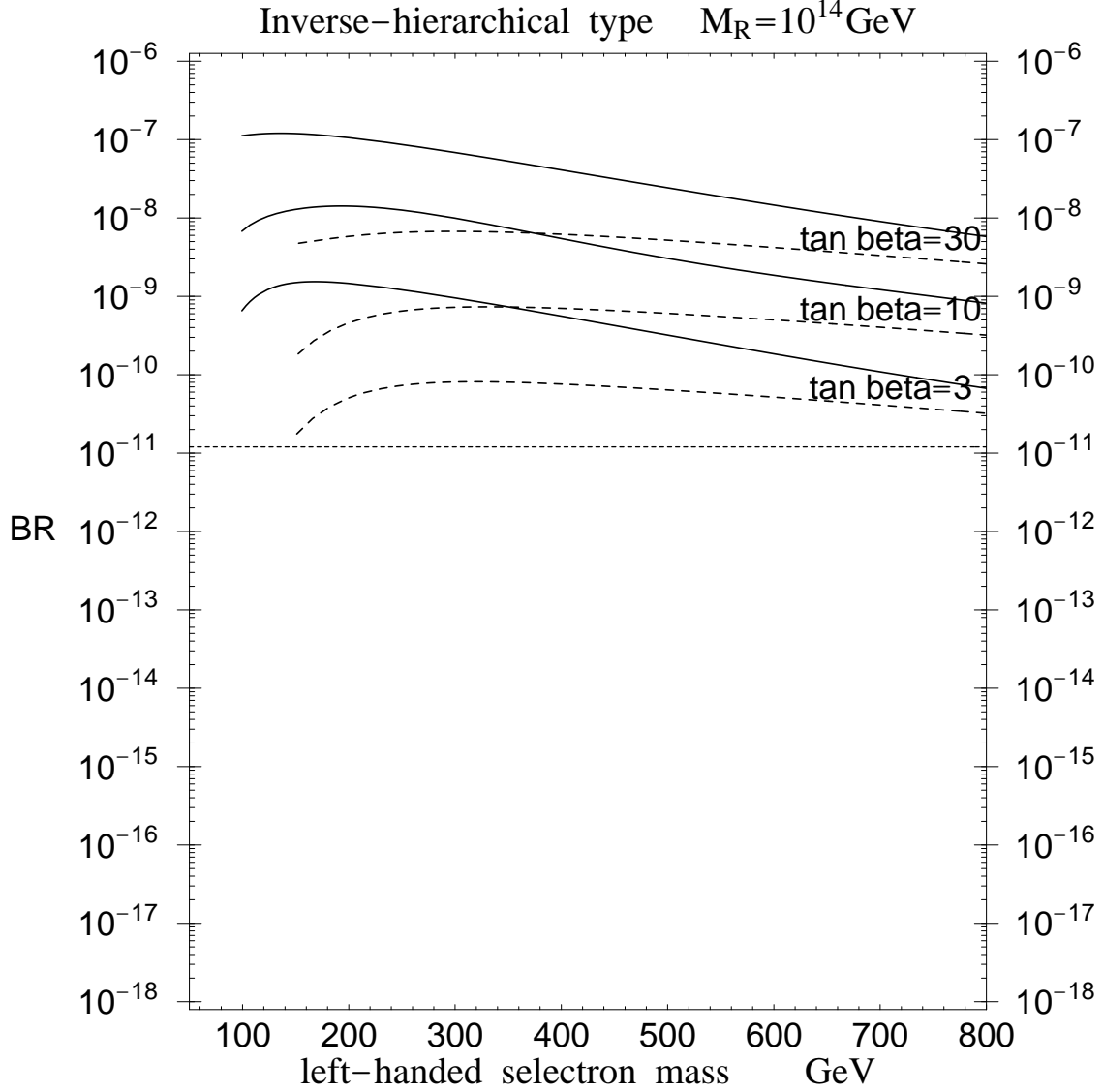


Figure 4: Predicted branching ratio $\text{BR}(\mu \rightarrow e\gamma)$ versus the left-handed selectron mass for $\tan \beta = 3, 10, 30$ in the case of the inverse-hierarchical neutrino masses. Here $M_R = 10^{14} \text{ GeV}$ and $U_{e3} = 0.2$ are taken. The solid curves correspond to $M_2 = 150 \text{ GeV}$ and the dashed ones to $M_2 = 300 \text{ GeV}$.

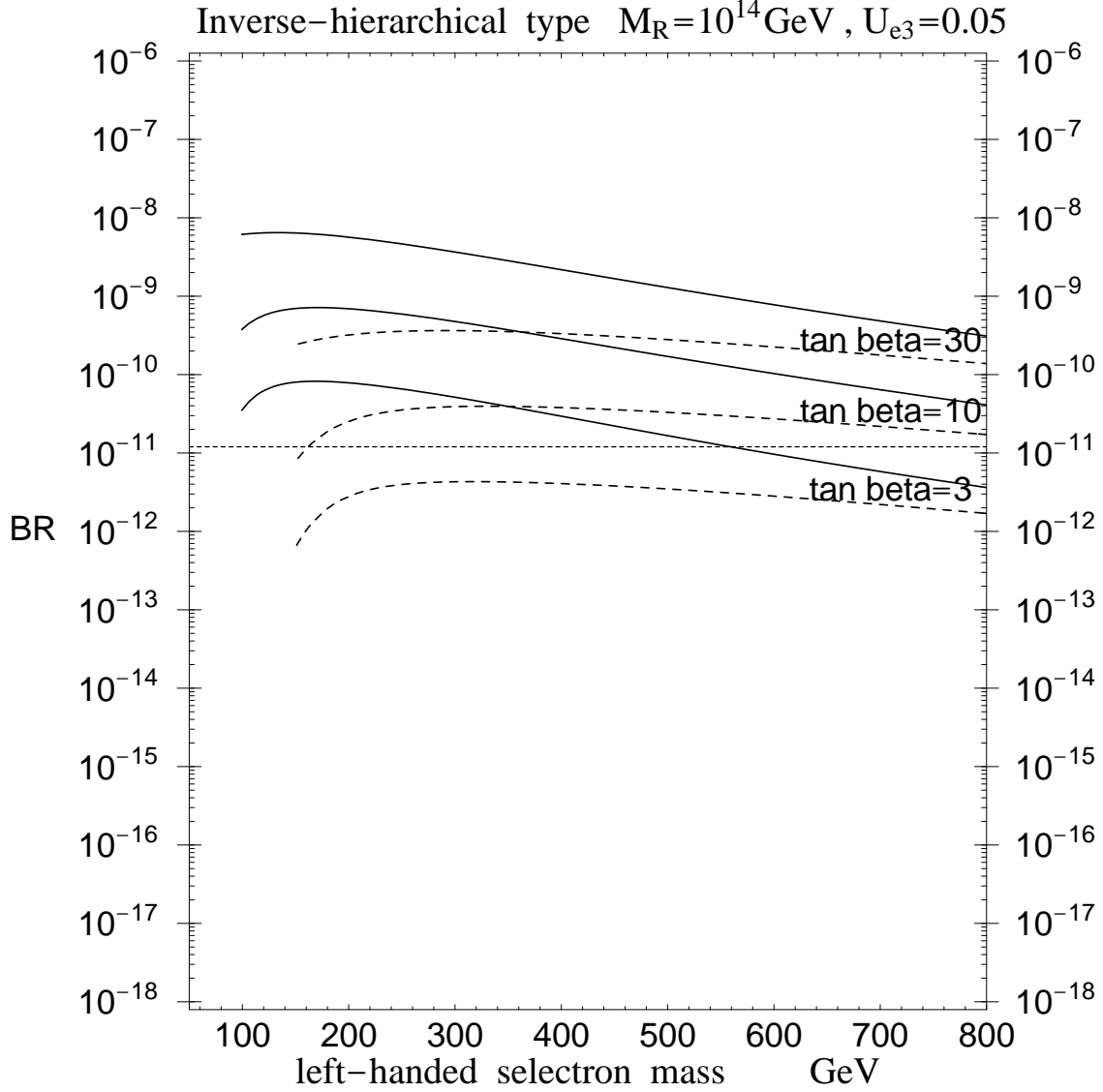


Figure 5: Predicted branching ratio $\text{BR}(\mu \rightarrow e\gamma)$ versus the left-handed selectron mass for $\tan \beta = 3, 10, 30$ in the case of the inverse-hierarchical neutrino masses. Here $M_R = 10^{14}\text{GeV}$ and $U_{e3} = 0.05$ are taken. The solid curves correspond to $M_2 = 150\text{GeV}$ and the dashed ones to $M_2 = 300\text{GeV}$.