

Momentum Transfer Dependence of the Differential Cross Section for J/ψ Production

E. G O T S M A N ¹⁾, E. L E V I N ²⁾,
 U. M A O R ³⁾ and E. N A F T A L I ⁴⁾

*School of Physics and Astronomy
 Raymond and Beverly Sackler Faculty of Exact Science
 Tel Aviv University, Tel Aviv, 69978, ISRAEL*

Abstract: We discuss the $|t|$ dependence of J/ψ production in the region of $0 < |t| \lesssim M_\psi^2$. The forward slope of the elastic differential cross section is calculated assuming a dipole-type dependence for the gluon ladder-proton form factor. The $|t|$ dependence of $d\sigma/dt$ is obtained using DGLAP evolution both for the elastic channel at low $|t|$ and for the inelastic channel at large values of $|t|$, up to $|t| \simeq M_\psi^2$. Results are presented and compared with the relevant experimental data.

¹⁾ Email: gotsman@post.tau.ac.il .

²⁾ Email: leving@post.tau.ac.il .

³⁾ Email: maor@post.tau.ac.il .

⁴⁾ Email: erann@post.tau.ac.il .

1 Introduction

Measurements of high energy exclusive production of J/ψ meson in photon-proton collisions serve as an important testing ground to quantify the “hard” physics of pQCD in the limit of a small scaling variable x . A process is considered to be “hard” if a large momentum scale is involved, so that the leading contribution of the hadronic fluctuation of the photon is a small perturbative $q\bar{q}$ pair. This large momentum scale may be a heavy quark mass, large virtuality of the photon Q^2 or large four momentum transfer squared at the proton vertex ($-t$). For the diffractive photoproduction of J/ψ this hard scale is thought to be provided by the charm quark mass. In our recent letter [1] we presented a screened model which yielded impressive agreement with the rich experimental data on high energy J/ψ photoproduction. The model includes contributions of off diagonal (skewed) gluon distributions [2], as well as the real part of the production amplitude. In addition, we addressed the issue of Fermi motion of the heavy quark within the quarkonium system [3], which provides further suppression of the final cross section. We argued that on one hand this effect is sensitive to the charm quark mass, while on the other hand, in the relevant kinematical region of the experimental data, it has a rather mild energy dependence. An obvious conclusion of the above argument is that with the current theoretical uncertainties regarding the Fermi motion suppression, the benefits resulting from a phenomenological model would be rather small. The correction due to Fermi motion has been estimated as an overall suppression factor of 30%.

In the present work, we wish to present an analysis for the t dependence of the J/ψ differential cross section which is compatible with our recent investigation of the integrated cross section. To compare with the experimental data we need to know B - the J/ψ forward slope of the differential cross section. In [1] we assumed a weak dependence of B on x , which was calculated by averaging the square of the impact parameter b , using our screening correction (SC) formalism [4]. This input assumption is not sufficient for a detailed t dependence study of J/ψ differential cross sections as the experimental data on B show a somewhat steeper energy dependence than our prediction. The goals of the present improved version of our model are, thus, to reproduce the value as well as the energy dependence of B while maintaining the quality of the results achieved in [1].

In our previous study, a b -space Gaussian was assumed for $S(b)$, the gluon ladder-proton non perturbative form factor [1, 4, 5]. After a careful check, it appears that the integrated cross sections [1] and nucleon structure function [5, 6] are not sensitive to the choice of $S(b)$. The impact parameter dependence starts to play an important role, when calculating screening corrections to heavy nuclei structure functions, where a Wood-Saxon like [7] profile function has been used [8], or for the J/ψ differential photoproduction cross sections [9] which is the main goal of the present study. As we shall demonstrate, the experimental data [10] for the forward differential cross section slope can be well reproduced with the observation that the energy dependence of B is sensitive to the choice of $S(b)$. It appears that the Fourier transform

of the dipole electromagnetic form factor, is the preferred profile for estimating the screening corrections to B .

The momentum transfer t at the proton vertex controls the size of the interacting system, which emits the gluon ladder. The t dependence of hard processes can thus be separated into three kinematical zones. The low $|t|$ region, where the transverse size of the interacting system is of the order of $1/Q_0$, where Q_0^2 is the input scale for the DGLAP[11] evolution ($Q_0^2 \sim 1 \text{ GeV}^2$). This region, in which $0 < |t| < Q_0^2$, has been explored experimentally, mainly via elastic processes [12]. The hard scale in this region is determined by the c-quark mass $m_c^2 \approx M_{J/\psi}^2/4$. The second region is the intermediate region $Q_0^2 < |t| < M_\psi^2$. We suggest that the physics of this region is similar to the physics of the small $|t|$ region, *i.e.* the process is still dominated by large logarithms due to momentum integration over loops in the ordered gluon ladder. However, the scale for which the initial conditions of the DGLAP evolution are obtained is determined by t , as it becomes of comparable size to Q_0^2 . More specifically, the process is dominated by $\log(M_{J/\psi}^2/t)$. In the intermediate region, the vector meson is produced mostly quasi elastically, while the proton dissociates into a diffractive mass. Note that the diffractive t slope is considerably smaller than the elastic one. In the present study we compare our calculations in this region with preliminary experimental data which were read off the figure given in Ref. [13]. As $|t|$ increases, the hard process behavior is dominated by $|t|$, the $|t|$ dependence is inverted [14] and the momenta on the gluon ladder are no longer strongly ordered. Consequently, predictions for the cross section cannot be described using conventional DGLAP evolution. This third region of large $|t|$ has not been explored experimentally.

These three regions of $|t|$ were first discussed in [14] by Forshaw and Ryskin and by Bartels, Forshaw, Lotter and Wuesthoff in the framework of the BFKL equation [15], where it was stated that each of the above regions corresponds to different physics. In a later publication [16], a BFKL calculation of vector meson production, and in particular of J/ψ production, was presented and a good description of experimental data was obtained.

In this paper, we suggest a description of the second kinematic region of intermediate $|t|$ ($Q_0^2 < |t| \lesssim M_\psi^2$) using the DGLAP [11] approach, this yields simple and transparent formulae which have explicit matching to the region of small $|t|$.

Our paper is organized as follows: in section 2 we calculate the forward slope for different profiles and compare with the experimental data. In sections 3 and 4 we calculate the differential cross sections for exclusive J/ψ production both in the elastic and the inelastic channels, respectively. Our conclusions are given in section 5.

2 Forward Slope for Differential Cross Section

In this section we calculate the B -slope for J/ψ production, including screening corrections up to one extra gluon emission. Our formalism for calculating screening corrections [17] is based

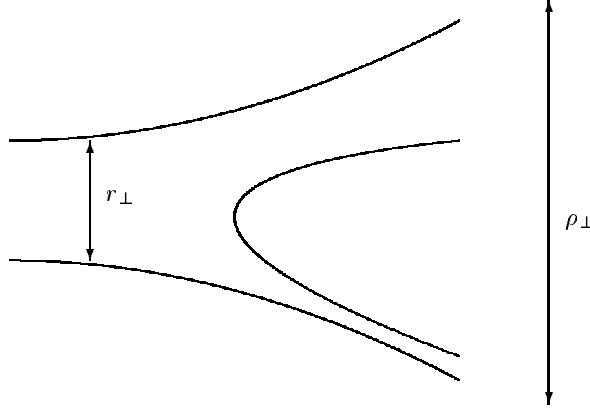


Figure 1: A $q\bar{q}g$ state in the dipole picture.

on the iteration of the non-linear evolution equation [18] which is valid in the whole kinematic region, including the low x region [19].

Our calculation consists of two contributions. The first is a multi gluon ladder exchange for the percolation of a $q\bar{q}$ pair through the target, which in the impact parameter space can be written in the form [17, 20] *:

$$\int d^2b_\perp d^2r_\perp K_1(\bar{Q}r_\perp) \left(1 - e^{-\frac{1}{2}\Omega_q}\right), \quad (1)$$

where K_1 is the Bessel function, $\bar{Q}^2 = (Q^2 + M_\psi^2)/4$, and the opacity $\Omega_q = \Omega_q(b, r_\perp, x)$ is defined as

$$\Omega_q = \Omega_q(b, r_\perp, x) = \frac{\pi^2}{3} r_\perp^2 \alpha_s \left(\frac{4}{r_\perp^2}\right) x G\left(x, \frac{4}{r_\perp^2}\right) S(b_\perp). \quad (2)$$

The b_\perp dependence of Ω_q is expressed through the profile function $S(b_\perp)$, which we shall discuss later.

In the second term of the screening corrections we consider an additional gluon in the hadronic state which percolates through the target. We adopt the dipole picture, and view the $q\bar{q}g$ state as a transition of a dipole into two dipoles, where the parent dipole whose transverse size is r_\perp , which we considered in (1), is larger than the produced dipole whose transverse size is ρ_\perp (see Fig. 1). The second contribution can be written in the form [17, 20]:

$$\int d^2b_\perp d^2r_\perp K_1(\bar{Q}r_\perp) \frac{C_F}{\pi^2} \alpha_s r_\perp^2 \int \frac{dx}{x} \int_{\rho_\perp > r_\perp} \frac{d^2\rho_\perp}{\rho_\perp^4} \left(1 - e^{-\frac{1}{2}\Omega_g}\right), \quad (3)$$

* In equation (1), the argument of the Bessel function should be ar_\perp , where $a^2 = z(1-z)Q^2 + M_\psi^2/4$, however for heavy quarks we use the approximation $z = \frac{1}{2}$.

with $\Omega_g(b, r_\perp, x) = \frac{9}{4}\Omega_q(b, r_\perp, x)$.

To calculate the forward slope B , we need to average over the impact parameter b_\perp , using the sum of (1) and (3) as weights,

$$B = \frac{\int d^2b_\perp d^2r_\perp b_\perp^2 K_1(\overline{Q}r_\perp) \left[\left(1 - e^{-\frac{1}{2}\Omega_q}\right) + \frac{C_F}{\pi^2} \alpha_s r_\perp^2 \int \frac{dx}{x} \int_{\rho_\perp > r_\perp} \frac{d^2\rho_\perp}{\rho_\perp^4} \left(1 - e^{-\frac{1}{2}\Omega_g}\right) \right]}{2 \int d^2b_\perp d^2r_\perp K_1(\overline{Q}r_\perp) \left[\left(1 - e^{-\frac{1}{2}\Omega_q}\right) + \frac{C_F}{\pi^2} \alpha_s r_\perp^2 \int \frac{dx}{x} \int_{\rho_\perp > r_\perp} \frac{d^2\rho_\perp}{\rho_\perp^4} \left(1 - e^{-\frac{1}{2}\Omega_g}\right) \right]}. \quad (4)$$

Being the root mean square average in b_\perp space, B is sensitive to the b_\perp dependence of the opacities Ω_q and Ω_g , which depend on $S(b_\perp)$.

The profile functions $S(b_\perp)$ are connected to the form factors via Fourier transforms. We have investigated three different form factors listed below, and compared the results with the relevant experimental data on the J/ψ forward slope [10].

1. An exponential form factor,

$$F_{exp}(t) = e^{\frac{1}{4}R^2t}, \quad (5)$$

which transforms into a Gaussian in impact parameter space.

2. An electromagnetic form factor

$$F_{dipole}(t) = \frac{1}{(1 - \frac{1}{8}R^2t)^2}, \quad (6)$$

its Fourier transform in b_\perp space is

$$S(b_\perp) = \frac{1}{\pi R^2} \frac{\sqrt{8}b_\perp}{R} K_1\left(\frac{\sqrt{8}b_\perp}{R}\right). \quad (7)$$

3. For completeness, we have also investigated the form factor, suggested in [21],

$$F_{DL}(t) = \frac{4m_p^2 - 2.79t}{4m_p^2 - t} \frac{1}{(1 - t/0.71)^2}, \quad (8)$$

where m_p is the proton's mass. The Fourier transforms of F_{DL} is given by,

$$S(b_\perp) = \frac{1}{4\pi} \left[a_1 \left(K_0(\sqrt{0.71}b_\perp) - K_0(2m_p b_\perp) \right) + a_2 b K_1(\sqrt{0.71}b_\perp) \right], \quad (9)$$

where the values of $a_1 \approx 0.8$ and $a_2 \approx 0.33$ were calculated from the numerical coefficients in (8).

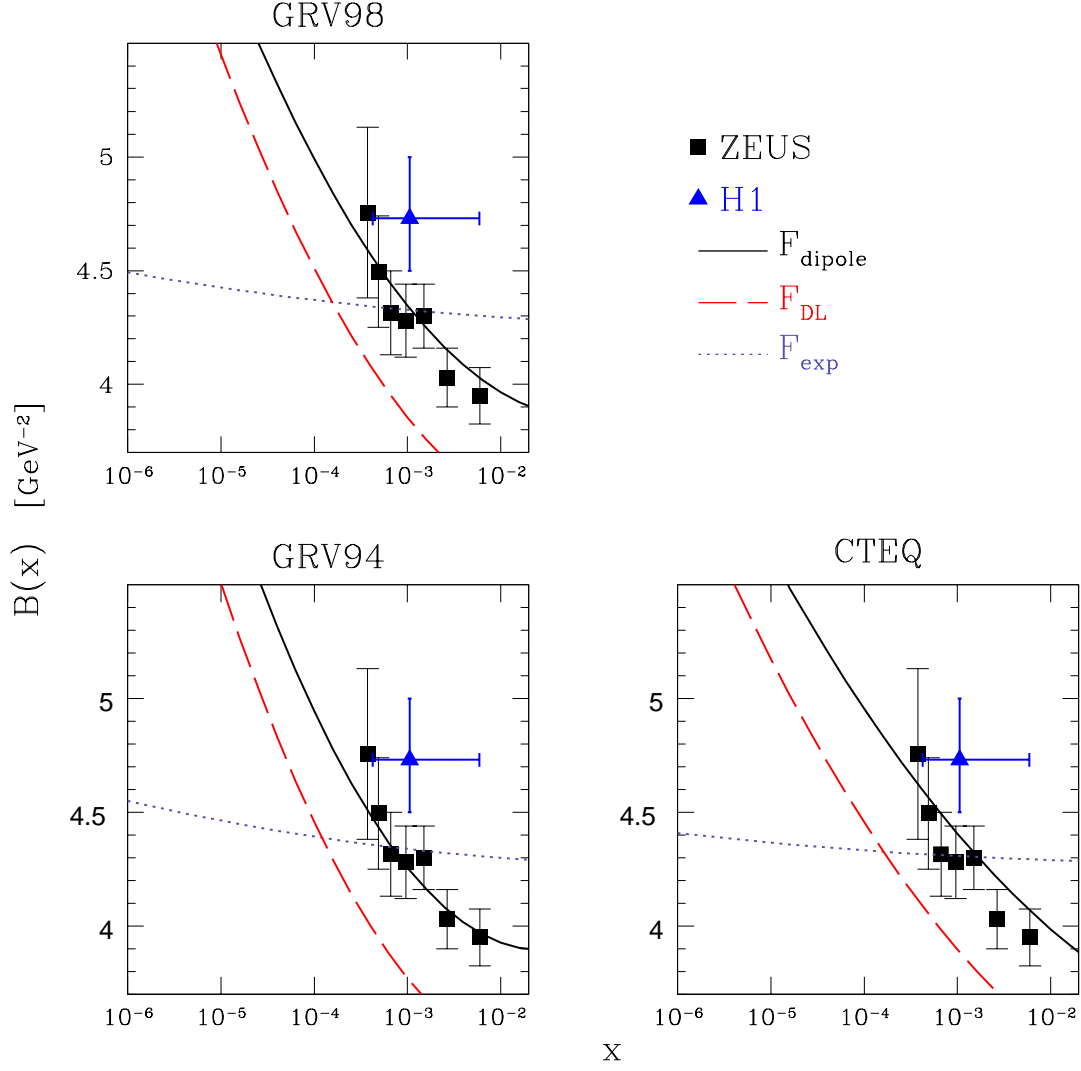


Figure 2: The forward slope for differential cross section of J/ψ production, data and predictions, corresponding to different profile functions $S(b_{\perp})$. Predictions have been calculated for three different PDFs

The various coefficients are determined from the normalization condition $\int d^2b_\perp S(b_\perp) = 1$.

In our calculations we have substituted each of the above mentioned profiles in (4), and calculated B for the three different parameterizations [22, 23, 24] for the gluon distribution which appears in (2). Our results are shown in Fig. 2. While the energy dependence obtained using F_{dipole} and F_{DL} is in agreement with the ZEUS data, the Gaussian distribution increases mildly with energy and fails to reproduce the measured slope. Regarding normalization, the data is well reproduced by (7) with the choice $R^2 = 10 \text{ GeV}^{-2}$, however some adjustments are needed regarding the numerical parameters of (9). The choice of our single parameter, is comparable with our earlier estimations ($R^2 = 8.5 \text{ GeV}^{-2}$), where we used a Gaussian distribution for $S(b_\perp)$, and we maintain the quality of our results presented in Ref. [1].

3 Differential Cross Section at Low $|t|$

In this section we calculate $d\sigma/dt$ as a function of t for the region of $|t| < Q_0^2$, where Q_0^2 is the scale at which the input for the evolution is computed. Our expressions are based on a simplified model of two Pomeron exchange, which we find to be satisfactory, given the sizeable experimental errors, although our screening correction formalism is capable of deriving a full series calculation. It should be appreciated that what follows in this section is a very simplified picture of screening corrections and it should not be used for calculating other physical quantities, *e.g.* integrated cross sections.

The procedure for calculating the forward differential cross section for photo production of a heavy vector meson in the color dipole approximation is straightforward [25]. In the leading logarithmic approximation of pQCD, including a contribution from the real part of the production amplitude [26] and the skewed (off diagonal) gluon distribution, the differential cross section at $t = 0$ is given by:

$$\frac{d\sigma(\gamma p \rightarrow Vp)}{dt} = \frac{16\pi^3\Gamma_{ee}}{3\alpha_{em}M_V^2} \left(\frac{2^{2\lambda+3}\Gamma(\lambda + \frac{5}{2})}{\sqrt{\pi}\Gamma(\lambda + 4)} \right)^2 \left\{ 1 + \tan^2\left(\frac{\pi\lambda}{2}\right) \right\} \alpha_s^2(\bar{Q}) xG^2(x, \bar{Q}^2), \quad (10)$$

where $\lambda = \partial \log xG / \partial \log(1/x)$. In the derivation of (10), a simple static non relativistic estimate of the vector meson wave function was used. As stated [1] we consider the correction due to Fermi motion, which changes the numerical value obtained from the above equation, by an overall (constant) suppression factor.

In [1] we took into account further suppression of (10) due to screening, introducing a damping factor due to screening in the quark sector and in the gluon sector, in a similar manner to our previous publications. The opacities used in [1] for calculating the damping factor, denoted $D^2(x, Q^2) = D_q^2(x, Q^2)D_g^2(x, Q^2)$, are defined in (2) and were calculated originally

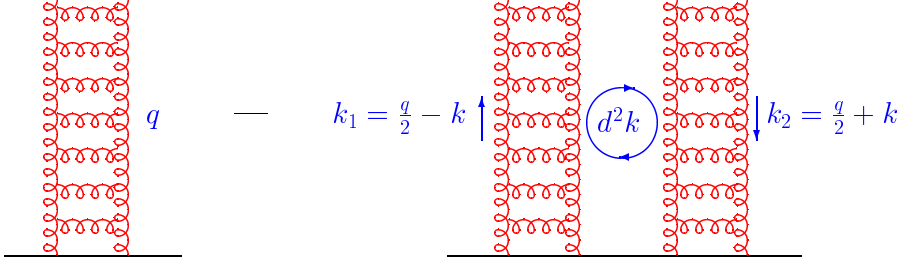


Figure 3: The first two contributions to the amplitude.

with a Gaussian distribution for the profile $S(b_\perp)$. Our first motivation was therefore to study the sensitivity of $D(x, Q^2)$ to the choice of $S(b_\perp)$, so as to validate our normalization for the $t = 0$ differential cross section, which had been used for calculating the integrated cross section. According to the calculations of the present work, replacing a Gaussian profile with (7) leads to a suppression of D which is less than 4%. We thus conclude that as far as screening corrections are concerned, we can safely rely on our previous estimations at $t = 0$.

Eq. (1) and Eq. (3) can be viewed as the exchange of many “hard” Pomerons (gluon ladders). In the region of small $|t|$ we approximate this process by the exchange of one and two “hard” Pomerons (see Fig. 3). The t -dependence of a single Pomeron exchange amplitude is proportional to $e^{\frac{1}{2}B(W)t}$. The exchange of two “hard” Pomerons leads to an integration over d^2k :

$$\int d^2k e^{\frac{1}{2}B(W)((\frac{\vec{q}}{2} - \vec{k})^2 + (\frac{\vec{q}}{2} + \vec{k})^2)} \rightarrow e^{\frac{1}{4}B(W)t}$$

where $t = -q^2$.

Therefore, we can write the differential cross section as:

$$\frac{d\sigma(W, t)}{dt} = A_{el} \left(e^{\frac{1}{2}B(W)t} - \eta e^{\frac{1}{4}B(W)t} \right)^2. \quad (11)$$

We fix our normalization factors A_{el} and η by the requirement that at $t = 0$, once screening corrections as well as Fermi suppression are taken into account, Eq. (10) and Eq. (11) match. Comparing (10) and (11) including these corrections we find:

$$\begin{aligned} A_{el}(x, \overline{Q}^2) &= K_f \frac{16\pi^3 \Gamma_{ee}}{3\alpha_{\text{em}} M_V^2} \left(\frac{2^{2\lambda+3} \Gamma(\lambda + \frac{5}{2})}{\sqrt{\pi} \Gamma(\lambda + 4)} \right)^2 \left\{ 1 + \tan^2\left(\frac{\pi\lambda}{2}\right) \right\} \alpha_s^2(\overline{Q}^2) x G^2(x, \overline{Q}^2), \\ \eta(x, \overline{Q}^2) &= 1 - D(x, \overline{Q}^2), \end{aligned} \quad (12)$$

where K_f is the Fermi motion normalization factor.

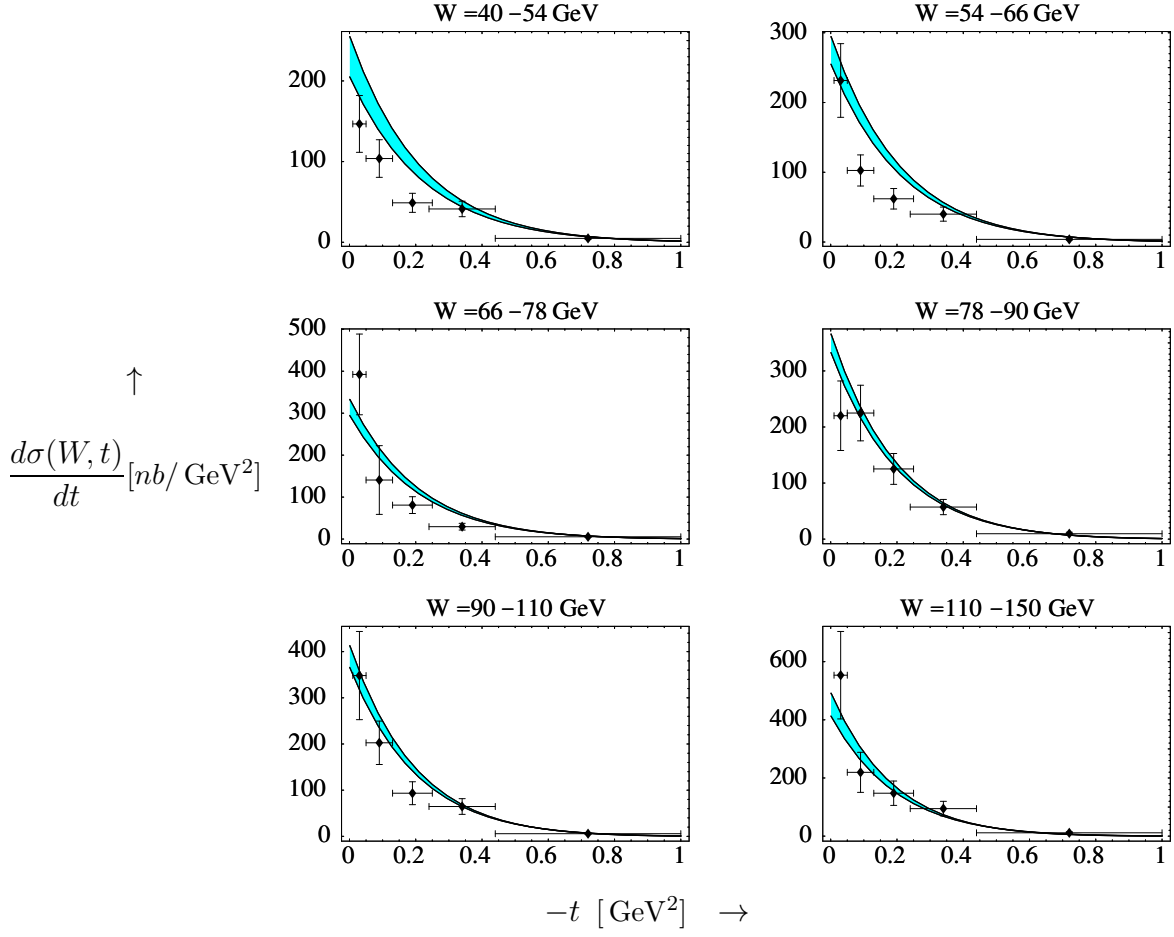


Figure 4: Elastic differential cross section at small t .

We calculate $d\sigma/dt$ using (11) and (12) for low values of t , and compare the numerical calculations with the experimental data for elastic exclusive J/ψ production [12]. Our results are shown in Fig. 4, where it can be seen that the reproduction of the data is reasonably good. As the theoretical uncertainties are difficult to estimate, we used the experimental errors to calculate the deviation of our simplified model from the data. The corresponding $\chi^2/\text{n.d.f}$ for the entire measured energy range is 0.7.

4 Differential Cross Section at Intermediate $|t|$

The inelastic contribution to the cross section becomes more and more important as the momentum transfer increases. The exponential t dependence (11) was written using the elastic

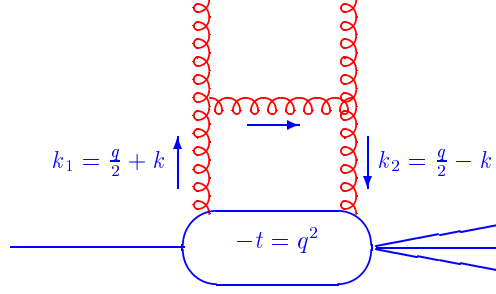


Figure 5: The proton vertex at $-t > Q_0^2$.

forward slope derived in section 2, which is compatible with the experimental data. In this section we would like to suggest a simple expression for the inelastic differential cross section.

As stated in the introduction, hard processes can be calculated using the DGLAP equation, provided the scales of the interaction are such that the momenta are ordered on the gluon ladder. The production of a heavy vector meson can be viewed as the exchange of a gluon ladder between a nucleonic target and vector meson, which is a $q\bar{q}$ system of small transverse size ($\sim 1/M_V^2$). Considering the lowest rung of the ladder at the proton vertex shown on Fig. 5. The corresponding amplitude is proportional to:

$$\frac{(\frac{q}{2} + k) \cdot (\frac{q}{2} - k)}{(\frac{q}{2} + k)^2 (\frac{q}{2} - k)^2}. \quad (13)$$

From (13) one can see that the dominant contribution to the evolution equation comes from large logarithms which appear when $k^2 > q^2/4 = -t/4$. Hence, for $|t|$ which is not too large, *i.e.* in the intermediate region, the DGLAP equation is still valid for calculating the production amplitude utilizing a gluon distribution function which evolves from $-t/4$ rather than from Q_0^2 .

The physical interpretation of the above discussion is simple. At small $|t|$ ($< 1/m_p^2$) the size of the target is roughly the proton size, the “evolution range” is large and the evolved gluon distribution consists of a large number of gluons. At higher values of momentum transfer the effective size of the target is of the order of $1/|t|$. This leads to a smaller number of emitted gluons or in other words to a smaller numerical value of xG .

Looking back at Eq. (10) we recall that the differential cross section is determined by xG . Moreover, the gluon distribution reflects on the numerical value of the opacities, thereby on the screening corrections to the process. Thus, the main t dependence of the process comes from the scale from which the gluon distribution evolves.

Based on the above discussion, we propose the following expression for the differential cross section:

$$\frac{d\sigma(x, \overline{Q}^2, t)}{dt} = A_{in} D^2(x, \overline{Q}^2, t) xG^2(x, \overline{Q}^2, t) \quad (14)$$

$W \approx 100 \text{ GeV}$

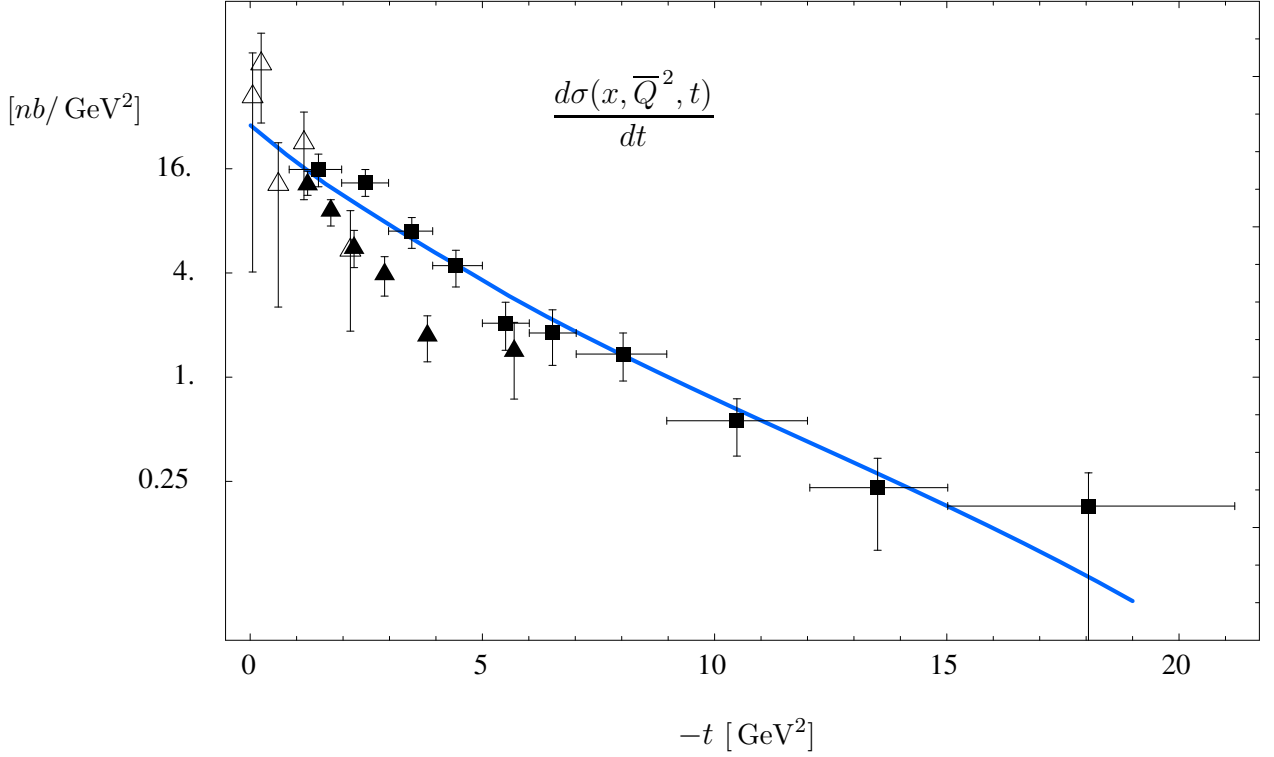


Figure 6: Inelastic differential cross section in the intermediate region of $|t|$. Our calculations are presented together with the experimental data of H1 preliminary (squares), ZEUS 1995 (open triangles) and ZEUS preliminary (solid triangles)

where,

$$xG(x, \overline{Q}^2, t) = xG\left(x, \frac{\overline{Q}^2}{1 + \frac{t}{4Q_0^2}}\right), \quad (15)$$

$$x = \frac{Q^2 + M_\psi^2 - t}{W^2} \quad (16)$$

and $D(x, \overline{Q}^2, t)$ is calculated by substituting (15) in (2) and carrying out the screening corrections procedure [1] in both sectors. The numerical coefficient A_{in} is determined by a continuity requirement, that (11) and (14) match at $t = t_0$, where t_0 is our separation parameter. The results of the numerical calculations, shown in Fig. 6, are in agreement with the H1 data which have been read off the plot in [13]. As can be seen from Fig. 6 the large $|t|$ data set of ZEUS [27] is consistently below the H1 data.

In our calculations of Eq. (14) we need to fix the value of our separation parameter t_0 . The curve shown corresponds to $-t_0 = 0.54 \text{ GeV}^2$, at which A_{in} has been determined to reproduce

the H1 data with $\chi^2/\text{n.d.f} = 0.65$. However, as the H1 data lies above the ZEUS data, the task of finding a satisfactory description of both sets using the same parameters is not trivial.[†] Note that at first sight, (14) may affect our previous publication, *inter alia* on account of the t -dependence of screening corrections at high $|t|$. However, this effect is compensated by the value of the forward slope, which we calculate using the dipole electromagnetic form factor, as opposed to an exponential form factor used in [1]. Indeed, we found that we still reproduce all the available experimental data. In fact the compensation is so accurate, that the two curves practically overlap, and we have the same χ^2 values as detailed in [1].

5 Summary and Conclusions

In this paper we have explored the momentum transfer dependence of exclusive production of J/ψ vector mesons. By using a Fourier transform of an electromagnetic form factor as the profile function in the impact parameter space, we calculated the forward differential cross section slope.

We used the expression derived for the slope and calculated the differential cross section for the elastic production of J/ψ by using a simple exponential expression approximating one and two Pomeron exchange.

For the inelastic process, we calculated the differential cross section as a function of t , based on a somewhat naive picture of the interaction. In which we suggested replacing the argument of the gluon distribution so as to obtain a decreasing function of $|t|$, which coincides with pQCD calculations at small $|t|$.

Our conclusions are:

1. The value of the B slope is sensitive to the choice of the profile function $S(b_\perp)$. Our calculations of B reproduce the experimental data and are not sensitive to the choice of the PDF.
2. The fact that the screening correction formalism with a dipole-type b_\perp dependence (F_{dipole}) reproduces both the value and the energy dependence of the t -slope, is important for the understanding of the energy dependence of the “hard” Pomeron trajectory. The contributions of the screening corrections increase with energy and therefore α'_{eff} , the effective slope of the “hard” Pomeron trajectory, should also increase with energy. This result is particular to a screening corrections approach and is not obtained in non-screened pQCD calculations.

[†]The best χ^2 for the ZEUS data is obtained with $-t = 0.65 \text{ GeV}^2$ where we calculated $\chi^2/\text{n.d.f} = 1.53$.

3. The screening corrections, which we express through the damping factor D are not effected by a change in the b dependence of the opacities.
4. An exponential form of the differential cross section, which is in agreement with the experimental fits to the forward slope, is suitable for reasonable description of the elastic, low $|t|$, experimental data. This form consists of the first two terms of a multi Pomeron exchange, which are supplemented by screening corrections, as well as corrections due to Fermi motion of the quarks within the charmonium system. This approximation is also valid for describing the integrated cross section.
5. At intermediate values of $|t|$, inelastic data are well reproduced by pQCD which is based on DGLAP evolution. The value of $|t|$ at which the inelastic processes are comparable with elastic processes is $-t_0 \approx 0.5 \text{ GeV}^2$.
6. At intermediate values of $|t|$ the screening corrections depend on t through a decrease of the gluon distribution function.

Acknowledgments

We wish to thank E. Ferreira, who participated in the preliminary stages of this investigation, for his contribution and comments. E.G. wishes to acknowledge the hospitality of the Theoretical Nuclear Physics Group at BNL, where part of this work was done. E.L. thanks the Theory Group at DESY for the stimulating environment provided while U.M. is indebted to LAFEX at CBPF (Rio de Janeiro) for their support. This research was supported by the BSF grant # 9800276, by the GIF grant # I-620-22.14/1999 and by the Israel Science Foundation, founded by the Israel Academy of Science and Humanities.

References

- [1] E Gotsman, E.M Levin, U. Maor, E Ferreira and E Naftali,
Phys. Lett. **B503** (2001) 277.
- [2] A.G Shuvaev, K.J Golec-Biernat, A.D Martin and M.G Ryskin,
Phys. Rev. **D60** (1999) 014015;
A Freund and V Guzey: *Phys. Lett.* **B462** (1999) 178.
- [3] L Frankfurt, W Koepf and M Strikman, *Phys. Rev.* **D54** (1996) 3194.
- [4] E. Gotsman, E.M. Levin and U. Maor: *Phys. Lett.* **B403** (97) 120.

- [5] E Gotsman, E.M Levin, U. Maor and E Naftali, *Nucl. Phys.* **B539** (1999) 535.
- [6] E Gotsman, E.M Levin, U. Maor, E Ferreira and E Naftali,
Phys. Lett. **B500** (2001) 87.
- [7] H.A. Enge: “*Intr. to Nuclear Physics*”, Addison-Wesley Pub., Mass.,1971.
- [8] E. Gotsman, E. Levin, M. Lublinsky, U. Maor, E. Naftali and K. Tuchin, To appear in
‘The THERA Book’, [hep-ph/0101344](#).
- [9] S. Munier, A. M. Stasto and A. H. Mueller, *Nucl. Phys.* **B603** (2001) 427.
- [10] A. Bruni, talk given at the 8th International Workshop on Deep Inelastic Scattering and
QCD, Liverpool, England 2000.
- [11] V.N. Gribov and L.N. Lipatov, *Sov. J. Nucl. Phys.* **15** (1972) 438;
L.N. Lipatov, *Yad. Fiz.* **20** (1974) 181;
G. Altarelli and G. Parisi, *Nucl. Phys.* **B126** (1977) 298;
Yu.L. Dokshitser, *Sov. Phys. JETP* **46** (1977) 641.
- [12] H1 Collaboration, *Phys. Lett.* **B483** (2000) 23.
- [13] D. Brown (H1 collaboration), talk given at the 9th International Workshop on Deep In-
elastic Scattering, Italy 2001.
- [14] J. R. Forshaw and M. G. Ryskin, *Z. Phys.* **C68** (1995) 137;
J. Bartels, J. R. Forshaw, H. Lotter and M. Wuesthoff, *Phys. Lett.* **B375** (1996) 301.
- [15] E.A. Kuraev, L.N. Lipatov and V.S. Fadin, *Sov. Phys. JETP* **45** (1977) 199;
Ia.Ia. Balitsky and L.N. Lipatov, *Sov. J. Nucl. Phys.* **28** (1978) 822;
L.N. Lipatov, *Sov. Phys. JETP* **63** (1986) 904.
- [16] J.R. Forshaw and G. Poludniowski [hep-ph/0107068](#)
- [17] E. Gotsman, E.M. Levin and U. Maor, *Nucl. Phys.* **B493** (1997) 354 and references
therein;
E. Gotsman, E. Levin, M. Lublinsky, U. Maor, E. Naftali, K. Tuchin, DESY-00-
149,[hep-ph/0010198](#).
- [18] L.V. Gribov, E.M. Levin and M.G. Ryskin, *Phys. Rep.* **100** (1983) 1;
A. H. Mueller and J. Qiu, *Nucl. Phys.* **B 286** (1986) 427;
L. McLerran and R. Venugopalan,*Phys. Rev.* **D 49** (1994) 2233, 3352; **D 50** (1994) 2225,
D 53 (1996) 458, **D 59** (1999) 094002.

- [19] I.a. Balitsky, *Nucl.Phys.* **B 463** (1996) 99;
 Yu. Kovchegov, *Phys. Rev.* **D 60** (2000) 034008;
 E. Iancu, A. Leonidov and L. McLerran, *Phys.Lett.* **B510** (2001) 133; E. Iancu and L. McLerran, *Phys.Lett.* **B510** (2001) 145.
 M. Braun, *Eur. Phys. J.* **C 16** (2000) 337.
- [20] A. H. Mueller, *Nucl. Phys.* **B 335** (1990) 115.
- [21] A. Donnachie and P. V. Landshoff, *Phys. Lett.* **B470** (1999) 243.
- [22] M. Gluck, E. Reya and A. Vogt, *Z. Phys.* **C67** (1995) 433.
- [23] M. Gluck, E. Reya and A. Vogt, *Eur. Phys. J.* **C5** (1998) 461.
- [24] CTEQ Collaboration, H.L. Lai *et al.*, hep-ph/9903282.
- [25] M.G. Ryskin, *Z. Phys.* **C57** (1993) 89;
 S.J. Brodsky *et al.*, *Phys. Rev.* **D50** (1994) 3134;
 M.G. Ryskin, R.G. Roberts, A.D. Martin and E.M. Levin, *Z. Phys.* **C76** (1997) 231;
 L. Frankfurt, M. McDermott and M. Strikman, hep-ph/9812316;
 A.D. Martin, M.G. Ryskin and T. Tuebner: *Phys. Lett.* **B454** (1999) 339.
- [26] R.J. Eden: *"High Energy Collisions of Elementary Particles"*, Cambridge University Press (1967).
- [27] A. Meyer (ZEUS collaboration), talk given at International Europhysics Conference on High Energy Physics, Budapest 2001.