

# Precision Electroweak Data: Phenomenological Analysis

Paul Langacker\*

*School of Natural Sciences, Institute for Advanced Study, Princeton, NJ 08540<sup>†</sup>*

(Dated: October 22, 2018)

The precision electroweak program, including weak neutral current (WNC),  $Z$ -pole, and high energy collider experiments, has been the primary prediction and test of electroweak unification. It has established that the standard model (SM) is correct and unique to first approximation, establishing the gauge principle as well as the SM gauge group and representations; shown that the SM is correct at loop level, confirming the basic principles of renormalizable gauge theory and allowing the successful prediction or constraint on  $m_t$ ,  $\alpha_s$ , and  $M_H$ ; severely constrained new physics at the TeV scale, with the ideas of unification strongly favored over TeV-scale compositeness; and yielded precise values for the gauge couplings, consistent with (supersymmetric) gauge unification.

## I. THE PRECISION PROGRAM

The weak neutral current was a critical prediction of the electroweak standard model (SM) [1]. Following its discovery in 1973, there were generations of ever more precise WNC experiments, including pure weak  $\nu N$  and  $\nu e$  scattering processes, weak-electromagnetic interference processes such as polarized  $e^\uparrow D$  or  $\mu N$ ,  $e^+e^- \rightarrow$  (hadron or charged lepton) cross sections and asymmetries below the  $Z$  pole, and parity-violating effects in heavy atoms (APV). There were also early direct observations of the  $W$  and  $Z$ . The program was supported by theoretical efforts in the calculation of QCD and electroweak radiative corrections; the expectations for observables in the standard model, large classes of extensions, and alternative models; and global analyses of the data. Even before the beginning of the  $Z$ -pole experiments at LEP and SLC in 1989, this program had established [2]-[6]:

- The SM is correct to first approximation. The four-fermion operators for  $\nu q$ ,  $\nu e$ , and  $eq$  were uniquely determined, in agreement with the standard model. The  $W$  and  $Z$  masses agreed with the expectations of the  $SU(2) \times U(1)$  gauge group and canonical Higgs mechanism, eliminating contrived alternative models with the same four-fermi interactions as the standard model.
- Electroweak radiative corrections were necessary for the agreement of theory and experiment.
- The weak mixing angle (in the on-shell renormalization scheme) was determined to be  $\sin^2 \theta_W = 0.229 \pm 0.0064$ ; consistency of the various observations, including radiative corrections, required  $m_t < 200$  GeV.
- Theoretical uncertainties, especially in the  $c$  threshold in deep inelastic WCC scattering, dominated.
- The combination of WNC and WCC data uniquely determined the  $SU(2)$  representations of all of the known fermions, i.e., of the  $\nu_e$  and  $\nu_\mu$ , as well as the  $L$  and  $R$  components of the  $e$ ,  $\mu$ ,  $\tau$ ,  $d$ ,  $s$ ,  $b$ ,  $u$ , and  $c$  [7]. In particular, the left-handed  $b$  and  $\tau$  were the lower components of  $SU(2)$  doublets, implying unambiguously that the  $t$  quark and  $\nu_\tau$  had to exist.
- The electroweak gauge couplings were well-determined, allowing a detailed comparison with the gauge unification predictions of the simplest grand unified theories (GUT). Ordinary  $SU(5)$  was excluded (consistent with the non-observation of proton decay), but the supersymmetric extension was allowed.
- There were stringent limits on new physics at the TeV scale, including additional  $Z'$  bosons, exotic fermions (for which both WNC and WCC constraints were crucial), exotic Higgs representations, leptoquarks, and new four-fermion operators.

The LEP/SLC era greatly improved the precision of the electroweak program. It allowed the differentiation between non-decoupling extensions to the SM (such as most forms of dynamical symmetry breaking and other types of TeV-scale compositeness), which typically predicted several % deviations, and decoupling extensions (such as most of the parameter space for supersymmetry), for which the deviations are typically 0.1%.

---

\*pgl@electroweak.hep.upenn.edu

<sup>†</sup>Permanent address: Department of Physics and Astronomy, University of Pennsylvania, Philadelphia, PA 19104

The first phase of the LEP/SLC program involved running at the  $Z$  pole,  $e^+e^- \rightarrow Z \rightarrow \ell^+\ell^-$ ,  $q\bar{q}$ , and  $\nu\bar{\nu}$ . During the period 1989-1995 the four LEP experiments ALEPH, DELPHI, L3, and OPAL at CERN observed  $\sim 2 \times 10^7 Z$ 's. The SLD experiment at the SLC at SLAC observed some  $5 \times 10^5$  events. Despite the much lower statistics, the SLC had the considerable advantage of a highly polarized  $e^-$  beam, with  $P_{e^-} \sim 75\%$ . There were quite a few  $Z$  pole observables, including:

- The lineshape:  $M_Z$ ,  $\Gamma_Z$ , and the peak cross section  $\sigma$ .
- The branching ratios for  $e^+e^-$ ,  $\mu^+\mu^-$ ,  $\tau^+\tau^-$ ,  $q\bar{q}$ ,  $c\bar{c}$ ,  $b\bar{b}$ , and  $s\bar{s}$ . One could also determine the invisible width,  $\Gamma(\text{inv})$ , from which one can derive the number  $N_\nu = 2.985 \pm 0.008$  of active (weak doublet) neutrinos with  $m_\nu < M_Z/2$ , i.e., there are only 3 conventional families with light neutrinos.  $\Gamma(\text{inv})$  also constrains other invisible particles, such as light sneutrinos and the light majorons associated with some models of neutrino mass.
- A number of asymmetries, including forward-backward (FB) asymmetries; the  $\tau$  polarization,  $P_\tau$ ; the polarization asymmetry  $A_{LR}$  associated with  $P_{e^-}$ ; and mixed polarization-FB asymmetries.

The expressions for the observables are summarized in Appendix A, and the experimental values and SM predictions in Table I. These combinations of observables could be used to isolate many  $Z$ -fermion couplings, verify lepton family universality, determine  $\sin^2 \theta_W$  in numerous ways, and determine or constrain  $m_t$ ,  $\alpha_s$ , and  $M_H$ . LEP and SLC simultaneously carried out other programs, most notably studies and tests of QCD, and heavy quark physics.

LEP 2 ran from 1995-2000, with energies gradually increasing from  $\sim 140$  to  $\sim 208$  GeV. The principal electroweak results were precise measurements of the  $W$  mass, as well as its width and branching ratios (these were measured independently at the Tevatron); a measurement of  $e^+e^- \rightarrow W^+W^-$ ,  $ZZ$ , and single  $W$ , as a function of center of mass (CM) energy, which tests the cancellations between diagrams that is characteristic of a renormalizable gauge field theory, or, equivalently, probes the triple gauge vertices; limits on anomalous quartic gauge vertices; measurements of various cross sections and asymmetries for  $e^+e^- \rightarrow f\bar{f}$  for  $f = \mu^-, \tau^-, q, b$  and  $c$ , in reasonable agreement with SM predictions; a stringent lower limit of 113.5 GeV on the Higgs mass, and even hints of an observation at  $\sim 115$  GeV; and searches for supersymmetric or other exotic particles.

In parallel with the LEP/SLC program, there were much more precise ( $< 1\%$ ) measurements of atomic parity violation (APV) in cesium at Boulder, along with the atomic calculations and related measurements needed for the interpretation; precise new measurements of deep inelastic scattering by the NuTeV collaboration at Fermilab, with a sign-selected beam which allowed them to minimize the effects of the  $c$  threshold and reduce uncertainties to around 1%; and few % measurements of  $\nu_{\mu}^{(-)}e$  by CHARM II at CERN. Although the precision of these WNC processes was lower than the  $Z$  pole measurements, they are still of considerable importance: the  $Z$  pole experiments are blind to types of new physics that do not directly affect the  $Z$ , such as a heavy  $Z'$  if there is no  $Z - Z'$  mixing, while the WNC experiments are often very sensitive. During the same period there were important electroweak results from CDF and DØ at the Tevatron, most notably a precise value for  $M_W$ , competitive with and complementary to the LEP 2 value; a direct measure of  $m_t$ , and direct searches for  $Z'$ ,  $W'$ , exotic fermions, and supersymmetric particles. Many of these non- $Z$  pole results are summarized in Table II.

The LEP and (after initial difficulties) SLC programs were remarkably successful, achieving greater precision than had been anticipated in the planning stages, e.g., due to better than expected measurements of the beam energy (using a clever resonant depolarization technique) and luminosity.

The effort required the calculation of the needed electromagnetic, electroweak, QCD, and mixed radiative corrections to the predictions of the SM. Careful consideration of the competing definitions of the renormalized  $\sin^2 \theta_W$  was needed. The principal theoretical uncertainty is the hadronic contribution  $\Delta\alpha_{\text{had}}^{(5)}(M_Z)$  to the running of  $\alpha$  from its precisely known value at low energies to the  $Z$ -pole, where it is needed to compare the  $Z$  mass with the asymmetries and other observables. The radiative corrections, renormalization schemes, and running of  $\alpha$  are further discussed in Appendix B. The LEP Electroweak Working Group (LEPEWWG) [8] combined the results of the four LEP experiments, and also those of SLD and some WNC and Tevatron results, taking proper account of common systematic and theoretical uncertainties. Much theoretical effort also went into the development, testing, and comparison of radiative corrections packages, and into the study of how various classes of new physics would modify the observables, and how they could most efficiently be parametrized.

## II. FITS TO THE STANDARD MODEL

Global fits allow uniform theoretical treatment and exploit the fact that the data collectively contain much more information than individual experiments. However, they require a careful consideration of experimental

Quantity	Group(s)	Value	Standard Model	pull
$M_Z$ [GeV]	LEP	$91.1876 \pm 0.0021$	$91.1874 \pm 0.0021$	0.1
$\Gamma_Z$ [GeV]	LEP	$2.4952 \pm 0.0023$	$2.4966 \pm 0.0016$	-0.6
$\Gamma(\text{had})$ [GeV]	LEP	$1.7444 \pm 0.0020$	$1.7429 \pm 0.0015$	—
$\Gamma(\text{inv})$ [MeV]	LEP	$499.0 \pm 1.5$	$501.76 \pm 0.14$	—
$\Gamma(\ell^+\ell^-)$ [MeV]	LEP	$83.984 \pm 0.086$	$84.019 \pm 0.027$	—
$\sigma_{\text{had}}$ [nb]	LEP	$41.541 \pm 0.037$	$41.477 \pm 0.014$	1.7
$R_e$	LEP	$20.804 \pm 0.050$	$20.744 \pm 0.018$	1.2
$R_\mu$	LEP	$20.785 \pm 0.033$	$20.744 \pm 0.018$	1.2
$R_\tau$	LEP	$20.764 \pm 0.045$	$20.790 \pm 0.018$	-0.6
$A_{FB}(e)$	LEP	$0.0145 \pm 0.0025$	$0.01637 \pm 0.00026$	-0.8
$A_{FB}(\mu)$	LEP	$0.0169 \pm 0.0013$		0.4
$A_{FB}(\tau)$	LEP	$0.0188 \pm 0.0017$		1.4
$R_b$	LEP + SLD	$0.21664 \pm 0.00068$	$0.21569 \pm 0.00016$	1.4
$R_c$	LEP + SLD	$0.1729 \pm 0.0032$	$0.17230 \pm 0.00007$	0.2
$A_{FB}(b)$	LEP	$0.0982 \pm 0.0017$	$0.1036 \pm 0.0008$	-3.2
$A_{FB}(c)$	LEP	$0.0689 \pm 0.0035$	$0.0740 \pm 0.0006$	-1.5
$A_{FB}(s)$	DELPHI, OPAL	$0.0976 \pm 0.0114$	$0.1037 \pm 0.0008$	-0.5
$A_b$	SLD	$0.921 \pm 0.020$	$0.9347 \pm 0.0001$	-0.7
$A_c$	SLD	$0.667 \pm 0.026$	$0.6681 \pm 0.0005$	0.0
$A_s$	SLD	$0.895 \pm 0.091$	$0.9357 \pm 0.0001$	-0.4
$A_{LR}(\text{hadrons})$	SLD	$0.15138 \pm 0.00216$	$0.1478 \pm 0.0012$	1.7
$A_{LR}(\text{leptons})$	SLD	$0.1544 \pm 0.0060$		1.1
$A_\mu$	SLD	$0.142 \pm 0.015$		-0.4
$A_\tau$	SLD	$0.136 \pm 0.015$		-0.8
$A_\tau(\mathcal{P}_\tau)$	LEP	$0.1439 \pm 0.0041$		-0.9
$A_e(\mathcal{P}_\tau)$	LEP	$0.1498 \pm 0.0048$		0.4
$\bar{s}_\ell^2(Q_{FB})$	LEP	$0.2322 \pm 0.0010$	$0.23143 \pm 0.00015$	0.8

TABLE I: Principal Z-pole observables, their experimental values, theoretical predictions using the SM parameters from the global best fit [3], and pull (difference from the prediction divided by the uncertainty).  $\Gamma(\text{had})$ ,  $\Gamma(\text{inv})$ , and  $\Gamma(\ell^+\ell^-)$  are not independent, but are included for completeness.

Quantity	Group(s)	Value	Standard Model	pull
$m_t$ [GeV]	Tevatron	$174.3 \pm 5.1$	$175.3 \pm 4.4$	-0.2
$M_W$ [GeV]	LEP	$80.446 \pm 0.040$	$80.391 \pm 0.019$	1.4
$M_W$ [GeV]	Tevatron, UA2	$80.451 \pm 0.061$		1.0
$R^-$	NuTeV	$0.2277 \pm 0.0021 \pm 0.0007$	$0.2300 \pm 0.0002$	-1.1
$\kappa^\nu$	CCFR	$0.5820 \pm 0.0027 \pm 0.0031$	$0.5833 \pm 0.0004$	-0.3
$R^\nu$	CDHS	$0.3096 \pm 0.0033 \pm 0.0028$	$0.3093 \pm 0.0002$	0.1
$R^\nu$	CHARM	$0.3021 \pm 0.0031 \pm 0.0026$		-1.7
$R^{\bar{\nu}}$	CDHS	$0.384 \pm 0.016 \pm 0.007$	$0.3862 \pm 0.0002$	-0.1
$R^{\bar{\nu}}$	CHARM	$0.403 \pm 0.014 \pm 0.007$		1.0
$R^{\bar{\nu}}$	CDHS 1979	$0.365 \pm 0.015 \pm 0.007$	$0.3817 \pm 0.0002$	-1.0
$g_V^{\nu e}$	CHARM II	$-0.035 \pm 0.017$	$-0.0398 \pm 0.0003$	—
$g_V^{\nu e}$	all	$-0.040 \pm 0.015$		-0.1
$g_A^{\nu e}$	CHARM II	$-0.503 \pm 0.017$	$-0.5065 \pm 0.0001$	—
$g_A^{\nu e}$	all	$-0.507 \pm 0.014$		0.0
$Q_W(\text{Cs})$	Boulder	$-72.65 \pm 0.28 \pm 0.34$	$-73.10 \pm 0.03$	1.0
$Q_W(\text{Ti})$	Oxford, Seattle	$-114.8 \pm 1.2 \pm 3.4$	$-116.67 \pm 0.05$	0.5
$\frac{\Gamma(b \rightarrow s\gamma)}{\Gamma(b \rightarrow ce\nu)}$	CLEO	$3.26^{+0.75}_{-0.68} \times 10^{-3}$	$3.14^{+0.17}_{-0.16} \times 10^{-3}$	0.2
$\frac{1}{2}(g_\mu - 2 - \frac{\alpha}{\pi})$	E821	$4510.55 \pm 1.51 \pm 0.51$	$4506.55 \pm 0.36$	2.5

TABLE II: Recent non-Z-pole observables. From [3].

and theoretical systematics and their correlations. The results here are from work with Jens Erler for the 2001 update of the electroweak review in the *Review of Particle Properties* [3]. They incorporate the full  $Z$ -pole, WNC (especially important for constraining some types of new physics), and relevant hadron collider and LEP 2 results. The radiative corrections were calculated with GAPP (*Global Analysis of Particle Properties*) [9]. GAPP is fully  $\overline{\text{MS}}$ , which minimizes the mixed QCD-EW corrections and their uncertainties and is a complement to ZFITTER [10], which is on-shell. We use a  $\Delta\alpha_{\text{had}}^{(5)}(M_Z)$  which is properly correlated with  $\alpha_s$  [11], and also with the hadronic vacuum polarization contribution to  $g_\mu - 2$  [12].

The data are for the most part in excellent agreement with the SM predictions. The best fit values for the SM parameters (as of 07/01) are,

$$\begin{aligned} M_H &= 98_{-35}^{+51} \text{ GeV}, \\ m_t &= 175.3 \pm 4.4 \text{ GeV}, \\ \alpha_s &= 0.1200 \pm 0.0028, \\ \hat{s}_Z^2 &= 0.23113 \pm 0.00015, \\ \Delta\alpha_{\text{had}}^{(5)}(M_Z) &= 0.02778 \pm 0.00020. \end{aligned} \tag{1}$$

- This fit included the direct (Tevatron) measurements of  $m_t$  and the theoretical value of  $\Delta\alpha_{\text{had}}^{(5)}(M_Z)$  as constraints, but did not include other determinations of  $\alpha_s$  or the LEP 2 direct limits on  $M_H$ .
- The  $\overline{\text{MS}}$  value of  $\sin^2 \theta_W$  ( $\hat{s}_Z^2$ ) can be translated into other definitions. The effective angle  $\bar{s}_\ell^2 = 0.23143 \pm 0.00015$  is closely related to  $\hat{s}_Z^2$ . The larger uncertainty in the on-shell  $s_W^2 = 0.22278 \pm 0.00036$  is due to its (somewhat artificial) dependence on  $M_H$  and  $m_t$ . On the other hand, the  $Z$ -mass definition  $s_{M_Z}^2 = 0.23105 \pm 0.00008$  has no  $M_H$  or  $m_t$  dependence, but the uncertainties reemerge when comparing with other observables.
- The best fit value  $\Delta\alpha_{\text{had}}^{(5)}(M_Z) = 0.02778 \pm 0.00020$  is dominated by the theoretical input constraint  $\Delta\alpha_{\text{had}}^{(5)}(M_Z) = 0.02779 \pm 0.00020$ . However,  $\Delta\alpha_{\text{had}}^{(5)}(M_Z)$  can be determined from the indirect data alone, i.e., from the relation of  $M_Z$  and  $M_W$  to the other observables, and by its correlation with  $g_\mu - 2$ . The result,  $0.02866 \pm 0.00040$ , is  $\sim 1.9\sigma$  above the theoretical value, mainly because of  $g_\mu - 2$ .
- Similarly, the value  $m_t = 175.3 \pm 4.4 \text{ GeV}$  includes the direct Tevatron constraint  $m_t = 174.3 \pm 5.1$ . However, one can determine  $m_t = 178.1_{-8.3}^{+10.4} \text{ GeV}$  from indirect data (loops) only, in excellent agreement.
- The value  $\alpha_s = 0.1200 \pm 0.0028$  is consistent with other determinations, e.g., from deep inelastic scattering, hadronic  $\tau$  decays, the charmonium and upilon spectra, and jet properties.
- The central value of the Higgs mass prediction from the fit,  $M_H = 98_{-35}^{+51} \text{ GeV}$ , is below the direct lower limit from LEP 2 of  $\gtrsim 113.5 \text{ GeV}$ , or their candidate events at  $115 \text{ GeV}$ , but consistent at the  $1\sigma$  level. Including the direct LEP 2 likelihood function [13, 14] along with the indirect data, one obtains  $M_H < 199 \text{ GeV}$  at 95%. Even though  $M_H$  only enters the precision data logarithmically (as opposed to the quadratic  $m_t$  dependence), the constraints are significant. They are also fairly robust to most, but not all, types of new physics. (The limit on  $M_H$  disappears if one allows an arbitrarily large negative  $S$  parameter and/or a large positive  $T$  (section III), but most extensions of the SM yield  $S > 0$ .) One caveat is that  $M_W$  and  $A_{FB}(b)$ , which deviates by  $3.2\sigma$  from the SM (see below), compensates by favoring a high value [15]. The predicted range should be compared with the theoretically expected range in the standard model:  $115 \text{ GeV} \lesssim M_H \lesssim 750 \text{ GeV}$ , where the lower (upper) limit is from vacuum stability (triviality). On the other hand, the MSSM predicts  $M_H \lesssim 130 \text{ GeV}$ , while the limit increases to around  $150 \text{ GeV}$  in extensions of the MSSM.
- The results in (1) are in excellent agreement with those of the LEPEWWG [8] up to well-understood effects [3], such as more extensive WNC inputs and small differences in higher order terms and  $\Delta\alpha_{\text{had}}^{(5)}(M_Z)$ , despite the different renormalization schemes used. The LEPEWWG obtains:  $\bar{s}_\ell^2 = 0.23142 \pm 0.00014$ ;  $\alpha_s = 0.118 \pm 0.003$ ;  $m_t = 175.7_{-4.3}^{+4.4} \text{ GeV}$ ; and  $M_H = 98_{-38}^{+58} \text{ GeV}$ .
- The most significant deviation from the SM is in the forward-backward asymmetry into  $b$  quarks,  $A_{FB}(b)$ , which is  $3.2\sigma$  below the prediction. If not just a statistical fluctuation or systematic problem, this could be a hint of new physics. However, any such effect should not contribute too much to  $R_b$ , which is consistent with the SM. The size of the deviation suggests a tree level effect, such as the mixing of  $b_{L,R}$  with exotic quarks [2, 16]. The most recent LEP results on  $M_W$  have moved slightly above the SM prediction (table (II) and figure (1)), but even when combined with the Tevatron results (also a bit high) this is only a  $1.5\sigma$  effect.

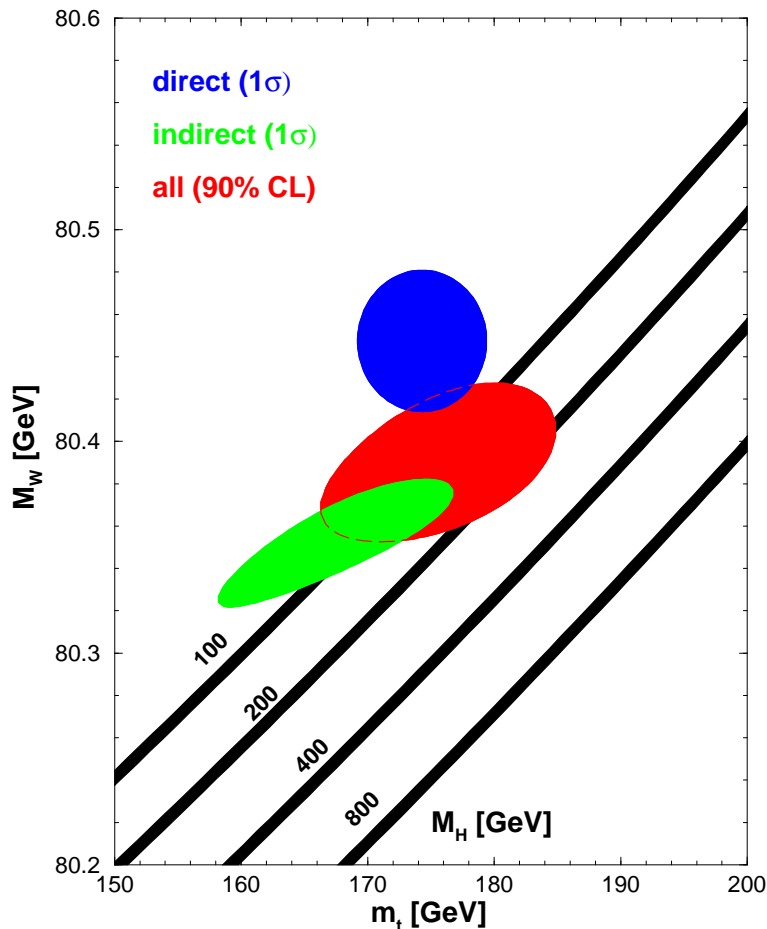


FIG. 1: Allowed regions in  $M_W$  vs  $m_t$  from direct, indirect, and combined data, compared with the standard model expectations as a function of  $M_H$ . From [3].

The muon magnetic moment  $g_\mu - 2$  result could point towards new physics, but there are still significant hadronic uncertainties. Within the SM fits, the only affect is the correlation of the theoretical value with  $\Delta\alpha_{\text{had}}^{(5)}(M_Z)$ , which lowers the  $M_H$  prediction by  $\sim 5$  GeV [12].

### III. BEYOND THE STANDARD MODEL

The standard model ( $SU(3) \times SU(2) \times U(1)$  plus general relativity), extended to include neutrino mass, is the correct description of nature to first approximation down to  $10^{-16}$  cm. However, nobody thinks that the SM is the ultimate description of nature. It has some 28 free parameters; has a complicated gauge group and representations; does not explain charge quantization, the fermion families, or their masses and mixings; has several notorious fine tunings associated with the Higgs mass, the strong CP parameter, and the cosmological constant; and does not incorporate quantum gravity.

Many types of possible TeV scale physics are constrained by the precision data. For example,

- $S, T$ , and  $U$  parametrize new physics sources which only affect the gauge propagators, as well as Higgs triplets, etc. One expects  $T \neq 0$ , usually positive and often of order unity, from nondegenerate heavy fermion or scalar doublets, while new chiral fermions (e.g., in extended technicolor (ETC)), lead to  $S \neq 0$ , again usually positive and often of order unity. The current global fit result is [3]

$$\begin{aligned} S &= -0.03 \pm 0.11(-0.08), \\ T &= -0.02 \pm 0.13(+0.09), \\ U &= 0.24 \pm 0.13(+0.01) \end{aligned} \tag{2}$$

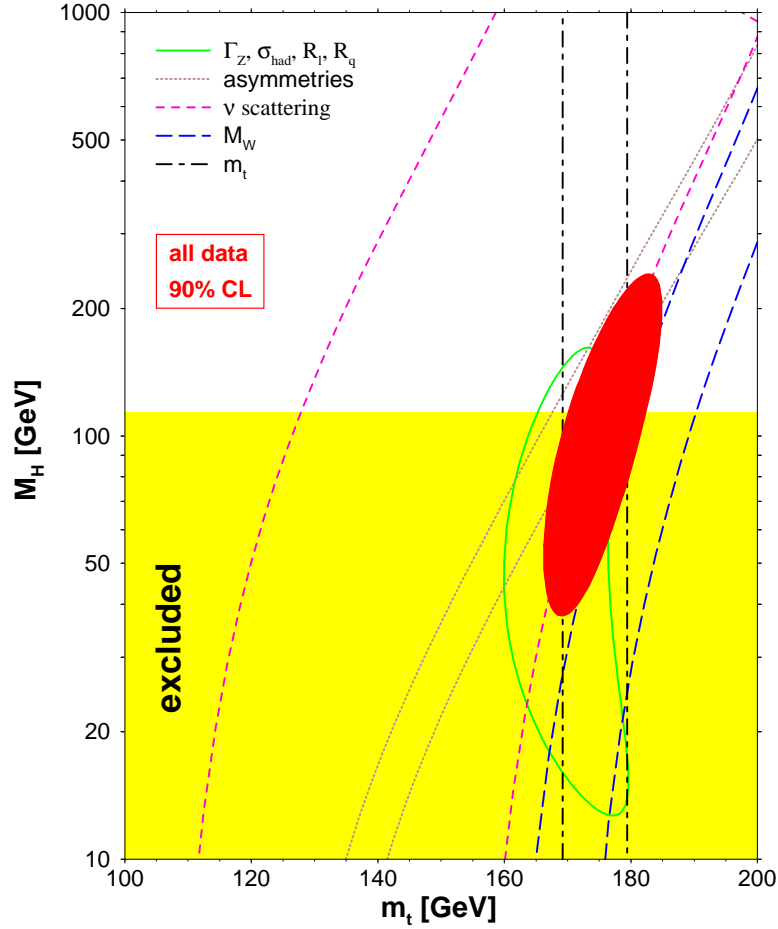


FIG. 2: Allowed regions in  $M_H$  vs  $m_t$  from precision data, compared with the direct exclusion limits from LEP 2. From [3].

for  $M_H = 115$  (300) GeV. (We use a definition in which  $S$ ,  $T$ , and  $U$  are exactly zero in the SM.) The value of  $S$  would be  $2/3\pi$  for a heavy degenerate ordinary or mirror family, which is therefore excluded at 99.8%. Equivalently, the number of families is  $N_{\text{fam}} = 2.97 \pm 0.30$ . This result assumes  $T = U = 0$ , and therefore that any new families are degenerate. This restriction can be relaxed by allowing  $T \neq 0$ , yielding the somewhat weaker constraint  $N_{\text{fam}} = 3.27 \pm 0.45$  for  $T = 0.10 \pm 0.11$ . This is complementary to the lineshape result  $N_\nu = 2.985 \pm 0.008$ , which only applies for  $\nu$ 's lighter than  $\sim M_Z/2$ .  $S$  also eliminates many QCD-like ETC models.  $T$  is equivalent to the  $\rho_0$  parameter [2], which is defined to be exactly unity in the SM. For  $S = U = 0$ , one obtains  $\rho_0 \sim 1 + \alpha T = 1.0012^{+0.0023}_{-0.0014}$ , with the SM fit value for  $M_H$  increasing to  $M_H = 211^{+814}_{-139}$  GeV.

- Supersymmetry: in the decoupling limit, in which the sparticles are heavier than  $\gtrsim 200 - 300$  GeV, there is little effect on the precision observables, other than that there is necessarily a light SM-like Higgs, consistent with the data. There is little improvement on the SM fit, and in fact one can somewhat constrain the supersymmetry breaking parameters [17].
- Heavy  $Z'$  bosons are predicted by many grand unified and string theories. Limits on the  $Z'$  mass are model dependent, but are typically around  $M_{Z'} > 500 - 800$  GeV from indirect constraints from WNC and LEP 2 data, with comparable limits from direct searches at the Tevatron.  $Z$ -pole data severely constrains the  $Z - Z'$  mixing, typically  $|\theta_{Z-Z'}| < \text{few} \times 10^{-3}$ .
- Gauge unification is predicted in GUTs and some string theories. The simplest non-supersymmetric unification is excluded by the precision data. For the MSSM, and assuming no new thresholds between 1 TeV and the unification scale, one can use the precisely known  $\alpha$  and  $\hat{s}_Z^2$  to predict  $\alpha_s = 0.130 \pm 0.010$  and a unification scale  $M_G \sim 3 \times 10^{16}$  GeV [18]. The  $\alpha_s$  uncertainties are mainly theoretical, from the TeV and GUT thresholds, etc.  $\alpha_s$  is high compared to the experimental value, but barely consistent given the uncertainties.  $M_G$  is reasonable for a GUT (and is consistent with simple seesaw models of neutrino mass), but is somewhat below

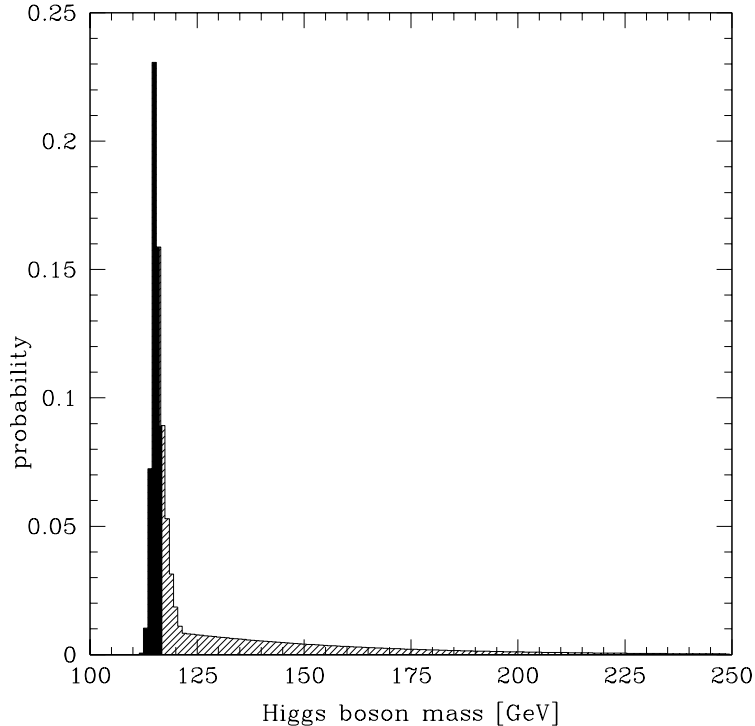


FIG. 3: Probability density for  $M_H$ , including direct LEP 2 data and indirect constraints. From [13].

the expectations  $\sim 5 \times 10^{17}$  GeV of the simplest perturbative heterotic string models. However, this is only a 10% effect in the appropriate variable  $\ln M_G$ . The new exotic particles often present in such models (or higher Kač-Moody levels) can easily shift the  $\ln M_G$  and  $\alpha_s$  predictions significantly, so the problem is really why the gauge unification works so well. It is always possible that the apparent success is accidental (cf., the discovery of Pluto).

#### IV. CONCLUSIONS

The precision  $Z$ -pole, LEP 2, WNC, and Tevatron experiments have successfully tested the SM at the 0.1% level, including electroweak loops, thus confirming the gauge principle, SM group, representations, and the basic structure of renormalizable field theory. The standard model parameters  $\sin^2 \theta_W$ ,  $m_t$ , and  $\alpha_s$  were precisely determined. In fact,  $m_t$  was successfully predicted from its indirect loop effects prior to the direct discovery at the Tevatron, while the indirect value of  $\alpha_s$ , mainly from the  $Z$ -lineshape, agreed with more direct QCD determinations. Similarly,  $\Delta\alpha_{\text{had}}^{(5)}(M_Z)$  and  $M_H$  were constrained. The indirect (loop) effects implied  $M_H \lesssim 191$  GeV, while direct searches at LEP 2 yielded  $M_H > 113.5$  GeV, with a hint of a signal at 115 GeV. This range is consistent with, but does not prove, the expectations of the supersymmetric extension of the SM (MSSM), which predicts a light SM-like Higgs for much of its parameter space. The agreement of the data with the SM imposes a severe constraint on possible new physics at the TeV scale, and points towards decoupling theories (such as most versions of supersymmetry and unification), which typically lead to 0.1% effects, rather than TeV-scale compositeness (e.g., dynamical symmetry breaking or composite fermions), which usually imply deviations of several % (and often large flavor changing neutral currents). Finally, the precisely measured gauge couplings were consistent with the simplest form of grand unification if the SM is extended to the MSSM.

Although the  $Z$ -pole program has ended for the time being, there are prospects for future programs using the Giga- $Z$  option at TESLA or possible other linear colliders, which might yield a factor  $10^2$  more events. This would enormously improve the sensitivity [19], but would also require a large theoretical effort to improve the radiative correction calculations.

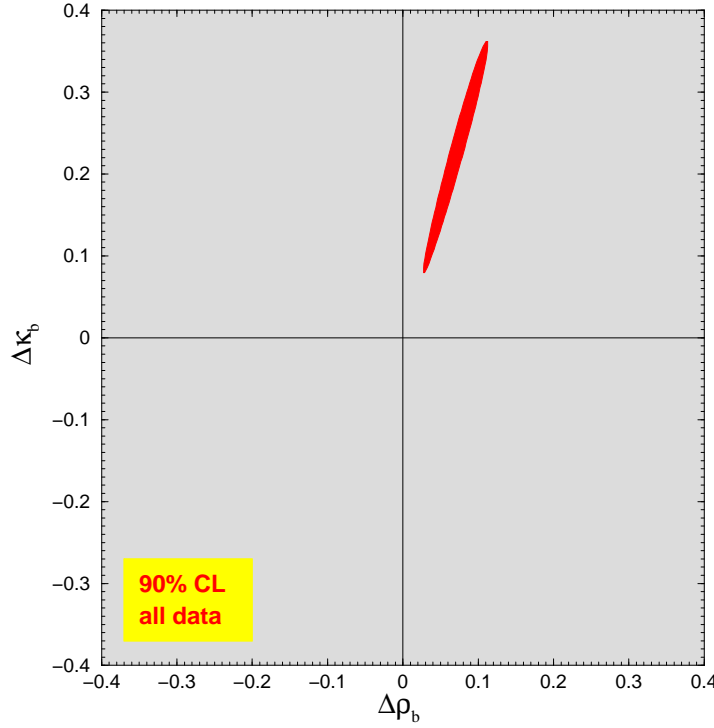


FIG. 4: Regions in new physics parameters suggested by  $A_{FB}(b)$  and  $R_b$ . A very large ( $O(20\%)$ ) vertex correction  $\Delta\kappa_b$  would be required to account for the data by loop effects. Courtesy of Jens Erler.

## APPENDIX A: THE $Z$ LINESHAPE AND ASYMMETRIES

The  $Z$  lineshape measurements determine the cross section  $e^+e^- \rightarrow f\bar{f}$  for  $f = e, \mu, \tau, s, b, c$ , or hadrons as a function of  $s = E_{CM}^2$ . To lowest order,

$$\sigma_f(s) \sim \sigma_f \frac{s\Gamma_Z^2}{(s - M_Z^2)^2 + \frac{s^2\Gamma_Z^2}{M_Z^2}}, \quad (\text{A1})$$

where significant initial state radiative corrections are not displayed.

The peak cross section  $\sigma_f$  is related to the  $Z$  mass and partial widths by

$$\sigma_f = \frac{12\pi}{M_Z^2} \frac{\Gamma(e^+e^-)\Gamma(f\bar{f})}{\Gamma_Z^2}. \quad (\text{A2})$$

The widths are expressed in terms of the effective  $Zf\bar{f}$  vector and axial couplings  $\bar{g}_{V,Af}$  by

$$\Gamma(f\bar{f}) \sim \frac{C_f G_F M_Z^3}{6\sqrt{2}\pi} [|\bar{g}_{Vf}|^2 + |\bar{g}_{Af}|^2], \quad (\text{A3})$$

where  $C_\ell = 1$  and  $C_q = 3$ . Electroweak radiative corrections are absorbed into the  $\bar{g}_{V,Af}$ . There are fermion mass, QED, and QCD corrections to (A3).

The effective couplings in (A3) are defined in the SM by

$$\bar{g}_{Af} = \sqrt{\rho_f} t_{3f}, \quad \bar{g}_{Vf} = \sqrt{\rho_f} [t_{3f} - 2\bar{s}_f^2 q_f], \quad (\text{A4})$$

where  $q_f$  is the electric charge and  $t_{3f}$  is the weak isospin of fermion  $f$ , and  $\bar{s}_f^2$  is the effective weak angle. It is related by ( $f$ -dependent) vertex corrections to the on-shell or  $\overline{\text{MS}}$  definitions of  $\sin^2 \theta_W$  by

$$\bar{s}_f^2 = \kappa_f s_W^2 \text{ (on-shell)} = \hat{\kappa}_f \hat{s}_Z^2 \text{ (}\overline{\text{MS}}\text{)}. \quad (\text{A5})$$

$\rho_f - 1$ ,  $\kappa_f - 1$ , and  $\hat{\kappa}_f - 1$  are electroweak corrections. For  $f = e$  and the known ranges for  $m_t$  and  $M_H$ ,  $\bar{s}_e^2 \sim \hat{s}_Z^2 + 0.00029$ .

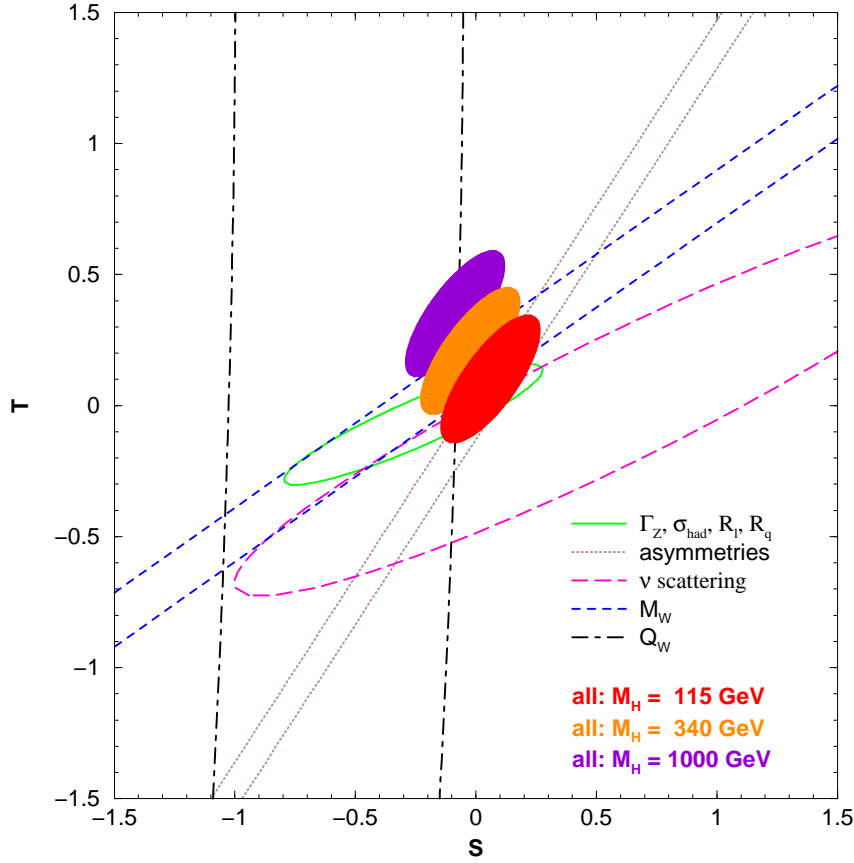


FIG. 5: Allowed regions in  $S$  vs  $T$ . From [3].

It is convenient to define the ratios

$$R_{q_i} \equiv \frac{\Gamma(q_i \bar{q}_i)}{\Gamma(\text{had})}, \quad R_{\ell_i} \equiv \frac{\Gamma(\text{had})}{\Gamma(\ell_i \bar{\ell}_i)}, \quad (\text{A6})$$

which isolate the weak vertices (including the effects of  $\alpha_s$  for  $R_{\ell_i}$ ). In (A6)  $q_i = b, c, s$ ;  $\ell_i = e, \mu, \tau$ ; and  $\Gamma(\text{had})$  is the width into hadrons. The data are consistent with lepton universality, i.e., with  $R_e = R_\mu = R_\tau \equiv R_\ell$ . The partial width into neutrinos or other invisible states is defined by  $\Gamma(\text{inv}) = \Gamma_Z - \Gamma(\text{had}) - \sum_i \Gamma(\ell_i \bar{\ell}_i)$ , where  $\Gamma_Z$  is obtained from the width of the cross section and the others from the peak heights. This allows the determination of the number of neutrinos by  $\Gamma(\text{inv}) \equiv N_\nu \Gamma(\nu \bar{\nu})$ , where  $\Gamma(\nu \bar{\nu})$  is the partial width into a single neutrino flavor. It has become conventional to work with the parameters  $M_Z, \Gamma_Z, \sigma_{\text{had}}, R_\ell, R_b, R_c$ , for which the correlations are relatively small (but still must be included).

The experimenters have generally presented the Born asymmetries,  $A^0$ , for which the off-pole,  $\gamma$  exchange,  $P_{e^-}$ , and (small) box effects have been removed from the data. Important asymmetries include:

$$\begin{aligned} \text{forward - backward :} \quad & A_{FB}^{0f} \simeq \frac{3}{4} A_e A_f, \\ \tau \text{ polarization :} \quad & P_\tau^0 = -\frac{A_\tau + A_e \frac{2z}{1+z^2}}{1 + A_\tau A_e \frac{2z}{1+z^2}}, \\ e^- \text{ polarization (SLD) :} \quad & A_{LR}^0 = A_e, \\ \text{mixed (SLD) :} \quad & A_{LR}^{0FB} = \frac{3}{4} A_f. \end{aligned} \quad (\text{A7})$$

The LEP experiments also measure a hadronic forward-backward charge asymmetry  $Q_{FB}$ . In (A7),  $A_f$  is defined as the ratio

$$A_f \equiv \frac{2\bar{g}_{Vf}\bar{g}_{Af}}{\bar{g}_{Vf}^2 + \bar{g}_{Af}^2} \quad (\text{A8})$$

for fermion  $f$ . The forward-backward asymmetries into leptons allow another (successful) test of lepton family universality, by  $A_{FB}^{0e} = A_{FB}^{0\mu} = A_{FB}^{0\tau} \equiv A_{FB}^{0\ell}$ . In the  $\tau$  polarization,  $z = \cos\theta$ , where  $\theta$  is the scattering angle. The SLD polarization asymmetry  $A_{LR}^0$  for hadrons (or leptons) projects out the initial electron couplings. It is especially sensitive to  $\sin^2\theta_W$  because it is linear in the small  $\bar{g}_{Ve}$ , while the leptonic  $A_{FB}^{0\ell}$  are quadratic. The mixed polarization-FB asymmetry  $A_{LR}^{0FB}$  projects out the final fermion coupling.

## APPENDIX B: RADIATIVE CORRECTIONS

The data are sufficiently precise that one must include high-order radiative corrections, including the dominant two-loop electroweak ( $\alpha^2 m_t^4$ ,  $\alpha^2 m_t^2$ ), dominant 3 loop QCD (and 4 loop estimate), dominant 3 loop mixed QCD-EW, and 2 loop  $\alpha\alpha_s$  vertex corrections.

In including EW corrections, one must choose a definition of the renormalized  $\sin^2\theta_W$ . There are several popular choices, which are equivalent at tree-level, but differ by finite ( $m_t$  and  $M_H$  dependent) terms at higher order. These include

- On shell:  $s_W^2 \equiv 1 - \frac{M_W^2}{M_Z^2}$ ,
- $Z$  mass:  $s_{M_Z}^2 (1 - s_{M_Z}^2) \equiv \frac{\pi\alpha(M_Z)}{\sqrt{2}G_F M_Z^2}$ ,
- $\overline{\text{MS}}$ :  $\hat{s}_Z^2 \equiv \frac{\hat{g}'^2(M_Z)}{\hat{g}'^2(M_Z) + \hat{g}^2(M_Z)}$ ,
- Effective ( $Z$ -pole):  $\bar{s}_f^2 \equiv \frac{1}{4} \left(1 - \frac{\bar{g}_{Vf}}{\bar{g}_{Af}}\right)$ .

The first two are *defined* in terms of the  $Z$  and  $W$  masses; the  $\overline{\text{MS}}$  from the renormalized couplings  $\hat{g}$ ,  $\hat{g}'$ ; and the effective from the observed vertices. Of course, each can be determined experimentally from any observable, given the appropriate SM expressions.  $s_W^2$  is especially simple conceptually, but the value extracted from  $Z$  pole observables has a large  $m_t$  and  $M_H$  dependence. It (along with  $s_{M_Z}^2$ ) is also awkward in the presence of any type of new physics which shifts the values of the physical boson masses. The  $Z$ -pole  $\bar{s}_f^2$  depends on the fermion  $f$  in the final state. The  $\overline{\text{MS}}$  definition is especially useful for comparing with theoretical predictions and for describing non  $Z$ -pole experiments. The values of  $\hat{s}_Z^2$  and  $\bar{s}_f^2$  are less sensitive to most types of new physics than the on-shell definitions. The advantages and drawbacks of each scheme are discussed in more detail in [1, 2].

The expressions for  $M_W$  and  $M_Z$  in the on-shell and  $\overline{\text{MS}}$  schemes are

$$M_W^2 = \frac{(\pi\alpha/\sqrt{2}G_F)}{s_W^2(1 - \Delta r)} = \frac{(\pi\alpha/\sqrt{2}G_F)}{\hat{s}_Z^2(1 - \Delta\hat{r}_W)} \quad (\text{B1})$$

and

$$M_Z^2 = \frac{M_W^2}{c_W^2} = \frac{M_W^2}{\hat{\rho}\hat{c}_Z^2}, \quad (\text{B2})$$

where the other renormalized parameters are the fine structure constant  $\alpha$  (from QED) and the Fermi constant  $G_F$ , defined in terms of the  $\mu$  lifetime.  $\Delta r$ ,  $\Delta\hat{r}_W$ , and  $\hat{\rho} - 1$  collect the radiative corrections involving  $\mu$  decay,  $M_W$ ,  $M_Z$ , and the running of  $\alpha$  up to the  $Z$  pole. In  $\overline{\text{MS}}$ ,  $\Delta\hat{r}_W$  has only weak  $m_t$  and  $M_H$  dependence, and is dominated by the running of  $\alpha$ , i.e.,  $\Delta\hat{r}_W \sim \Delta\alpha + \dots \sim 0.066 + \dots$ . In contrast, the on-shell  $\Delta r$  has an additional large (quadratic)  $m_t$  dependence, which results in a large sensitivity of the observed value of  $s_W^2$  to  $m_t$ . The  $\overline{\text{MS}}$  scheme isolates the large effects in the explicit parameter  $\hat{\rho} \sim 1 + \frac{3G_F m_t^2}{8\sqrt{2}\pi^2} + \dots$ . The various definitions are related by ( $m_t$  and  $M_H$  dependent) form factors  $\kappa$ , e.g.,  $\bar{s}_f^2 = \kappa_f s_W^2 = \hat{\kappa}_f \hat{s}_Z^2$ .

The  $\overline{\text{MS}}$  weak angle  $\hat{s}_Z^2$  can be obtained cleanly from the weak asymmetries. Comparison with  $M_Z$  and  $M_W$  is important for constraining  $M_H$  and new physics. The largest theory uncertainty in the  $M_Z - \hat{s}_Z^2$  relation is the hadronic contribution to the running of  $\alpha$  from its precisely known value  $\alpha^{-1} \sim 137.036$  at low energies, to the electroweak scale, where one expects  $\alpha^{-1}(M_Z) \sim \hat{\alpha}^{-1}(M_Z) + 0.99 \sim 129$ . ( $\hat{\alpha}$  refers to the  $\overline{\text{MS}}$  scheme.) There is a related uncertainty in the hadronic vacuum polarization contribution to the anomalous magnetic moment of the muon. More explicitly, one can define  $\Delta\alpha$  by

$$\alpha(M_Z^2) = \frac{\alpha}{1 - \Delta\alpha}. \quad (\text{B3})$$

Then,

$$\Delta\alpha = \Delta\alpha_\ell + \Delta\alpha_t + \Delta\alpha_{\text{had}}^{(5)} \sim 0.031497 - 0.000070 + \Delta\alpha_{\text{had}}^{(5)}. \quad (\text{B4})$$

The leptonic and  $t$  loops are reliably calculated in perturbation theory, but not  $\Delta\alpha_{\text{had}}^{(5)}$  from the lighter quarks.  $\Delta\alpha_{\text{had}}^{(5)}$  can be expressed by a dispersion integral involving  $R_{\text{had}}$  (the cross section for  $e^+e^- \rightarrow \text{hadrons}$  relative to  $e^+e^- \rightarrow \mu^+\mu^-$ ). Until recently, most calculations were data driven, using experimental values for  $R_{\text{had}}$  up to CM energies  $\sim 40$  GeV, with perturbative QCD (PQCD) at higher energies. However, there are significant experimental uncertainties (and some discrepancies) in the low energy data. A number of recent studies have argued that one could reliably use a combination of theoretical estimates using PQCD and such non-perturbative techniques as sum rules and operator product expansions down to  $\sim 1.8$  GeV, leading to lower uncertainties. The on-shell evaluations use the new resonance data from BES [20] as further input. The recent estimates, which are in very good agreement, are summarized in [3]. One can also determine  $\Delta\alpha_{\text{had}}^{(5)}$  directly from the precision fits (Section II).

### ACKNOWLEDGMENTS

This work was supported by the W. M. Keck Foundation as a Keck Visiting Professor at the Institute for Advanced Study, by the Monell Foundation, and by the U.S. Department of Energy grant DOE-EY-76-02-3071. It is a pleasure to thank Jens Erler for his collaboration.

- 
- [1] The early era is described in more detail in P. Langacker, hep-ph/0102085, to be published in the proceedings of *50 Years of Electroweak Physics: A Symposium in Honor of Professor Alberto Sirlin's 70th Birthday*, Oct 2000.
  - [2] For complete references, see J. Erler and P. Langacker, *Electroweak Model and Constraints on New Physics*, in *Review of Particle Physics*, D. E. Groom *et al.*, Eur. Phys. J. **C15**, 1 (2000) and [3]; *Precision Tests of the Standard Electroweak Model*, ed. P. Langacker (Singapore, World, 1995); P. Langacker, M. Luo and A. K. Mann, Rev. Mod. Phys. **64**, 87 (1992).
  - [3] The results presented here are based on the 2001 update of *Electroweak Model and Constraints on New Physics*, J. Erler and P. Langacker, to appear in <http://pdg.lbl.gov/>.
  - [4] J. E. Kim *et al.*, Rev. Mod. Phys. **53**, 211 (1981).
  - [5] U. Amaldi *et al.*, Phys. Rev. **D 36**, 1385 (1987).
  - [6] G. Costa *et al.*, Nucl. Phys. **B297**, 244 (1988).
  - [7] P. Langacker, Comments Nucl. Part. Phys. **19**, 1 (1989).
  - [8] The LEP Collaborations ALEPH, DELPHI, L3, OPAL, the LEP Electroweak Working Group and the SLD Heavy Flavour and Electroweak Groups: D. Abbaneo *et al.*, , hep-ex/0103048. Preliminary (spring 2001) results are given in LEPEWWG/2001-01 and in E. Tournefier, hep-ex/0105091. Figures and other materials are available at <http://www.cern.ch/LEPEWWG/>.
  - [9] J. Erler, hep-ph/0005084. GAPP and fit results are available at [www.physics.upenn.edu/~erler/electroweak/](http://www.physics.upenn.edu/~erler/electroweak/).
  - [10] ZFITTER: D. Bardin *et al.*, , Comput. Phys. Commun. **133**, 229 (2001) and references therein.
  - [11] J. Erler, Phys. Rev. D **59**, 054008 (1999).
  - [12] J. Erler and M. Luo, Phys. Rev. Lett. **87**, 071804 (2001).
  - [13] J. Erler, Phys. Rev. D **63**, 071301 (2001).
  - [14] G. Degrossi, hep-ph/0102137.
  - [15] M. S. Chanowitz, hep-ph/0104024.
  - [16] For a recent detailed analysis, see D. Choudhury, T.M.P. Tait, and C.E.M. Wagner, hep-ph/0109907.
  - [17] J. Erler and D. M. Pierce, Nucl. Phys. **B526**, 53 (1998).
  - [18] P. Langacker and N. Polonsky, Phys. Rev. **D 52**, 3081 (1995).
  - [19] J. Erler, S. Heinemeyer, W. Hollik, G. Weiglein and P. M. Zerwas, Phys. Lett. **B486**, 125 (2000).
  - [20] G.S.Huang, hep-ex/0105074.