

## Stringent neutron-star limits on large extra dimensions

Steen Hannestad

NORDITA, Blegdamsvej 17, 2100 Copenhagen, Denmark

Georg G. Raab

Max-Planck-Institut für Physik (Werner-Heisenberg-Institut), Föhringer Ring 6, 80805 München, Germany  
(May 21, 2019)

Supernovae (SNe) are copious sources for Kaluza-Klein gravitons which are generic for theories with large extra dimensions. These massive particles are produced with average velocities  $\sim 0.5c$  so that many of them are gravitationally retained by the SN core. Every neutron star thus has a halo of KK gravitons which decay into  $\nu$ ,  $e^+e^-$  and  $\gamma$  on time scales  $\sim 10^9$  years. The EGRET  $\gamma$ -ray limits ( $E \sim 100$  MeV) for nearby neutron stars constrain the compactification scale for  $n = 2$  extra dimensions to  $M > 500$  TeV, and  $M > 30$  TeV for  $n = 3$ . The upcoming GLAST satellite is a factor  $\sim 30$  more sensitive and thus may detect KK decays, for example at the nearby neutron star RX J185635-3754. The requirement that neutron stars are not excessively heated by KK decays implies  $M > 1600$  TeV for  $n = 2$ , and  $M > 60$  TeV for  $n = 3$ .

PACS numbers: 11.10.Kk, 98.70.Vc, 12.10.-g

Introduction. Theories with large extra dimensions are a widely discussed alternative to solve the hierarchy problem of particle physics [1,5]. Apart from cosmology [6,7], the most restrictive limits on the size of the extra dimensions derive from astrophysical arguments. The existence of Kaluza-Klein gravitons, particles with an essentially continuous spectrum of masses, is a generic feature of the new theory. Even though the KK states couple with the strength of ordinary gravitons, the large number of modes implies that stars are copious sources for these particles [8]. Until recently, the most restrictive limit derived from the requirement that the SN 1987A neutrino signal was not unduly shortened by the energy loss from KK gravitons, i.e. the requirement that the fraction of energy carried away by these particles obeys  $f_{KK} < 0.5$  [9,12]. For  $n = 2$  or 3 extra dimensions, this constraint translates into limits on the compactification scale  $M$  summarized in Table I. (One extra dimension is already excluded by other arguments.)

We recently obtained much more restrictive limits when taking KK graviton decays into account [13]. Most of the KK states are produced with masses near the kinematical threshold. For a SN core with  $T \sim 30$  MeV this implies  $m \sim 100$  MeV so that the only decay channels are  $\nu$ ,  $e^+e^-$  and  $\gamma$  with  $\Gamma = \frac{1}{2} \Gamma_{e^+e^-} = \frac{1}{6} \Gamma_{\gamma} \sim 6 \cdot 10^9 \text{ yr} (m/100 \text{ MeV})^3$  [4]. The cosmic  $\gamma$ -ray background measured by the EGRET satellite then yields the limits shown in Table I, using all SNe in the universe as sources. Of course, this argument depends on the assumption that there are no fast invisible decay channels into other KK excitations (this could be the case for non-toroidal compactification [14]), and also that the graviton emission is not suppressed as in some models [15].

We presently show that even more restrictive constraints can be obtained by using the EGRET  $\gamma$ -ray limits

for young nearby SN remnants such as Cas A, and more importantly, from nearby neutron stars. The former case is a straightforward extension of our previous limits, except that we use a specific nearby SN remnant as a source. For SN 1987A the resulting limits are less restrictive because of its relatively large distance of 50 kpc. For a closer-by case such as Cas A (3.4 kpc) which exploded about 320 years ago, the limits are comparable to the cosmic case. The key ingredient of this argument is that even 320 years after the explosion the decay photons come from the direction of Cas A within the EGRET angular resolution.

The kinetic energy of the thermally produced KK gravitons is small so that a large fraction of those produced in the hot inner SN core remain gravitationally trapped. Therefore, every neutron star is surrounded by a halo of KK gravitons which is dark except for the decays into  $\sim 100$  MeV neutrinos,  $e^+e^-$  pairs and  $\gamma$ -rays.

TABLE I. Constraints from SNe and neutron stars.

Observation & Object	$f_{KK}^{max}$		$M^{min}$ [TeV]		
	$n = 2$	$n = 3$	$n = 2$	$n = 3$	
Neutrino signal					
SN 1987A [9][12]	0.5	0.5	31	2.75	
EGRET $\gamma$ -ray limits					
Cosmic SNe [13]	0.5	$10^{-2}$	$10^{-2}$	84	7
Cas A	0.8	$10^{-2}$	$10^{-2}$	87	8
PSR J0953+ 0755	2.2	$10^{-5}$	$10^{-5}$	360	22
RX J185635(3754	0.5	$10^{-5}$	$1.8 \cdot 10^{-6}$	540	31
Neutron star excess heat					
PSR J0953+ 0755	0.5	$10^{-7}$	$10^{-7}$	1680	60
GLAST $\gamma$ -ray sensitivity					
RX J185635(3754	1	$10^{-7}$	$10^{-7}$	1300	60

Since neutron stars are observed as close as 60 pc, one gains a huge flux factor relative to Cas A, considerably improving the previous limits.

An interesting aspect of this chain of arguments is that future  $\gamma$ -ray telescopes such as GLAST are actually in a position to find a signature for KK graviton decays from nearby neutron stars.

However, this possibility may be somewhat marginal in view of yet more restrictive limits. The KK decays in and around the neutron star provide a heat source which prevents its cooling below a level where its thermal emission is comparable to the KK heating. The low measured luminosity of some pulsars suggests a KK heating rate so low that GLAST may be just about able to detect KK decays at the close neutron star RX J185635-3754.

Supernova remnant Cas A. We begin with the simple case of Cas A which is thought to be the remnant of Flamsteed's supernova of 1680. Recently the CHANDRA x-ray satellite has unambiguously observed the compact remnant, a non-pulsing thermal x-ray source [16], so that Cas A is indeed the remnant of a core-collapse SN. At a distance of 3.4 kpc it is the closest of the historical core-collapse SNe except for the Crab (2 kpc) which, however, is a strong EGRET source and as such less useful to place  $\gamma$ -ray limits on KK decays.

The EGRET experiment on the Compton Gamma Ray Observatory has made a full sky survey for  $\gamma$ -ray sources in the 30 MeV {10 GeV range [17]{19}. No source was detected close to the site of Cas A, implying a point-source flux limit of

$$E > 100 \text{ MeV} < 5 \cdot 10^8 \text{ cm}^2 \text{ s}^{-1} : \quad (1)$$

Photons in this energy band would have come from graviton decays with  $m > 200 \text{ MeV}$ . Assuming a SN core temperature of 30 MeV, KK gravitons in this mass range would have been produced with an average velocity of  $\sim 0.5c$ , and those which escape the gravitational potential would end up being much slower. Therefore, in 320 years the KK graviton cloud would have expanded no further than about 150 lyr or 50 pc, corresponding to an angular extent of about  $1.5^\circ$ . Since the EGRET beam width at these energies is about  $5^\circ$ , the KK cloud is indeed equivalent to a point source.

The expected  $\gamma$ -ray flux from this cloud is written as

$$\frac{d}{dz} = 2f_{KK}(z) \frac{E_{TOT}}{hE_{KK}} \frac{dN}{dz} \frac{1}{4d^2} \\ = 1.4 \cdot 10^2 \text{ cm}^2 \text{ s}^{-1} f_{KK} d_{kpc}^2 T_{30}^2 \cdot z^3 \frac{dN}{dz}; \quad (2)$$

where  $z = E/T$  with  $T$  the average temperature of the protoneutron star and  $\frac{dN}{dz}$  the decay rate of gravitons with the mass  $m = 2E$ .  $E_{TOT}$  is the total energy emitted by the SN, taken to be  $3 \cdot 10^{53}$  erg, and  $f_{KK}$  the fraction emitted in the form of KK gravitons.  $hE_{KK}$  is

is the mean KK energy,  $\frac{dN}{dz}$  the normalized photon distribution, and  $d$  the distance to the source. Further,  $T_{30} = T/30 \text{ MeV}$  and  $\frac{dN}{dz} = hE_{KK}^{-1} T^n$ , where  $n = 4/25$  for  $n = 2$  and  $n = 5/42$  for  $n = 3$ . We neglect the kinetic energy of the KK gravitons so that  $E = m = 2E$ , and we also neglect the Lorentz factor in the decay lifetime. These approximations have no significant impact on our results. The relevant emission process is nucleon bremsstrahlung  $N + N \rightarrow N + N + KK$ ; we use the emission rate provided in [11].

Assuming an average temperature  $T = 30 \text{ MeV}$  for the SN core, the luminosity of the KK cloud of Cas A is about  $f_{KK} 1.0 \cdot 10^4 L$  for  $n = 2$  and  $f_{KK} 2.0 \cdot 10^4 L$  for  $n = 3$ . The expected flux at Earth is

$$E > 100 \text{ MeV} = f_{KK} \begin{matrix} 6.0 \cdot 10^6 \text{ cm}^2 \text{ s}^{-1} & \text{for } n = 2, \\ 1.6 \cdot 10^5 \text{ cm}^2 \text{ s}^{-1} & \text{for } n = 3. \end{matrix} \quad (3)$$

Comparing this with the EGRET limit of Eq. (1) constrains  $f_{KK}$  and the compactification scale at a comparable level to the cosmic SNe (Table I).

Neutron Stars. The gravitational potential at the surface of a neutron star with mass  $M$  and radius  $R$  is  $\Phi_R = G_N M/R = 0.154 (M/M_\odot) (10 \text{ km}/R)$ . The escape velocity from this location is

$$v_{esc} = \sqrt{\frac{2\Phi_R}{c^2}} = 0.55 \sqrt{\frac{M/M_\odot}{R/10 \text{ km}}} : \quad (4)$$

This is similar to the average speed of the thermally produced KK gravitons so that a SN core retains a large fraction of these particles within a halo of geometric dimensions of a few  $R$ . This halo will continue to shine in  $\gamma$ -rays from KK decay even a long time after the original SN explosion.

In order to calculate the expected flux we use Eq. (2), taking into account two additional factors. One is  $F(z)$ , the fraction of KK-gravitons trapped close to the neutron star, which depends on the KK-mass and thus on  $z$ . To calculate  $F(z)$  we used  $R = 12 \text{ km}$  and  $M = 1.4 M_\odot$ , corresponding to an escape velocity of  $0.59c$ . In Fig. 1 we show  $F(z)$  as a function of  $z$ . Note that it depends on  $z$ , but not on  $n$ . The differential energy-loss rate as a function of  $z = E/T$  was shown in Fig. 1 of [13]. Depending on  $n$  it peaks for  $z = 2/4$ , implying an average retention fraction of about  $1/2$ .

A second effect is that for old pulsars many of the gravitons have decayed already, reducing the present-day source strength. Therefore, the second factor is  $\exp(-t_{NS}/\tau(z))$  with  $\tau(z)$  the total lifetime of the relevant KK mode and  $t_{NS}$  the age of the neutron star.

Based on this reasoning we show in Table II the limits on  $f_{KK}$  obtained from several nearby neutron stars. The closest and youngest case, RX J185635-3754, is a non-pulsing, thermal x-ray source. The parallax of the optical

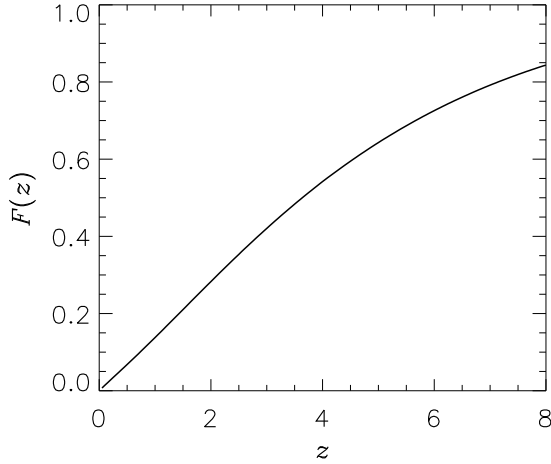


FIG. 1. The trapping fraction of KK-gravitons,  $F(z)$ , shown as a function of  $z$ .

TABLE II. Constraints on  $f_{KK}$  from nearby neutron stars.

Object	Ref.	d [kpc]	$t_{NS}$ [ $10^6$ yr]	$f_{KK}^{max} \cdot 10^5$	
				$n = 2$	$n = 3$
RX J185635-3754	[20]	0.06	1.2	0.48	0.18
PSR J0108-1431	[21]	0.1	160	5.3	2.4
PSR J0953+0755	[22]	0.12	17	2.2	0.89
PSR J1932+1059	[23]	0.17	3.1	3.8	1.5

counterpart has been measured, yielding a distance of 60 pc. The closest EGRET source to this neutron star is 3EG J1847-3219 at an angular distance of about  $6.2^\circ$ , far enough away to allow for useful  $\gamma$ -ray limits. We have not used PSR J0437-4715 [24] ( $d = 0.14$  kpc) because it is very old so that much of the original KK population would have decayed already.

The limits from all of these neutron stars are comparable so that one need not rely on any particular case for an approximate overall constraint on large extra dimensions. For the two most restrictive cases we give the corresponding limits on the compactification scale in Table I. These are by far the most restrictive limits on large extra dimensions.

The GLAST  $\gamma$ -ray satellite [25], to be launched in 2006, will have a point-source flux sensitivity of  $\sim 1.5 \cdot 10^{-9} \text{ cm}^{-2} \text{ s}^{-1}$ . For the neutron star RX J185635-3754 this corresponds to a detection limit of  $f_{KK} \sim 10^{-7}$  for  $n = 2$  and  $\sim 0.5 \cdot 10^{-7}$  for  $n = 3$ . Using  $f_{KK} = 10^{-7}$  we show in Fig. 2 the expected  $\gamma$ -ray flux if the average SN core temperature was 30 MeV.

Neutron star heating by KK-decays. Several older, isolated neutron stars seem to have surface temperatures much higher than expected in standard cooling models [26,27]. The pulsars PSR J0953+0755 and PSR J1932+1059 have both been observed with the HST and radiation has been detected which is interpreted as al-

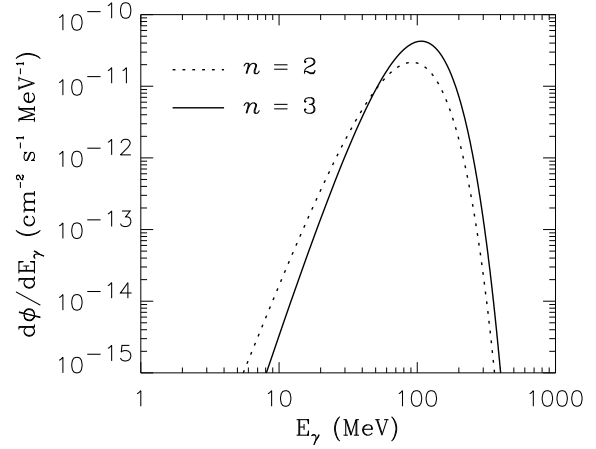


FIG. 2. The  $\gamma$ -ray flux from RX J185635-3754 for  $f_{KK} = 10^{-7}$  and an assumed SN core temperature of 30 MeV.

most thermal emission from the neutron star surface. In particular for PSR J0953+0755 the surface temperature is tightly constrained to be  $T = (7 \pm 1) \cdot 10^4$  K. Standard cooling models predict a much lower temperature for a neutron star of this age. Several models have been proposed to explain this excess heating which appears to be of order  $10^5 L_\odot$  [27]. One promising explanation involves friction between the crust of the neutron star and the superfluid interior as an internal heat source.

However, the excess heat can also be generated by the cloud of KK-gravitons surrounding the neutron star. A flux of  $\gamma$ -rays, electrons, positrons, and neutrinos continuously hit the neutron star and heat it. (Note that a neutron star is not transparent for neutrinos in the 100 MeV range. Note also that the charged particles may be channelled to the polar caps by magnetic fields.) In Fig. 3 we show the estimated heating rate from KK-decays as a function of the neutron star age. The heating rates plotted in the figure only include heating by gamma-rays, not electrons, positrons, and neutrinos, so that the true heating rate could be higher by a factor of a few. PSR J0953+0755 is quite young and the energy deposited on the neutron star is therefore  $200\text{--}300 L_\odot f_{KK}$ . For the heating not to exceed the observed luminosity one would need to require  $f_{KK} < 5 \cdot 10^{-8}$ , by far the most restrictive limit. We stress that the exact number is uncertain within a factor of a few, both because the calculation of neutron star heating by KK-decays involves some uncertainties, and because the temperature measurement of the neutron star could be more uncertain than the quoted error bars. Even so, the bound from considering neutron star heating is much more restrictive than the EGRET limit.

Interestingly, this result implies that if neutron-star heating is indeed due to KK-decays, then the relevant level of KK emission from a SN core is where the GLAST

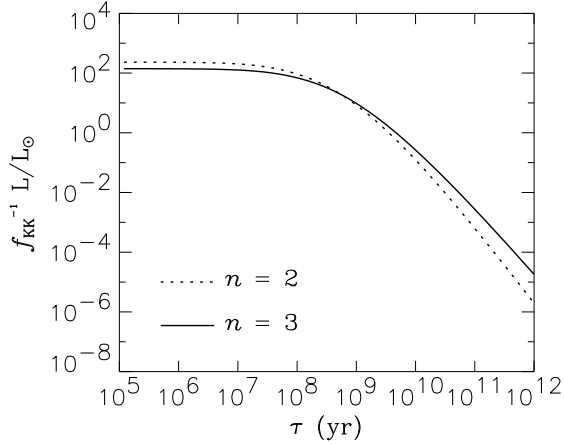


FIG. 3. The heating luminosity of a neutron star due to KK-decays as a function of age.

satellite may just about observe KK decays directly from RX J185635-3754.

**Summary.** A large fraction of the KK gravitons produced by a SN core are gravitationally retained in a cloud surrounding the neutron star. The decay time of these particles is of order  $10^9$  years, the dominant modes have masses of order 100 MeV. Therefore, neutron stars should shine brightly in 100 MeV rays, contrary to observations with the EGRET satellite, allowing us to derive the most restrictive limits on large extra dimensions. In addition, the excess heating of neutron stars caused by the KK cloud prevents neutron stars from cooling below a certain temperature. The observed low luminosity of neutron stars provides even more restrictive limits on the compactification scale. However, it is still possible that the future GLAST satellite will observe 100 MeV rays from nearby neutron stars such as RX J185635-3754 and thereby establish a signature for large extra dimensions.

For  $n = 2$  our present limits  $M > 500\{1600$  TeV put the compactification scale far above the weak unification scale. If large extra dimensions solve the hierarchy problem,  $M$  should not exceed  $10\{100$  TeV, a requirement which already excludes the  $n = 1$  case. Our new limits suggest that the  $n = 2$  case is also no longer plausible, and even  $n = 3$  now seems less appealing. Of course, our limits for  $n > 1$  only apply for a situation where all extra dimensions have the same compactification radius. In the general case the bounds could be much less restrictive.

**Acknowledgments.** In Munich, this work was partly supported by the Deutsche Forschungsgemeinschaft under grant No. SFB 375 and the ESF network Neutrino Astrophysics. We thank Thomas Janka for calling our attention to the neutron star RX J185635-3754 and Thomas Tauris for discussions on nearby neutron stars.

We thank Lars Bergström and Gia Dvali for helpful comments on the manuscript.

- 
- [1] N. Arkani-Hamed, S. Dimopoulos and G. Dvali, Phys. Lett. B 429, 263 (1998) [hep-ph/9803315].
  - [2] I. Antoniadis, N. Arkani-Hamed, S. Dimopoulos and G. Dvali, Phys. Lett. B 436, 257 (1998) [hep-ph/9804398].
  - [3] N. Arkani-Hamed, S. Dimopoulos and G. Dvali, Phys. Rev. D 59, 086004 (1999) [hep-ph/9807344].
  - [4] T. Han, J. D. Lykken and R. Zhang, Phys. Rev. D 59, 105006 (1999) [hep-ph/9811350].
  - [5] G. F. Giudice, R. Rattazzi and J. D. Wells, Nucl. Phys. B 544, 3 (1999) [hep-ph/9811291].
  - [6] L. J. Hall and D. R. Smith, Phys. Rev. D 60, 085008 (1999) [hep-ph/9904267].
  - [7] S. Hannestad, Phys. Rev. D 64, 023515 (2001) [hep-ph/0102290].
  - [8] S. Cassisi, V. Castellani, S. Degl'Innocenti, G. Fiorentini and B. Ricci, Phys. Lett. B 481, 323 (2000) [astro-ph/0002182].
  - [9] S. Cullen and M. Perelstein, Phys. Rev. Lett. 83, 268 (1999) [hep-ph/9903422].
  - [10] V. Barger, T. Han, C. Kao and R. J. Zhang, Phys. Lett. B 461, 34 (1999) [hep-ph/9905474].
  - [11] C. Hanhart, D. R. Phillips, S. Reddy and M. J. Savage, Nucl. Phys. B 595, 335 (2001) [nucl-th/0007016].
  - [12] C. Hanhart, J. A. Pons, D. R. Phillips and S. Reddy, astro-ph/0102063.
  - [13] S. Hannestad and G. Raelt, Phys. Rev. Lett. 87, 051301 (2001) [hep-ph/0103201].
  - [14] N. Kaloper, J. March-Russell, G. D. Starkman and M. Trodden, Phys. Rev. Lett. 85, 928 (2000) [hep-ph/0002001].
  - [15] G. R. Dvali, G. Gabadadze, M. Kolanovic and F. Nitti, Phys. Rev. D 64, 084004 (2001) [hep-ph/0102216].
  - [16] H. Tananbaum, IAU Circ. No. 7246 (1999).
  - [17] D. J. Thompson et al., Astrophys. J. Suppl. 101, 259 (1995).
  - [18] D. J. Thompson et al., Astrophys. J. Suppl. 107, 227 (1996).
  - [19] R. C. Hartman et al., Astrophys. J. Suppl. 123, 79 (1999).
  - [20] F. M. Walter, S. J. Walk and R. Neuhauser, Nature 379, 233 (1996); F. M. Walter and L. D. Matthews, Nature 389, 358 (1997); F. M. Walter, Astrophys. J. 549, 433 (2001).
  - [21] T. M. Tauris et al., Astrophys. J. Lett. 428, L53 (1994).
  - [22] J. D. Pilkington et al., Nature 218, 126 (1968).
  - [23] M. I. Large, A. E. Vaughan and R. W. Leebinski, Nature 220, 753 (1968).
  - [24] S. Johnston et al., Nature 361, 613 (1993).
  - [25] See for instance the URL [www-glast.stanford.edu](http://www-glast.stanford.edu)
  - [26] G. G. Pavlov, G. S. Stringfellow and F. A. Cordova, Astrophys. J. 467, 370 (1996).
  - [27] M. B. Larson and B. Link, Astrophys. J. 521, 271 (1999).