

Search for Second Neutral Pion

W. A. Perkins

*Perkins Advanced Computing Systems,
12303 Hidden Meadows Circle, Auburn, CA 95603, USA
E-mail: wperkins@aub.com*

There is evidence of a second neutral pion from: (1) the anomalous branching ratios in the reactions $\bar{p}p \rightarrow \pi\pi$ and $\bar{p}d \rightarrow \pi\pi N$, and (2) the 1960's results of Tsai-Chü *et al.* for antinucleon annihilation stars in emulsions. The anomaly of (1) is eliminated if the two neutral pions in the reactions $\bar{p}p \rightarrow \pi^0\pi^0$ and $\bar{p}d \rightarrow \pi^0\pi^0 n$ are not identical. Tsai-Chü *et al.* observed a second neutral pion that “decays more rapidly into electron pairs with larger opening angles and more frequently into double pairs.” One antineutron annihilation event produced three neutral particles (each with a mass of 135 ± 14 MeV), and each decayed into four electrons with much wider opening angles than those of the internal conversion electrons seen in π^0 decays. The larger opening angles and much more frequent double pair production could be caused by neutral pions with a lifetime so short that they sometimes decay into photon pairs before they can leave the annihilation nucleus (e.g., Ag) of the emulsion. We discuss several methods of searching for this second neutral pion.

PACS numbers: 14.40.Aq, 13.75.Cs, 11.30.Er

I. INTRODUCTION

There is significant experimental evidence that capture and annihilation reactions occur predominately from atomic S states in liquid hydrogen. The anomalously large fraction of antiproton annihilations proceeding from P states in two sets of reactions ($\bar{p}p \rightarrow \pi\pi$ and $\bar{p}d \rightarrow \pi\pi N$) is not measured directly, but is inferred using the theoretical argument that $\bar{p}p \rightarrow \pi^0\pi^0$ cannot occur from a $\bar{p}p$ atomic S state. However, if the two π^0 's are not identical, $\bar{p}p \rightarrow \pi_L^0\pi_S^0$ and $\bar{p}d \rightarrow \pi_L^0\pi_S^0 n$ can occur from an atomic S states, and there is no anomaly. We denote the usual π^0 that decays in $\sim 10^{-16}$ s by π_L^0 and a second neutral pion that decays with a much shorter lifetime by π_S^0 .

The rules governing the $\bar{p}p \rightarrow \pi\pi$ reactions are discussed in Sec. II, while the experimental evidence of the anomaly is given in Sec. III. In Sec. IV we present a slightly different interpretation of Tsai-Chü *et al.* results. Their main point, that a second neutral pion with a very short lifetime exists, is unchanged. Whereas they assumed that the observed electrons came directly from the decay of this second neutral pion, π_S^0 , we suggest that the observed electrons come from pair production inside the annihilation nucleus. Our interpretation has the advantage of explaining why such electron pairs and double pairs are not seen in \bar{p} annihilation in hydrogen and deuterium. (These electron pairs are not Dalitz pairs as discussed in Sec. IV.)

Experimental tests that can show the existence of two distinct π^0 are discussed in Sec. V as well as another test (based on the results of Tsai-Chü *et al.*) which can prove the existence

and determine the lifetime of this second neutral pion.

II. ALLOWED ANTIPROTON-PROTON REACTIONS

The conservation of angular momentum, parity, and charge parity determine the allowed reactions in which protonium annihilates into two pions. The eigenvalues of parity and charge parity of a fermion-antifermion pair are given by [1],

$$\begin{aligned}\omega_{Parity} &= (-1)^{X+1}, \\ \omega_{Charge\ parity} &= (-1)^{X+s},\end{aligned}\tag{1}$$

where X is the relative orbital angular momentum of the two particles and s is the spin of the fermion-antifermion system. The eigenvalues of parity and charge parity of a two pion system are given by [1],

$$\begin{aligned}\omega_{Parity} &= (-1)^Y, \\ \omega_{Charge\ parity} &= (-1)^Y,\end{aligned}\tag{2}$$

where Y is the relative orbital angular momentum of the two pions.

TABLE I. Initial state of $\bar{p}p$ Atom

State	J	Parity	Charge parity
1S_0	0	-1	+1
3S_1	1	-1	-1
3P_0	0	+1	+1
1P_1	1	+1	-1
3P_1	1	+1	+1
3P_2	2	+1	+1

TABLE II. Final state of $\pi^0\pi^0$ System

State	J	Parity	Charge parity	Comment
S_0	0	+1	+1	Y=0
D_2	2	+1	+1	Y=2

TABLE III. Final state of $\pi^+\pi^-$ System

State	J	Parity	Charge parity	Comment
S_0	0	+1	+1	Y=0
P_1	1	-1	-1	Y=1
D_2	2	+1	+1	Y=2

For the $\pi^0\pi^0$ system there are further constraints. Because of Bose statistics, the state of two identical pions must be symmetric under interchange. Thus Y must be even and both parity and charge parity must be $+1$ for the $\pi^0\pi^0$ system. From these considerations we obtain Tables I–III for initial and final states.

Using conservation of parity, charge parity, and total angular momentum in matching the initial and final states, we determine the allowed reactions:

$$\begin{aligned} \bar{p}p(^3S_1) &\rightarrow \pi^+\pi^-(P_1), \\ \bar{p}p(^3P_0) &\rightarrow \pi^0\pi^0(S_0), & \bar{p}p(^3P_0) &\rightarrow \pi^+\pi^-(S_0), \\ \bar{p}p(^3P_2) &\rightarrow \pi^0\pi^0(D_2), & \bar{p}p(^3P_2) &\rightarrow \pi^+\pi^-(D_2). \end{aligned} \quad (3)$$

Thus we see that the reaction $\bar{p}p \rightarrow \pi^0\pi^0$ cannot occur from an atomic S state of the $\bar{p}p$ system if the two π^0 's are identical. In order to match the initial 3S_1 state of $\bar{p}p$, the $\pi^0\pi^0$ system needs a P_1 state with parity $= -1$ and charge parity $= -1$ as shown on the second line of Table III for the $\pi^+\pi^-$ system. The big difference in those eigenvalues between the $\pi^+\pi^-$ system and the $\pi^0\pi^0$ system is caused by the two π^0 's being identical while the π^+ and π^- are not.

If the π^0 's are different, there is no requirement that the state of two π^0 's must be symmetric under interchange. Therefore, Y can be odd for some $\pi_L^0\pi_S^0$ states just as for the $\pi^+\pi^-$ system, leading to a P_1 state with parity of -1 . The charge parity also depends upon the relative angular momentum of the two particles. Thus, the charge parity becomes the same as in the $\pi^+\pi^-$ case, given by Eq. (2), and the reaction,

$$\bar{p}p(^3S_1) \rightarrow \pi_L^0\pi_S^0(P_1) \quad (4)$$

is allowed.

III. NEED FOR TWO NEUTRAL PIONS TO EXPLAIN ANOMALOUS BRANCHING RATIOS

We will briefly review what happens when an antiproton or some other negatively charged particle is slowed down in liquid H_2 and is captured in a Bohr orbit by a proton. This is illustrated in Fig. 1. Typically, the incoming negatively charged particle is initially captured in an orbit with principle quantum number $n \approx 30$ and with high orbital angular momentum, X . Collisional deexcitations and radiative transitions transform the atom to lower n and X values. The electrically neutral atom can then penetrate neighboring atoms and experience the electric field of the protons. This causes Stark effect transitions between the degenerate orbital angular momentum states. The rates for radiative transition and nuclear absorption (or annihilation) from P states are small in comparison with the rate that the Stark effect populates the S state. Since S-state absorption (or annihilation) can happen from high n values, the atom is unlikely to deexcite to low n values for which P state nuclear absorption (or annihilation) is more important.

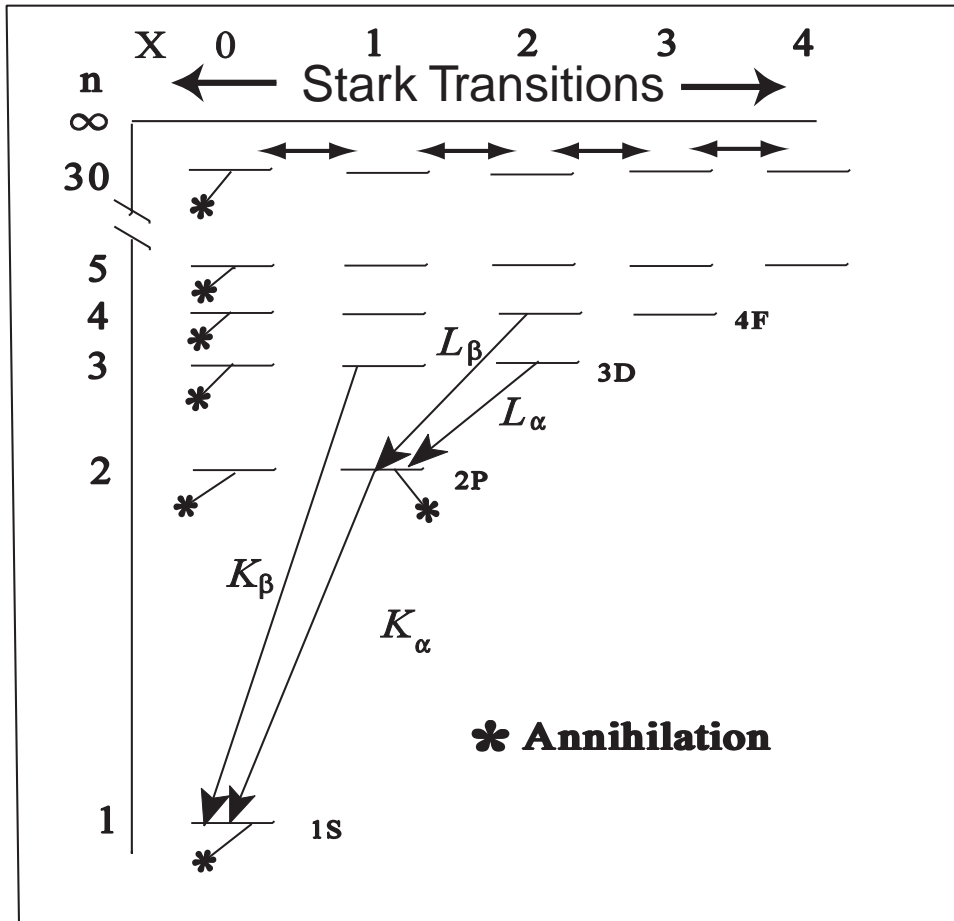


FIG. 1. Levels of atomic orbital states for a negatively charged particle and a proton with principle quantum number n and orbital angular momentum X . It shows the effect of Stark transitions on different X states, radiative deexcitations, and levels from which nuclear absorption or annihilation are likely.

Thus, according to theory [2,3] absorption will occur predominantly from S states for π^- and K^- . In 1960, Desai [4] concluded, “Rough calculations indicate that for protonium also the capture will take place predominantly from S states.”

There is also strong experimental evidence that S-state capture dominates in liquid H_2 . The reactions $\pi^- p$ [5,6], $K^- p$ [7,8], and $\Sigma^- p$ [9] have been studied. Since these negatively-charged particles decay, one can determine the nuclear absorption time by observing the fraction which decay. The cascade times are about two orders of magnitude shorter than would be required for radiative deexcitation. Because the antiproton does not decay, such a measurement is not possible. Since the short cascade times for π^- , K^- , and Σ^- cannot be explained without recourse to the Stark effect, the Stark effect must also play a role in the $\bar{p} p$ case.

There is some direct evidence of S-state domination in $\bar{p}p$ reactions. It has been determined [10] that $\bar{p}p \rightarrow KK < 6\%$ from P states with a 95% confidence level. From the ρ decay angular distribution, it has been determined [11,12] that $\bar{p}p \rightarrow \pi^+\pi^-\pi^0 < 5\%$ from P states. Thus the experimental evidence strongly supports S-state domination for $\bar{p}p$ reactions.

We will first look at the experimental results for $\bar{p}p \rightarrow \pi\pi$. In liquid hydrogen the branching ratio for $\bar{p}p \rightarrow \pi^+\pi^-$ is $(32 \pm 1) \times 10^{-4}$ [13,14], while measurements of the branching ratio for $\bar{p}p \rightarrow \pi^0\pi^0$ are given in Table IV.

The experimental results obtained with the Crystal Barrel detector are likely to be the most accurate. As they noted in their paper [20], “Owing to our large detection efficiency and small background our result is least likely influenced by undetected systematic errors. The reliability of the result is strengthened by the internal consistency of a large set of two-body branching ratios measured with the Crystal Barrel detector and their agreement with previous determinations, especially with bubble chamber data.”

Assuming that the two π^0 's in the reaction $\bar{p}p \rightarrow \pi^0\pi^0$ are identical, one can calculate the fraction of annihilations proceeding from P states, $P_{LH}(\pi\pi)$, for $\bar{p}p \rightarrow \pi\pi$ as follows,

$$P_{LH}(\pi\pi) = \frac{BR(\bar{p}p \rightarrow \pi^+\pi^-)_P + BR(\bar{p}p \rightarrow \pi^0\pi^0)_P}{BR(\bar{p}p \rightarrow \pi^+\pi^-)_{S\&P} + BR(\bar{p}p \rightarrow \pi^0\pi^0)_P}. \quad (5)$$

Assuming charge independence,

$$BR(\bar{p}p \rightarrow \pi^+\pi^-)_P = 2 \times BR(\bar{p}p \rightarrow \pi^0\pi^0)_P, \quad (6)$$

we obtain the % proceeding from P states that is given in Column 2 of Table IV. The result of 48% proceeding from P states, shown in Table IV (Crystal Barrel collaboration), is anomalously high.

TABLE IV. Branching Ratio for $\bar{p}p \rightarrow \pi^0\pi^0$

Measured value	% from P states	Year	Reference
$(4.8 \pm 1.0) \times 10^{-4}$	39%	1971	Devons <i>et al.</i> [15]
$(1.4 \pm 0.3) \times 10^{-4}$	13%	1979	Bassompierre <i>et al.</i> [16]
$(6 \pm 4) \times 10^{-4}$	47%	1983	Backenstoss <i>et al.</i> [17]
$(2.06 \pm 0.14) \times 10^{-4}$	18%	1987	Adiels <i>et al.</i> [18]
$(2.5 \pm 0.3) \times 10^{-4}$	22%	1988	Chiba <i>et al.</i> [19]
$(6.93 \pm 0.43) \times 10^{-4}$	53%	1992	Crystal Barrel [20]
$(2.8 \pm 0.4) \times 10^{-4}$	24%	1998	Obelix [21]
$(6.14 \pm 0.40) \times 10^{-4}$	48%	2001	Crystal Barrel [14]

We now consider antiproton annihilation in deuterium. From studying the reactions $\bar{p}d \rightarrow \pi^-\pi^+n$ and $\bar{p}d \rightarrow \pi^-\pi^0p$ in a liquid deuterium bubble chamber, Gray *et al.* [22] reported that $(75 \pm 8)\%$ of the annihilations come from P states. The quantity measured is,

$$r = \frac{BR(\bar{p}d \rightarrow \pi^-\pi^0p)}{BR(\bar{p}d \rightarrow \pi^+\pi^-n)}. \quad (7)$$

The percentage proceeding from P states was then calculated using charge independence,

$$BR(\bar{p}d \rightarrow \pi^+\pi^-n) = \frac{1}{2}BR(\bar{p}d \rightarrow \pi^-\pi^0p) + 2 \times BR(\bar{p}d \rightarrow \pi^0\pi^0n), \quad (8)$$

and

$$P_{LD}(\pi\pi) = \frac{3BR(\bar{p}d \rightarrow \pi^0\pi^0n)}{BR(\bar{p}d \rightarrow \pi^+\pi^-n) + BR(\bar{p}d \rightarrow \pi^0\pi^0n)}, \quad (9)$$

resulting in,

$$P_{LD}(\pi\pi) = \frac{3(2-r)}{6-r}. \quad (10)$$

Equation (9) is based on the theoretical argument that $\bar{p}d \rightarrow \pi^0\pi^0n$ cannot occur from an atomic S state. This argument is identical to that discussed in Sec. II for the reaction $\bar{p}p \rightarrow \pi^0\pi^0$.

The results of Gray *et al.* [22] and two other groups are given in Table V. The experimental results of Bridges *et al.* [23] using a magnetic spectrometer are in close agreement with those of Gray *et al.* [22], but the high statistics experiment of Angelopoulos *et al.* [24] using a magnetic spectrometer is consistent with a P-state fraction of 0%. Reifenröther and Klempt [25] have noted that this low value [24] could have been caused by the tight cut on the colinearity of the $\pi^+\pi^-$ pair that was used. Too tight a cut can result in $\pi^+\pi^-$ pairs being lost. Gray *et al.* [22] used a cut of 16 degrees, Bridges *et al.* [23] used 10 degrees, and Angelopoulos *et al.* [24] used 5 degrees.

TABLE V. Ratio $BR(\bar{p}d \rightarrow \pi^-\pi^0p)/BR(\bar{p}d \rightarrow \pi^+\pi^-n)$

Measured value	Method	% from P states	Year	Reference
(0.68 ± 0.07)	deuterium bubble chamber	75%	1973	Gray <i>et al.</i> [22]
(0.70 ± 0.05)	magnetic	74%	1986	Bridges <i>et al.</i> [23]
(0.55 ± 0.05)	spectrometer	80%	1986	Bridges <i>et al.</i> [23]
(2.07 ± 0.05)	magnetic spectrometer	0%	1988	Angelopoulos <i>et al.</i> [24]

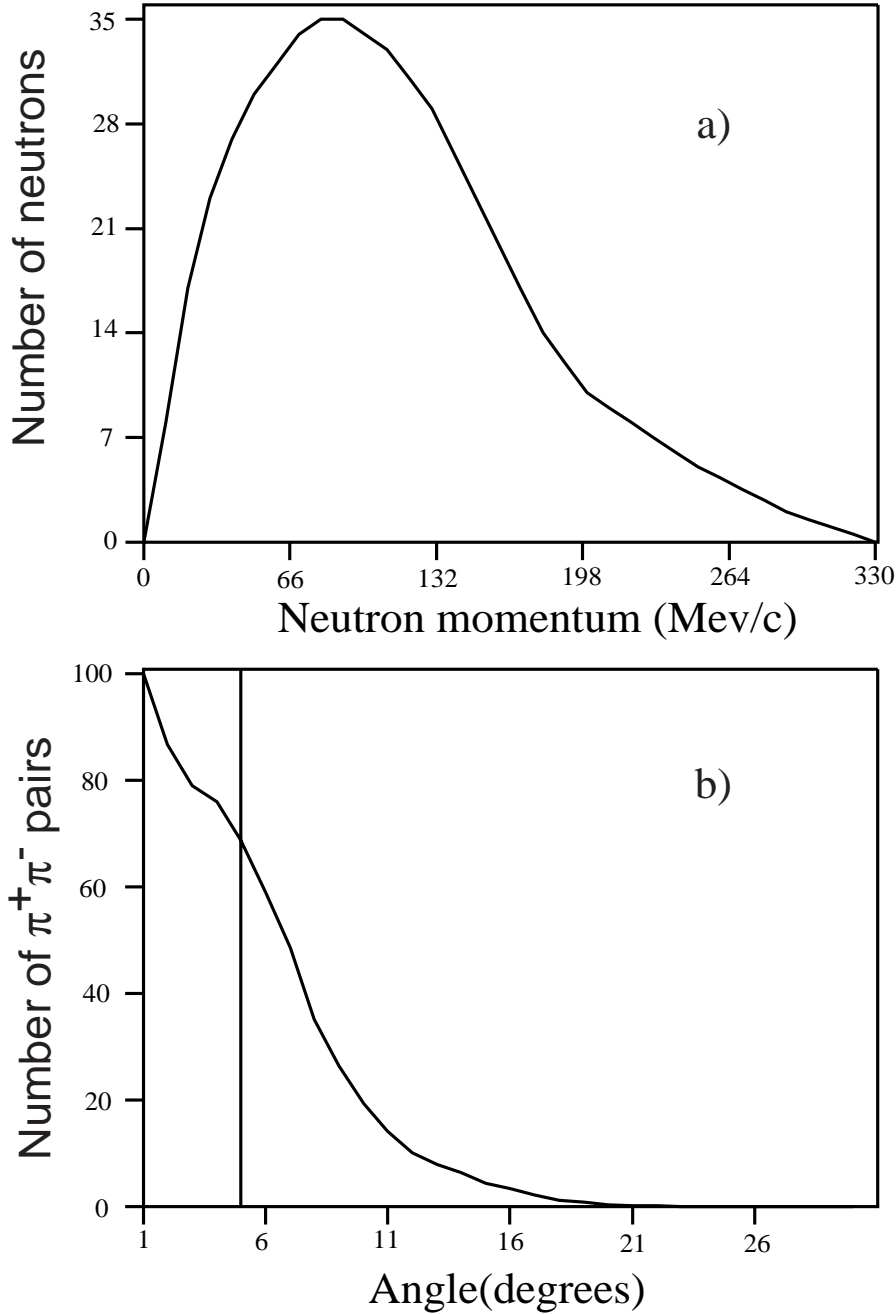


FIG. 2. (a) Neutron momentum distribution in reaction $\bar{p}d \rightarrow \pi^+\pi^-n$ at rest, derived from result of Gray *et al.* [22]. (b) Monte Carlo calculation of number of $\pi^+\pi^-$ pairs versus their angular deviation from colinearity in reaction $\bar{p}d \rightarrow \pi^+\pi^-n$. Vertical line is at 5 degree cutoff.

We did a Monte Carlo calculation of the expected deviation from colinearity of the $\pi^+\pi^-$ pairs for the reaction $\bar{p}d \rightarrow \pi^+\pi^-n$. We used the neutron momentum distribution shown in Fig. 2a, that was derived from the results of Gray *et al.* [22]. (See Fig. 1c of Ref. [22] and Fig. 5 of Ref. [23].) The calculated angular deviation from colinearity, plotted in Fig. 2b,

shows that a significant fraction of the pairs extending beyond 5 degrees. Our correction factor for pairs beyond 5 degrees is 1.58, while that used in Ref. [24] was 1.13. Using this new correction factor results in $r = 1.48$ and $P_{LD}(\pi\pi) = 34\%$, which is in better agreement with the first two experiments.

Reifenröther and Klempt [25] have suggested a modification which includes the measured ratio (1.33) of $\bar{p}p$ to $\bar{p}n$ in D_2 . This reduces the 75% from P states to 55%. With considerations similar to those of Eqs. (11)–(13) shown below, they obtain an f_P of 45%.

Some efforts have been made to eliminate the discrepancy in $\bar{p}p \rightarrow \pi\pi$ by lowering the P-state fraction inferred from the measured branching ratios. Doser *et al.* [26] suggested that the total P-state fraction might be lower than that given by Eq. (5), and it was just that the branching ratio into two pions (rather than into other particles) is greater from P states than it is from S states. In support of that idea, Doser *et al.* [26] measured the branching ratio for $\bar{p}p \rightarrow \pi^+\pi^-$ from a pure P state (by detection of the reaction in coincidence with transition x-rays) to be $(4.81 \pm 0.49) \times 10^{-3}$.

One can calculate the P-state annihilation fraction, f_P , using [25,27],

$$BR(\bar{p}p \rightarrow \pi^+\pi^-) = (1 - f_P)B_0 + f_P B_1, \quad (11)$$

$$BR(\bar{p}p \rightarrow \pi^0\pi^0) = \frac{1}{2}f_P B_1, \quad (12)$$

$$BR(\bar{p}p \rightarrow \pi^+\pi^-)_X = B_1. \quad (13)$$

where B_0 and B_1 are the branching-ratio coefficients (independent of density) from S and P states respectively.

Using the Crystal Barrel collaboration result [14] and Doser *et al.* result [26] for $BR(\bar{p}p \rightarrow \pi^+\pi^-)_X$, one obtains $B_1 = 4.81 \times 10^{-3}$ from Eq. (13) and $f_P = 26\%$ from (12).

In an attempt to further reduce this percentage, Batty [27] discovered an interesting mechanism. He introduced enhancement of annihilations from fine structure states over that expected from a statistical population. He modified the earlier calculations of Reifenröther and Klempt [25] using the Borie and Leon model [28] to incorporate enhancement factors. With enhancement factors Eqs. (11)–(13) become,

$$BR(\bar{p}p \rightarrow \pi^+\pi^-) = (1 - f_P)\frac{3}{4}E(^3S_1)B(^3S_1) + f_P \left[\frac{1}{12}E(^3P_0)B(^3P_0) + \frac{5}{12}E(^3P_2)B(^3P_2) \right], \quad (14)$$

$$BR(\bar{p}p \rightarrow \pi^0\pi^0) = \frac{1}{2}f_P \left[\frac{1}{12}E(^3P_0)B(^3P_0) + \frac{5}{12}E(^3P_2)B(^3P_2) \right], \quad (15)$$

$$BR(\bar{p}p \rightarrow \pi^+\pi^-)_X = \frac{1}{12}B(^3P_0) + \frac{5}{12}B(^3P_2). \quad (16)$$

The enhancement factors $E(^3S_1)$ and $E(^3P_2) \approx 1.0$ for all densities while the enhancement factor for the 3P_0 state, $E(^3P_0) \approx 1.0$ at low density and increases to 2.076 to 2.556 (depending upon the model used in the calculation) at liquid H_2 density. In order to reduce f_P , Batty assumed $B(^3P_0) \gg B(^3P_2)$, but his result, $f_P = 10$ to 12%, is still at least a factor of 2 too high. The reduction depends strongly on the choice of parameters. For example,

if we take $B(^3P_0) = B(^3P_2)$, f_p would only be reduced to 20%. Thus, Batty's mechanism is not large enough to remove the discrepancy for the $\bar{p}p \rightarrow \pi\pi$ case. In addition, enhancement factors are not effective in reducing the discrepancy in the $\bar{p}d \rightarrow \pi\pi N$ case [29] as the predicted enhancement factors are approximately 1.

In summary, if we assume that the two π^0 's are identical, the branching ratios for the reactions $\bar{p}p \rightarrow \pi\pi$ and $\bar{p}d \rightarrow \pi\pi N$ indicate a fraction proceeding from P states that is a factor of 4 to 8 greater than that occurring in other reactions. However, if the two π^0 's are not identical, the reactions can occur from S states and the anomaly is eliminated.

IV. NEW INTERPRETATION OF TSAI-CHÜ *ET AL.* RESULTS

In the 1960's Tsai-Chü *et al.* [30,31] found evidence of a second neutral pion with some surprising properties. They placed stacks of K-5 emulsions in the antiproton beam of the Berkeley Bevatron and looked for multi-prong stars. They were surprised to see many electrons coming from some of the annihilation vertices.

By charge exchange some of the antiprotons are converted to antineutrons. One star caused by an antineutron annihilation produced 12 electrons [30]. The analysis showed that electrons (four each) came from three neutral particles, with masses of 136 ± 14 , 135 ± 14 , and 136 ± 13 MeV. The likelihood of three ordinary neutral pions decaying with double Dalitz pairs is less than 10^{-13} .

From analysis of 15 antinucleon annihilation stars, Tsai-Chü *et al.* [31] reported the following properties for this second neutral pion: (1) It has a mass of the same order as the usual π^0 , (2) It is emitted with the same energy as that of a charged pion, (3) It decays more often into electron pairs and into double pairs, (4) The electron pairs from this second π^0 have larger opening angles than those of Dalitz pairs, and (5) It has a very short lifetime (much shorter than the usual π^0) because the electrons are emitted directly from the origin of the stars.

Recent experiments with much improved low-energy antiproton beams annihilating in liquid hydrogen and deuterium have not shown emission of electron pairs with those characteristics. What was happening in those experiments of Tsai-Chü *et al.*? A simple explanation is that this second neutral pion has a lifetime so short that it occasionally decays before it can leave the annihilation nucleus of the emulsion, e.g., an Ag nucleus. This is illustrated in Fig. 3.

The main decay mode of this second neutral pion must be $\pi_S^0 \rightarrow 2\gamma$ because this is the way each π^0 is detected [14] in $\bar{p}p \rightarrow \pi_L^0 \pi_S^0$ experiments. The probability for creation of electron pairs by π^0 photons is very high inside a nucleus. This explains the appearance of electrons in heavy-nuclei annihilations but not in hydrogen and deuterium annihilations. The opening angles for pairs produced by high-energy photons on nuclei [32] are wider than those from Dalitz pairs and the distribution of angles is in reasonable agreement with the result given in Table III of Tsai-Chü *et al.* [31].

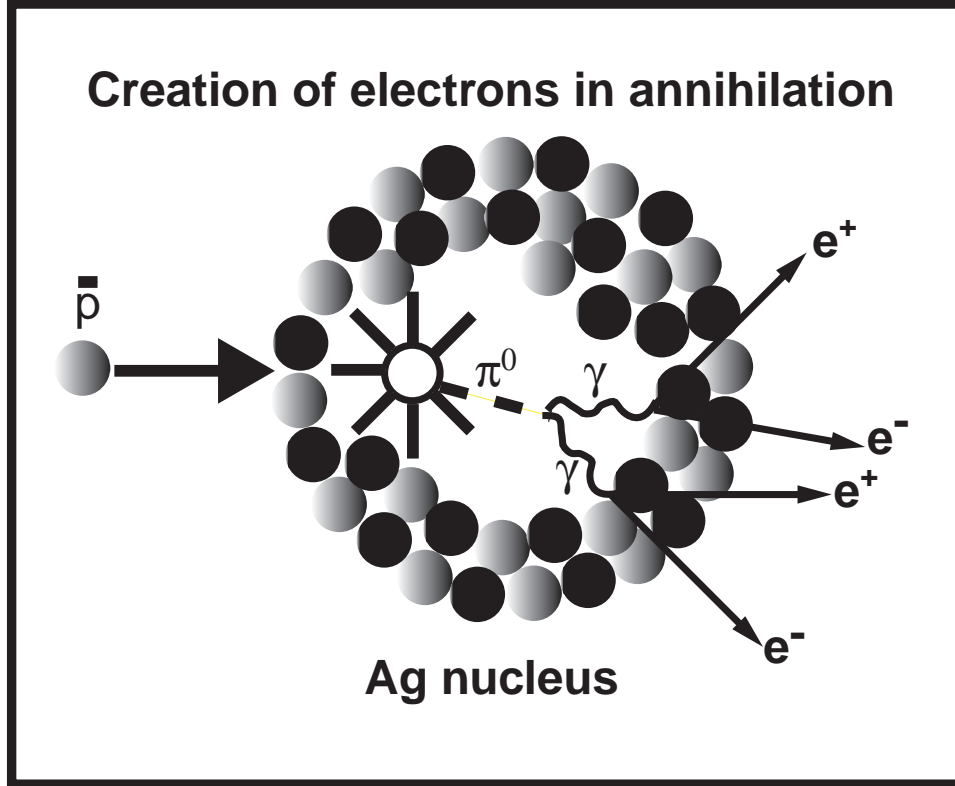


FIG. 3. Illustration of proposed method by which second neutral pion appears to decay into four electrons. The π_S^0 decays inside the annihilation nucleus and its photons produce the observed electrons by pair production. Since π_S^0 must decay inside the nucleus, this process requires a lifetime $\sim 10^{-21}$ s or less.

From the results of Tsai-Chü *et al.* it appears that the annihilations that produce these electrons occur in 1 to 10% of the annihilation stars. Assuming one π_S^0 per star, one can estimate a lifetime between 10^{-21} s and 10^{-22} s. From the uncertainty principle, the corresponding width is between 0.7 MeV and 7 MeV. The lifetime of π_S^0 cannot be much shorter than 10^{-22} s, or it would have been noticed in missing mass spectra for reactions such as $\bar{p}p \rightarrow \pi^+ \pi^- \pi_S^0$. A wide resonance at m_{π^0} would look significantly different than the detected, narrow π^0 peak.

V. EXPERIMENTAL TESTS

Although seven different groups have measured the branching ratio for $\bar{p}p \rightarrow \pi^0 \pi^0$, showing the importance of this unexpectedly large branching ratio, no direct test has been performed to determine whether the reaction could be occurring from an atomic S state. Such an experimental test can be made by setting up an initial $\bar{p}p$ atomic S state and looking for the $\pi^0 \pi^0$ final state. The method is illustrated in Fig. 4. As discussed earlier, in liquid H_2 the Stark effect causes transitions to S states at high n-values, where annihilation occurs more readily than deexcitation. One can decrease the effect of Stark transitions by using

H_2 gas at STP, and thereby observe the deexcitation radiation.

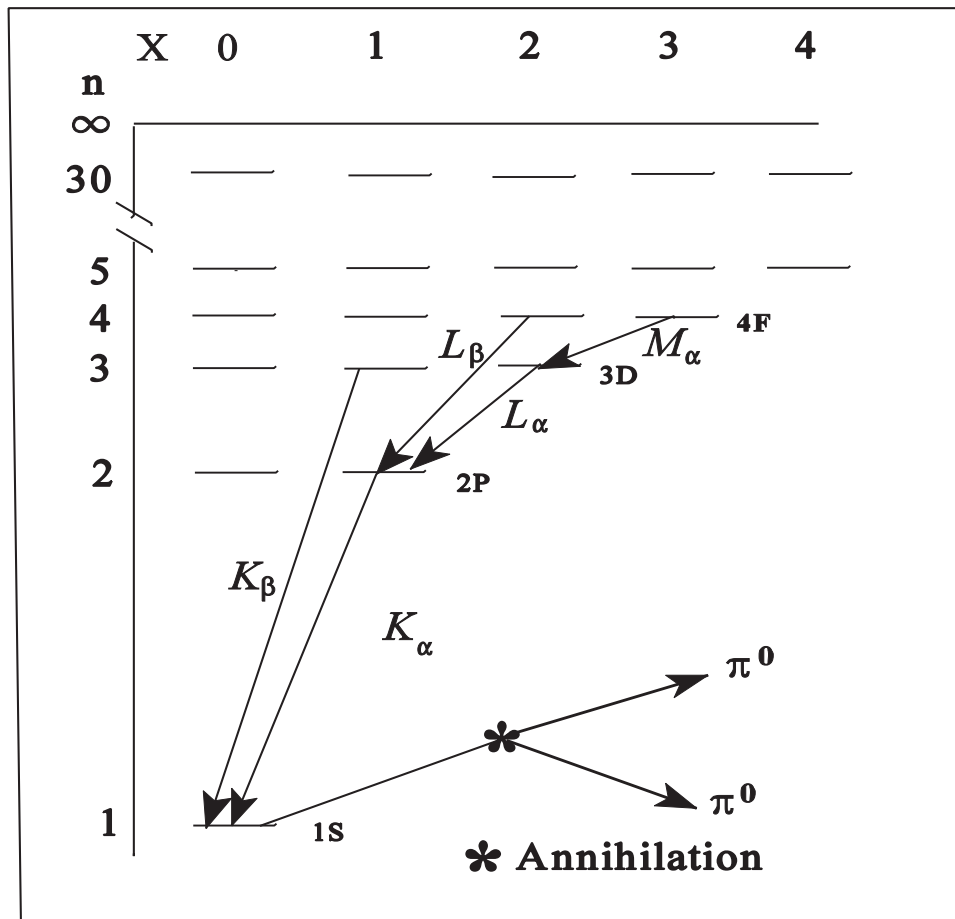


FIG. 4. Test for $\bar{p}p \rightarrow \pi_L^0 \pi_S^0$ from S state. It shows radiative cascades to the 1S state which involve L and K X-rays followed by annihilation.

The coincidence of L and K X-rays from protonium, shows that the atom is in the 1S state. The energy of the K X-rays is between 9.4 KeV (K_α) and 12.5 KeV (K_∞), while energy of the L X-rays is between 1.7 KeV and 3.1 KeV. The energy of M X-rays is between 0.5 KeV and 1.3 KeV. Thus, the X-rays from the different transitions tend to be separated.

The Asterix Collaboration has detected K_α X-rays in coincidence with L X-rays [33]. The experiment we are proposing is very similar, but requires the triple coincidence of L and K X-rays from protonium and the $\pi^0 \pi^0$ annihilation mode. The detection of such events can prove that the annihilation reaction is occurring from an atomic S state.

A referee has pointed out that some vector mesons can decay into $\pi_L^0 \pi_S^0$ if the 3S_1 state of protonium can, because certain vector mesons also have $J = 1$, parity = -1, and charge parity = -1. We considered the $\pi_L^0 \pi_S^0$ decay mode of the $\rho(770)^0$, $\omega(782)$, $\phi(1020)$, and $J/\psi(1S)$. This decay mode of the $\omega(782)$, $\phi(1020)$, and $J/\psi(1S)$ is forbidden by G-parity

conservation, but it can proceed electromagnetically. In estimating the branching ratios, we assumed that the $\pi_L^0\pi_S^0$ mode would occur at about the same rate as the $\pi^+\pi^-$ mode, but reduced by a factor of two.

The $\rho(770)^0$ has $I = 1$, so the reaction $\rho(770)^0 \rightarrow \pi^+\pi^-$ is allowed by isospin conservation because the $\pi^+\pi^-$ system can have $I = 0, 1$, or 2 . The reaction $\rho(770)^0 \rightarrow \pi^0\pi^0$ is forbidden for the usual π^0 because the $\pi^0\pi^0$ system can only have $I = 0$ or 2 . Occurring electromagnetically, its branching ratio is reduced by the factor α^2 . Assuming that π_S^0 has isospin 1, then the reaction $\rho(770)^0 \rightarrow \pi_L^0\pi_S^0$ is similarly suppressed. This assumption is crucial for otherwise the reaction would have been readily observed.

Our estimated branching ratios are,

$$\begin{aligned} BR(\rho(770)^0 \rightarrow \pi_L^0\pi_S^0) &= 5 \times 10^{-5}, \\ BR(\omega(782) \rightarrow \pi_L^0\pi_S^0) &= 1 \times 10^{-2}, \\ BR(\phi(1020) \rightarrow \pi_L^0\pi_S^0) &= 4 \times 10^{-5}, \\ BR(J/\psi(1S) \rightarrow \pi_L^0\pi_S^0) &= 7 \times 10^{-5}. \end{aligned} \tag{17}$$

The only measured upper limit [34], $BR(\phi(1020) \rightarrow \pi^0\pi^0) < 4 \times 10^{-5}$, is just in the expected range. Search for the decay mode, $\omega(782) \rightarrow \pi_L^0\pi_S^0$ with an expected branching ratio of 1×10^{-2} seems very attractive. It is already known that $\omega(782)$ decays into undetermined neutrals with a branching ratio between 1.8×10^{-3} and 1.4×10^{-2} .

The results of Tsai-Chü *et al.* [30,31] suggest another test that could allow a determination of the lifetime of this second π^0 . By varying the mass number, A , of the target material in low-energy antiproton annihilation, one should be able to observe the increase in electrons (as A increases) from the decay of π_S^0 's inside the annihilation nucleus as indicated by Fig. 5. By measuring the absolute increase in magnitude and variation with A , one should be able to determine the lifetime of π_S^0 .

VI. CONCLUSIONS

This has been a phenomenology investigation. The anomalous results for the reactions $\bar{p}p \rightarrow \pi\pi$ and $\bar{p}d \rightarrow \pi\pi N$ were a strong indication of the existence of two distinct π^0 's. The results of Tsai-Chü *et al.* gave direct evidence of a different kind of π^0 . With our reinterpretation of their results, it is not surprising that this second π^0 has not been noticed in other reactions, because the major difference between it and the other π^0 is its much shorter lifetime.

We do not have a theoretical model for this second neutral pion with its internal quark structure and its relationship to the other pions. It is tempting to think that the two neutral pions, π_L^0 and π_S^0 , are related to each other as K_L^0 and K_S^0 , but there are difficulties in forming such a model. The present evidence for two distinct neutral pions comes from antinucleon-annihilation reactions, but we believe that most other reactions produce π_L^0 and π_S^0 in equal abundance as occurs for K_L^0 and K_S^0 .

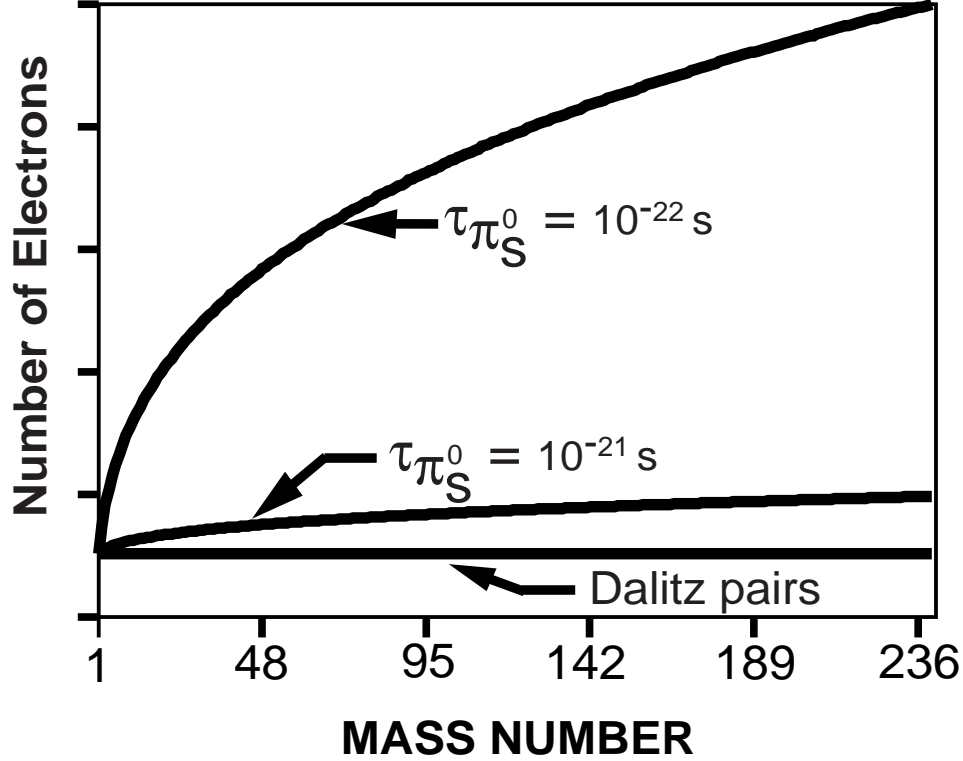


FIG. 5. Expected variation in number of electrons produced by antiproton annihilation versus mass number for two different lifetimes of second neutral pion.

Since the main difference between the two neutral pions is that one has a lifetime $\sim 10^{-16}$ s while the other has a lifetime from 10^{-21} s to 10^{-22} s, one might think that this short-lived π^0 would have been detected in the π^0 lifetime measurements [35]. However, because the usual π^0 has such a short lifetime, it is difficult to separate it from one with a shorter lifetime. In addition, since the experimenters were not looking for a prompt decaying π_S^0 , they often worked to eliminate prompt signals as unwanted background.

For example, the experiment of Atherton *et al.* [36] was designed so the measurement of the mean decay length would not be affected by prompt decays such as $\eta \rightarrow \gamma\gamma$. In their ratio $R = [Y(250) - Y(45)] / [Y(250) - Y(0)]$ the positrons from prompt decays, which are not dependent on foil separation, are cancelled out. Shwe *et al.* [37] apparently ignored prompt decays to eliminated confusing background. As they noted, “Among the events missed or unmeasured were...Events with very small gaps which lie within the ‘circle of confusion’ around the star center.” Stamer *et al.* [38] worked with the $K^+ \rightarrow \pi^+\pi^0$ decay at rest, and their histogram of number of decays versus gap shows a very large peak in the 0 to 0.5 micron bin that could contain half prompt decays by a short-lived π_S^0 . One of the most accurate methods of measuring the π^0 lifetime is based on the Primakoff effect, involving coherent photoproduction of π^0 's in the coulomb field of nuclei. Unlike the other techniques, this method is heavy on theory. Although the results do not indicate a short-lived π^0 , this method may not be appropriate for a second π^0 that decays by some mechanism in the 10^{-21} s to 10^{-22} s range.

Searching for this second neutral pion is of utmost importance. We have suggested some

tests in Sec. V which can prove the existence of two distinct π^0 's and some tests to confirm the existence of a π_S^0 with a very short lifetime.

ACKNOWLEDGMENTS

Helpful discussions with Prof. J. E. Kiskis are gratefully acknowledged.

- [1] P. Roman, *Theory of Elementary Particles* (North-Holland, Amsterdam, 1960) pp. 287–305.
- [2] T. B. Day, G. A. Snow, and J. Sucher, Phys. Rev. Lett. **3**, 61 (1959).
- [3] M. Leon and H. A. Bethe, Phys. Rev. **127**, 636 (1962).
- [4] B. R. Desai, Phys. Rev. **119**, 1385 (1960).
- [5] T. H. Fields, G. B. Yodh, M. Derrick, and J. G. Fetkovich, Phys. Rev. Lett. **5**, 69 (1960).
- [6] E. Bierman, S. Taylor, E. L. Koller, P. Stamer, and T. Huetter, Phys. Lett. **4**, 351 (1963).
- [7] M. Cresti, S. Limentani, A. Loria, L. Peruzzo, and R. Santangelo, Phys. Rev. Lett. **14**, 847 (1965).
- [8] R. Knop, R. A. Burnstein, and G. A. Snow, Phys. Rev. Lett. **14**, 767 (1965).
- [9] R. A. Burnstein, G. A. Snow, and H. Whiteside, Phys. Rev. Lett. **15**, 639 (1965).
- [10] R. Bizzarri, G. Ciapetti, U. Dore, M. Gaspero, I. Laakso, F. Marzano, And G. C. Moneti, Nucl. Phys. **B 69**, 307 (1974).
- [11] M. Foster, P. Gavillet, G. Labrosse, L. Montanet, R. A. Salmeron, P. Villemoes, C. Ghesquiere, and E. Lillestol, Nucl. Phys. **B 6**, 107 (1968).
- [12] R. Bizzarri, in *Symp. on Nucleon-Antinucleon Annihilations*, ed. L. Montanet, Chexbres, Switzerland (CERN Report TC/72-10, 1972) p. 161.
- [13] Crystal Barrel Collaboration, C. Amsler *et al.*, Z. Phys. **C 58**, 175 (1993).
- [14] Crystal Barrel Collaboration, A. Abele *et al.*, Nucl. Phys. **A 679**, 563 (2001).
- [15] S. Devons, T. Kozlowski, P. Nemethy, S. Shapiro, N. Horwitz, T. Kalogeropoulos, J. Skelly, R. Smith, and H. Uto, Phys. Rev. Lett. **27**, 1614 (1971).
- [16] G. Bassompierre *et al.*, *Proc. 4th European Antiproton Conf., Vol. I, Strasbourg*, ed. A. Freidman, (CNRS, Paris, 1979) p. 139.
- [17] G. Backenstoss *et al.*, Nucl. Phys. **B 228**, 424 (1983).
- [18] L. Adiels *et al.*, Z. Phys. **C 35**, 15 (1987).
- [19] M. Chiba *et al.*, Phys. Rev. **D 38**, 2021 (1988).
- [20] Crystal Barrel Collaboration, C. Amsler *et al.*, Phys. Lett. **B 297**, 214 (1992).
- [21] Obelix Collaboration, A. Zoccoli *et al.*, *Proc. HADRON 97*, eds. S-U. Chung and H. J. Willutzki, AIP conf. proc. 432 (1998) p. 347.
- [22] L. Gray, T. Papadopoulou, E. Simopoulou, A. Vayaki, T. Kalogeropoulos, and J. Roy, Phys. Rev. Lett. **30**, 1091 (1973).
- [23] D. Bridges *et al.*, Phys. Lett. **B 180**, 313 (1986).
- [24] A. Angelopoulos *et al.*, Phys. Lett. **B 212**, 129 (1988).
- [25] G. Reifenröther and E. Klempt, Phys. Lett. **B 245**, 129 (1990).
- [26] ASTERIX Collaboration, M. Doser *et al.*, Nucl. Phys. **A 486**, 493 (1988).

- [27] C. J. Batty, Nucl. Phys. **A 601**, 425 (1996).
- [28] E. Borie and M. Leon, Phys. Rev. **A 21**, 1460 (1980).
- [29] C. J. Batty, Nucl. Phys. **A 655**, 203c (1999).
- [30] Tsai-Chü and C. Simonin-Haudecoeur, Nuovo Cimento **20**, 1102 (1961).
- [31] Tsai-Chü, C. Simonin-Haudecoeur, D. Schune-Boisble, and B. Brami-Depaux, Nuovo Cimento **31**, 1376 (1964).
- [32] T. Holtwijk, *Electron Pair Production by Photons*, Thesis, University of Groningen, Netherlands (1960).
- [33] ASTERIX Collaboration, M. Ziegler *et al.*, Phys. Lett. **B 206**, 151 (1988).
- [34] M. N. Achasov *et al.*, *Proc. HADRON 97*, eds. S-U. Chung and H. J. Willutzki, AIP conf. proc. 432 (1998) p. 26.
- [35] C. Caso *et al.*, European Physical Journal **C 3**, 1 (1998).
- [36] H. W. Atherton, C. Bovet, P. Coet, R. Desalvo, N. Doble, R. Maleyran, E. W. Anderson, G. von Dardel, K. Kulka, M. Boratav, J. W. Cronin, and B. D. Milliken, Phys. Lett. **B 158**, 81 (1985).
- [37] H. Shwe, F. M. Smith, and W. H. Barkas, Phys. Rev. **125**, 1024 (1962).
- [38] P. Stamer, S. Taylor, E. L. Koller, T. Huetter, J. Grauman, and D. Pandoulas, Phys. Rev. **151**, 1108 (1966).