

# Heavy Quark production at the TEVATRON and HERA using $k_t$ - factorization with CCFM evolution

H. Jung

Physics Department, Lund University, Box 118, S-221 00 Lund, Sweden

**Abstract:** The application of  $k_t$ -factorization supplemented with the CCFM small- $x$  evolution equation to heavy quark production at the TEVATRON and at HERA is discussed. The  $b\bar{b}$  production cross sections at the TEVATRON can be consistently described using the  $k_t$ -factorization formalism together with the unintegrated gluon density obtained within the CCFM evolution approach from a fit to HERA  $F_2$  data. Special attention is drawn to the comparison with measured visible cross sections, which are compared to the hadron level Monte Carlo generator CASCADE.

## 1 Introduction

The calculation of inclusive quantities, like the structure function  $F_2(x, Q^2)$  at HERA, performed in NLO QCD is in perfect agreement with the measurements. However, Catani argues, that the NLO approach, although phenomenologically successful for  $F_2(x, Q^2)$ , is not fully satisfactory from a theoretical viewpoint, because “*the truncation of the splitting functions at a fixed perturbative order is equivalent to assuming that the dominant dynamical mechanism leading to scaling violations is the evolution of parton cascades with strongly ordered transverse momenta*” [ 1]. As soon as exclusive quantities like jet or heavy quark production are investigated, the agreement between NLO coefficient functions convoluted with NLO DGLAP [ 2, 3, 4, 5] parton densities and the data is not at all satisfactory: large so-called  $K$ -factors (normalization factors) [ 6, 7, 8, 9] are needed to bring the NLO calculations close to the data ( $K \sim 2 - 4$  for bottom production at the TEVATRON), indicating that in the calculations a significant part of the cross section is still missing.

At small  $x$  the structure function  $F_2(x, Q^2)$  is proportional to the sea quark density, and the sea-quarks are driven via the DGLAP evolution equations by the gluon density. Standard QCD fits determine the parameters of the initial parton distributions at a starting scale  $Q_0$ . With help of the DGLAP evolution equations these parton distributions are then evolved to any other scale  $Q^2$ , with the splitting functions still truncated at fixed  $O(\alpha_s)$  (LO) or  $O(\alpha_s^2)$  (NLO). Any physics process in the fixed order scheme is then calculated via collinear factorization into the coefficient functions  $C^a(\frac{x}{z})$  and collinear (independent of  $k_t$ ) parton density functions:  $f_a(z, Q^2)$ :

$$\sigma = \sigma_0 \int \frac{dz}{z} C^a\left(\frac{x}{z}\right) f_a(z, Q^2) \quad (1)$$

At large energies (small  $x$ ) the evolution of parton densities proceeds over a large region in rapidity  $\Delta y \sim \log(1/x)$  and effects of finite transverse momenta of the partons may become increasingly important. Cross sections can then be  $k_t$  - factorized [ 10] into an off-shell ( $k_t$  dependent) partonic cross section  $\hat{\sigma}(\frac{x}{z}, k_t)$  and a  $k_t$  - unintegrated parton density function  $\mathcal{F}(z, k_t)$ :

$$\sigma = \int \frac{dz}{z} d^2 k_t \hat{\sigma}(\frac{x}{z}, k_t) \mathcal{F}(z, k_t) \quad (2)$$

The unintegrated gluon density  $\mathcal{F}(z, k_t)$  is described by the BFKL [ 11, 12, 13] evolution equation in the region of asymptotically large energies (small  $x$ ). An appropriate description valid for both small and large  $x$  is given by the CCFM evolution equation [ 14, 15, 16, 17], resulting in an unintegrated gluon density  $\mathcal{A}(x, k_t, \bar{q})$ , which is a function also of the additional evolution scale  $\bar{q}$  described below.

In [ 18, 1] Catani argues that by explicitly carrying out the  $k_t$  integration in eq.(2) one can obtain a form fully consistent with collinear factorization: the coefficient functions and also the DGLAP splitting functions leading to  $f_a(z, Q^2)$  are no longer evaluated in fixed order perturbation theory but supplemented with the all-order resummation of the  $\alpha_s \log 1/x$  contribution at small  $x$ .

The application of  $k_t$  - factorization to heavy quark hadroproduction is discussed in detail in [ 19, 20, 21]. In the present paper bottom production at the TEVATRON and at HERA is investigated using the  $k_t$  - factorization approach. The unintegrated gluon density has been obtained previously in [ 22] from a CCFM fit to the HERA structure function  $F_2(x, Q^2)$ . All free parameters are thus fixed and absolute predictions for bottom production can be made. The universality of the unintegrated CCFM gluon distribution will be tested by the application to TEVATRON and HERA results.

The basic features of the CCFM evolution equation are recalled and the unintegrated gluon density is investigated. Then the calculations for  $b\bar{b}$  production at the TEVATRON is presented as well as calculations of the visible cross section for  $b\bar{b}$  production at HERA.

## 2 The CCFM evolution equation

A solution of the CCFM evolution equation, which properly describes the inclusive structure function  $F_2(x, Q^2)$  and also typical small  $x$  final state processes at HERA has been presented in detail in [ 22]. Figure 1 illustrates the pattern of QCD initial-state radiation in a small- $x$  event at a  $p\bar{p}$  collider, together with labels for the kinematics. According to the CCFM evolution equation, the emission of partons during the initial cascade is only allowed in an angular-ordered region of phase space. The maximum allowed angle  $\Xi$  is defined by the hard scattering quark box, producing the heavy quark pair. In terms of Sudakov variables the quark pair momentum is written as:

$$p_q + p_{\bar{q}} = \Upsilon(p^{(1)} + \Xi p^{(2)}) + Q_t \quad (3)$$

where  $p^{(1)}$  and  $p^{(2)}$  are the four-vectors of incoming protons, respectively and  $Q_t$  is the transverse momentum of the quark pair in the laboratory frame. Similarly, the momenta  $p_i$  of the gluons

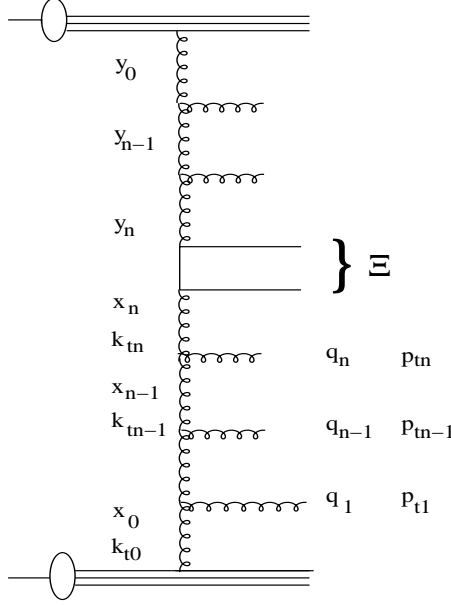


Figure 1: *Kinematic variables for multi-gluon emission. The t-channel gluon four-vectors are given by  $k_i$  and the gluons emitted in the initial state cascade have four-vectors  $p_i$ . The minimum (maximum) angle for any emission is obtained from the quark box, as indicated with  $\Xi$ .*

emitted during the initial state cascade are given by (here treated massless):

$$p_i = v_i(p^{(1)} + \xi_i p^{(2)}) + p_{ti}, \quad \xi_i = \frac{p_{ti}^2}{s v_i^2}, \quad (4)$$

with  $v_i = (1 - z_i)x_{i-1}$ ,  $x_i = z_i x_{i-1}$  and  $s = (p^{(1)} + p^{(2)})^2$  being the squared center of mass energy. The variable  $\xi_i$  is connected to the angle of the emitted gluon with respect to the incoming proton and  $x_i$  and  $v_i$  are the momentum fractions of the exchanged and emitted gluons, while  $z_i$  is the momentum fraction in the branching  $(i - 1) \rightarrow i$  and  $p_{ti}$  is the transverse momentum of the emitted gluon  $i$ .

The angular-ordered region is then specified by (for the lower part of the cascade in Fig. 1, the upper part is obtained by properly exchanging the variables):

$$\xi_0 < \xi_1 < \dots < \xi_n < \Xi \quad (5)$$

which becomes:

$$z_{i-1} q_{i-1} < q_i \quad (6)$$

where the rescaled transverse momenta  $q_i$  of the emitted gluons is defined by:

$$q_i = x_{i-1} \sqrt{s \xi_i} = \frac{p_{ti}}{1 - z_i} \quad (7)$$

The CCFM equation for the unintegrated gluon density can be written [ 17, 22, 23, 24] as an integral equation:

$$\mathcal{A}(x, k_t, \bar{q}) = \mathcal{A}_0(x, k_t, \bar{q}) + \int \frac{dz}{z} \int \frac{d^2 q}{\pi q^2} \Theta(\bar{q} - zq) \Delta_s(\bar{q}, zq) \tilde{P}(z, q, k_t) \mathcal{A}\left(\frac{x}{z}, k'_t, q\right) \quad (8)$$

with  $\vec{k}'_t = |\vec{k}_t + (1-z)\vec{q}|$  and  $\bar{q}$  being the upper scale for the last angle of the emission:  $\bar{q} > z_n q_n$ ,  $q_n > z_{n-1} q_{n-1}$ , ...,  $q_1 > Q_0$ . Here  $q$  is used as a shorthand notation for the 2-dimensional vector of the rescaled transverse momentum  $\vec{q} \equiv \vec{q}_t = \vec{p}_t/(1-z)$ . The splitting function  $\tilde{P}(z, q, k_t)$  and the Sudakov form factor  $\Delta_s(\bar{q}, zq)$  are given explicitly in [ 22].

## 2.1 The unintegrated gluon density

In [ 22] the unintegrated gluon density  $x\mathcal{A}(x, k_t^2, \bar{q})$  has been obtained from a fit to the structure function  $F_2(x, Q^2)$ <sup>1</sup>.

In Fig. 2 the CCFM unintegrated gluon density distribution as a function of  $x$  and  $k_t^2$  is shown and compared to

$$\mathcal{F}(x, k_t^2) \simeq \left. \frac{dxG(x, \mu^2)}{d\mu^2} \right|_{\mu^2=k_t^2} \quad (9)$$

with  $xG(x, \mu)$  being the collinear gluon density of GRV 98 [ 26] in LO and NLO.

The unintegrated gluon density can be related to the integrated one by:

$$xG(x, \mu)|_{\mu=\bar{q}} \simeq \int_0^{\bar{q}^2} dk_t^2 x\mathcal{A}(x, k_t^2, \bar{q}) \quad (10)$$

Here the dependence on the scale of the maximum angle  $\bar{q}$  is made explicit: the evolution proceeds up to a maximum angle related to  $\bar{q}$ , which plays the role of the evolution scale in the collinear parton densities. This becomes obvious since

$$\bar{q}^2 = x_g^{(2)} \Xi s = x_g^{(1)} x_g^{(2)} s = \hat{s} + Q_t^2 \quad (11)$$

The last expression is derived by using  $p_Q + p_{\bar{Q}} \simeq x_g^{(2)} p_2 + x_g^{(1)} p_1 + Q_t$ ,  $\Xi \simeq x_g^{(1)}/x_g^{(2)}$  and  $\hat{s} = x_g^{(1)} x_g^{(2)} s - Q_t^2$ . This can be compared to a possible choice of the renormalization and factorization scale  $\mu^2$  in the collinear approach with  $\mu^2 = Q_t^2 + 4 \cdot m_Q^2$  and the similarity between  $\mu$  and  $\bar{q}$  becomes obvious.

In Fig. 3 the CCFM gluon density integrated over  $k_t$  according to eq.(10) is compared to the gluon densities of GRV 98 [ 26] in LO and NLO. It is interesting to note that the CCFM gluon density is flat for  $x \rightarrow 0$  at the input scale  $Q = 1$  GeV. Even at larger scales the collinear gluon densities rise faster with decreasing  $x$  than the CCFM gluon density. However, after evolution and convolution with the off-shell matrix element the scaling violations of  $F_2(x, Q^2)$  and the rise of  $F_2$  towards small  $x$  is reproduced, as shown in [ 22, Fig. 4 therein]. A similar trend is observed in the collinear fixed order calculations, when going from LO to NLO: at NLO the gluon density is less steep at small  $x$ , because part of the  $x$  dependence is already included in the NLO  $P_{qg}$  splitting function, as argued in [ 1].

From Fig. 3 one can see, that the integrated gluon density from CCFM is larger in the medium  $x$  range, than the ones from the collinear approach. Due to an additional  $1/k_t^2$  suppression in the off-shell matrix elements, the gluon density obviously has to be larger to still reproduce the same cross section. In addition only gluon ladders are considered in the  $k_t$  - factorization approach used here, which means that the sea quark contribution to the structure function  $F_2(x, Q^2)$  comes entirely from boson gluon fusion, without any contribution from the intrinsic quark sea. One also should remember, that the relation in eq.(10) is only approximately true, since the gluon density itself is not a physical observable.

<sup>1</sup>A Fortran program for the unintegrated gluon density  $x\mathcal{A}(x, k_t^2, \bar{q})$  can be obtained from [ 25]

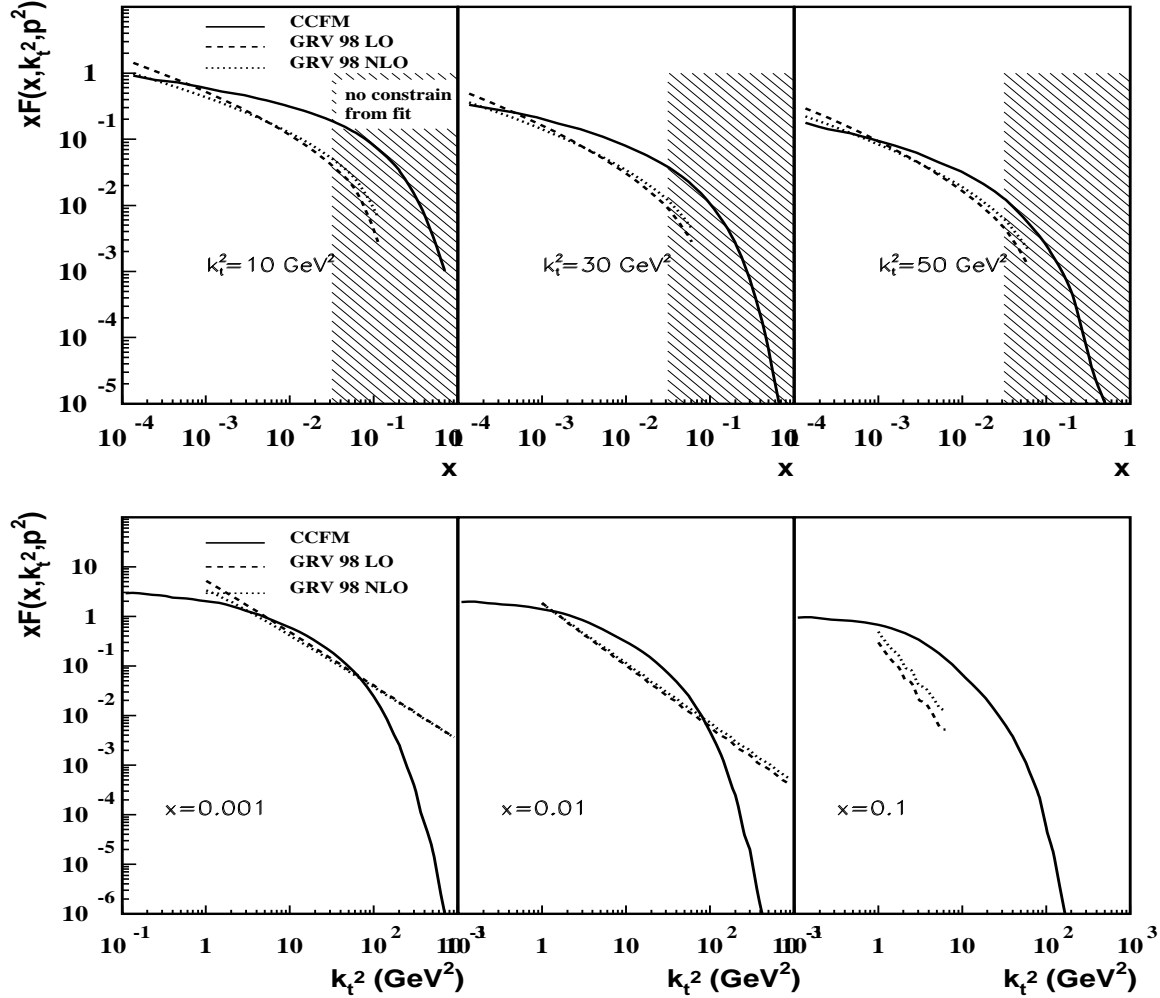


Figure 2: The CCFM  $k_t$  dependent (unintegrated) gluon density [ 22, 25] at  $\bar{q} = 10$  GeV as a function of  $x$  for different values of  $k_t^2$  (upper) and as a function of  $k_t^2$  for different values of  $x$  (lower) compared to  $\frac{dxG(x, \mu^2)}{d\mu^2}$  with  $xG(x, \mu)$  being the collinear gluon density of GRV 98 [ 26] in LO and NLO.

### 3 $b\bar{b}$ production at the TEVATRON

The cross section for  $b\bar{b}$  production in  $p\bar{p}$  collision at  $\sqrt{s} = 1800$  GeV is calculated with CASCADE [ 22, 25], which is a Monte Carlo implementation of the CCFM approach described above. The off-shell matrix element as given in [ 10] for heavy quarks is used with  $m_b = 4.75$  GeV. The scale  $\mu$  used in  $\alpha_s(\mu^2)$  is set to  $\mu^2 = m_T^2 = m_b^2 + p_T^2$  (as in [ 22]), with  $p_T$  being the transverse momentum of the heavy quarks in the  $p\bar{p}$  center-of-mass frame. In Fig. 4 the prediction for the cross section for  $b\bar{b}$  production with pseudo-rapidity  $|y^b| < 1$  is shown as a function of  $p_T^{min}$  and compared to the measurement of D0 [ 7]. Also shown is the NLO prediction from [ 27, taken from [ 7]]. In Fig. 5 the measured cross section of CDF [ 6] is shown for 3 values of  $p_T^{min}(b)$  with the kinematic constraint of  $|y^b|, |y^{\bar{b}}| < 1$  and  $p_T^{min}(b) > 6.5$  GeV together with the

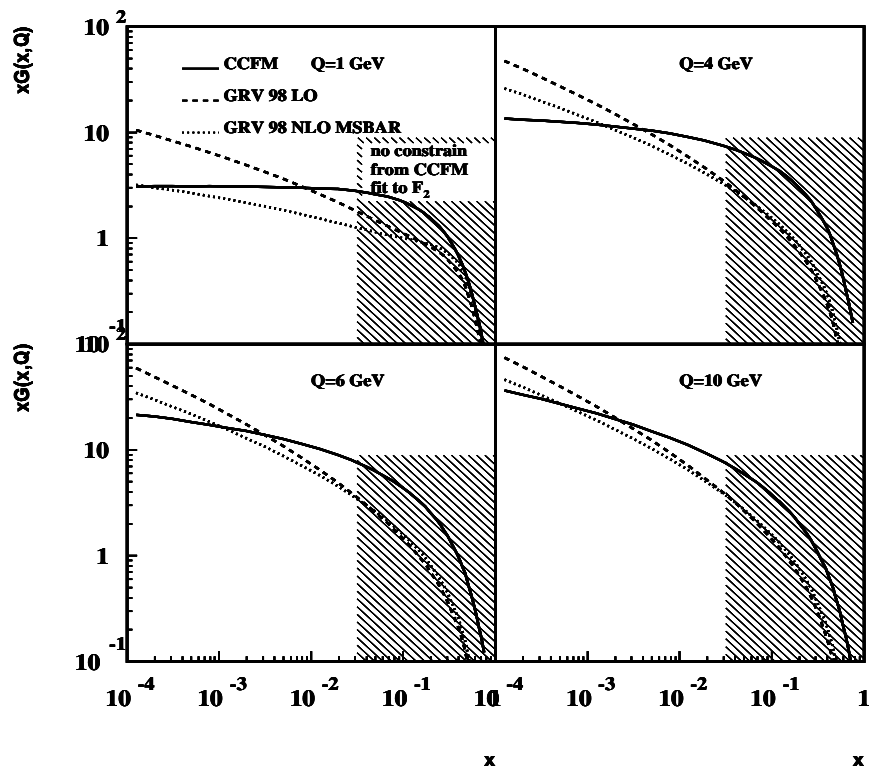


Figure 3: The CCFM gluon density (solid line) integrated over  $k_t$  as a function of  $x$  for different values of  $Q$ . For comparison the GRV 98 [ 26] gluon density in LO (dashed line) and NLO (dotted line) is also shown.

prediction from CASCADE and the NLO calculation from [ 28, taken from [ 6]]. In all cases the NLO calculation used  $m_b = 4.75$  GeV and the factorization and renormalization scales were set to  $\mu^2 = m_T^2 = m_b^2 + p_T^2$ . Both, D0 and CDF measurements are above the NLO predictions by a factor of  $\sim 2$ . The CASCADE predictions are in reasonable agreement with the measurements. A similarly good description of the D0 and CDF data has been obtained in [ 30] using also  $k_t$  - factorization but supplemented with a BFKL type unintegrated gluon density. It is interesting to note, that the CCFM unintegrated gluon density has been obtained from inclusive  $F_2(x, Q^2)$  at HERA. In this sense, the prediction of CASCADE is a parameter free prediction of the  $b\bar{b}$  cross section in  $p\bar{p}$  collisions. This also shows for the first time evidence for the universality of the unintegrated CCFM gluon distribution.

Since CASCADE generates full hadron level events, direct comparisons with measured cross sections for the production of  $b$  quarks decaying semi-leptonically into muons are possible. The muon cross sections as a function of the transverse momentum  $p_T^\mu$  and pseudo-rapidity  $|y^\mu|$  as measured by D0 [ 29] are compared to the CASCADE prediction in Fig. 6 and Fig. 7. Both the  $p_T^\mu$  and  $|y^\mu|$  cross sections are well described, whereas NLO calculations underestimate the cross sections by a factor of  $\sim 4$  in the small angle range [ 29].

It has been argued in [ 31], that within the collinear approach supplemented with DGLAP

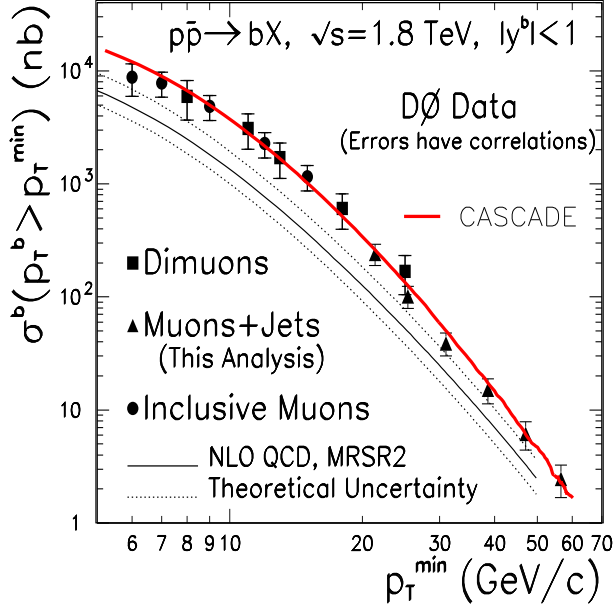


Figure 4: Cross section for  $b\bar{b}$  production with  $|y^b| < 1$  as a function of  $p_T^{\min}$ . Shown are the D0 [ 7 ] data points, the fixed order NLO prediction, and the prediction of CASCADE.

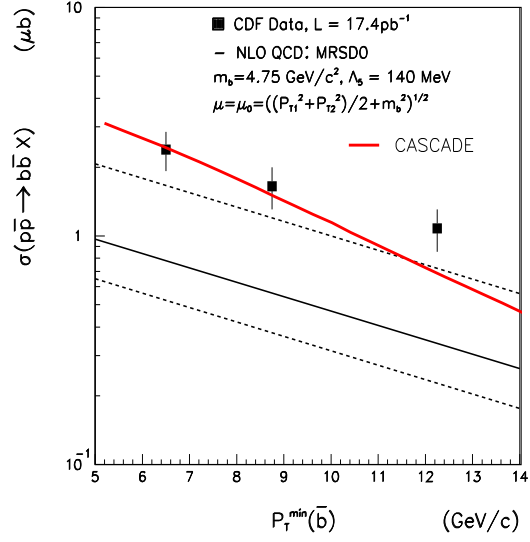


Figure 5: Cross section for  $b\bar{b}$  production with  $|y^b| < 1$  and  $p_T^{\min}(b) > 6.5$  GeV as a function of  $p_T^{\min}(\bar{b})$ . Shown are the CDF [ 6 ] data points, the fixed order NLO prediction, and the prediction of CASCADE.

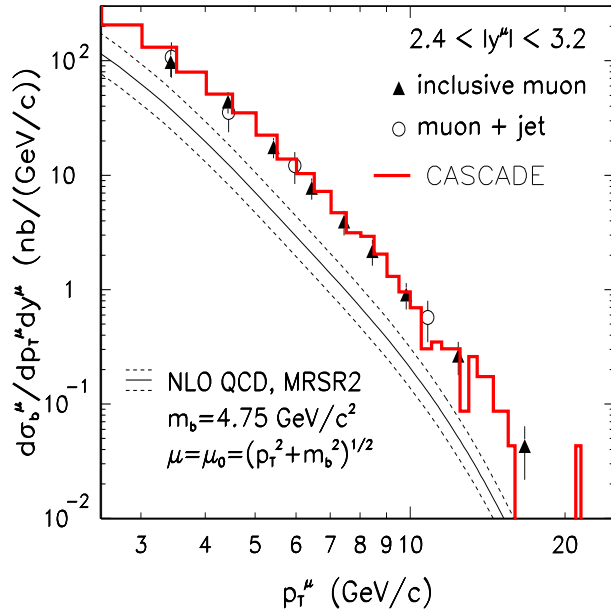


Figure 6: Cross section for muons from  $b$ -quark decays as a function of  $p_T^\mu$  (per unit rapidity) as measured by D0 [ 29 ] compared to the prediction of CASCADE .

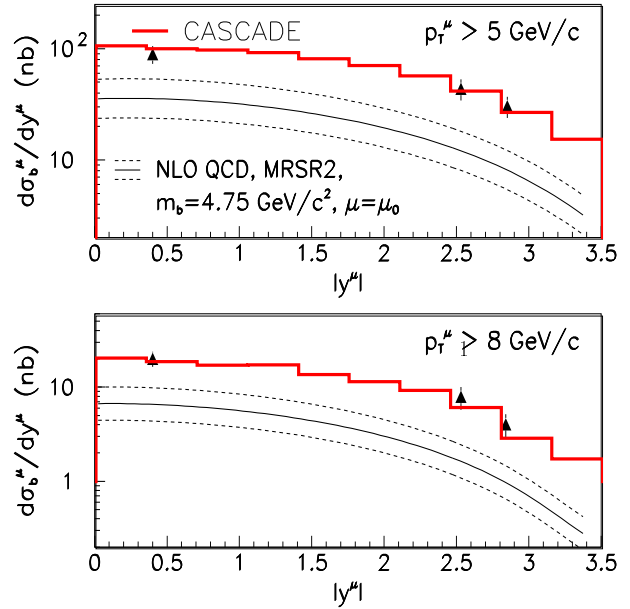


Figure 7: Cross section for muons from  $b$ -quark decays as a function of  $|y^\mu|$  for two different  $p_T^\mu$  cuts as measured by D0 [ 29 ] compared to the prediction of CASCADE .

parton showers, heavy quark excitation in form of the processes  $Qg \rightarrow Qg$  and  $Qq \rightarrow Qq$  contributes significantly to the  $b\bar{b}$  cross section in the central rapidity region. The  $b\bar{b}$  measurements

at the TEVATRON can be reasonably well described [ 32] by the price of including heavy quark excitation and a heavy quark component in the structure function of the proton. However  $k_t$ -factorization is superior to the collinear approach with heavy quark excitation, since in the  $k_t$ -factorization approach heavy quarks are produced perturbatively only via hard scattering matrix elements, without further additional assumptions.

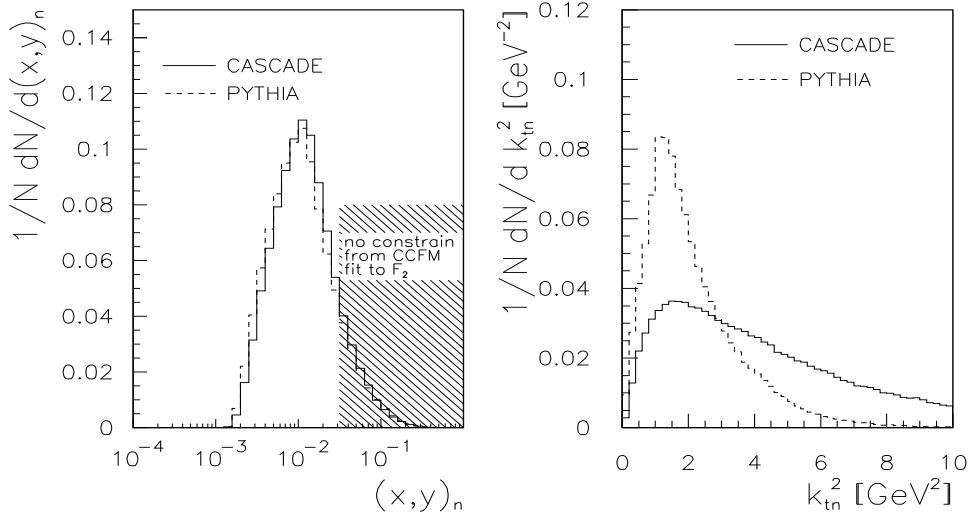


Figure 8: Comparison of  $x_n$  and  $k_{tn}$  distributions of the gluons entering the process  $g+g \rightarrow b+\bar{b}$ . Shown are the predictions from CASCADE representing  $k_t$ -factorization with the CCFM unintegrated gluon density and also from PYTHIA representing the collinear approach supplemented with initial and final state DGLAP parton showers to cover the phase space of  $p_T$  ordered QCD cascades.

In Fig. 8 the  $x_n$  and  $k_{tn}$  distributions of the gluons entering the hard scattering process  $g+g \rightarrow b+\bar{b}$  (see Fig. 1) are shown and the predictions from the  $k_t$ -factorization approach (CASCADE) are compared to the standard collinear approach (here PYTHIA [ 33] with LO  $gg \rightarrow b\bar{b}$  matrix elements supplemented with DGLAP parton showers to simulate higher order effects). Whereas the  $x_n$  distributions agree reasonably well, a significant difference is observed in the  $k_{tn}$  distribution. However this is not surprising: the  $k_t$  factorization approach includes a large part of the fixed order NLO corrections (in collinear factorization). Such corrections are  $gg \rightarrow QQ\bar{g}$ , where the final state gluon can have any kinematically allowed transverse momentum, which could be regarded as a first step toward a non- $p_T$  ordered QCD cascade. The importance of higher order QCD radiation can be estimated from the number of hard gluon radiation  $N_g$  with a transverse momentum of the gluon  $p_T^g > m_T$ , with  $m_T = (p_T^b + p_T^{\bar{b}})/2 + m_b$ , by defining the probability  $P_h$ :

$$P_h(N_g) = \frac{1}{N} \frac{dN}{dN_g} \Big|_{p_T^g > m_T} . \quad (12)$$

In a leading order calculation in the collinear approach, even supplemented with DGLAP parton showers, it is expected that  $P_h(N_g \geq 1) \rightarrow 0$ , because of the approximate transverse



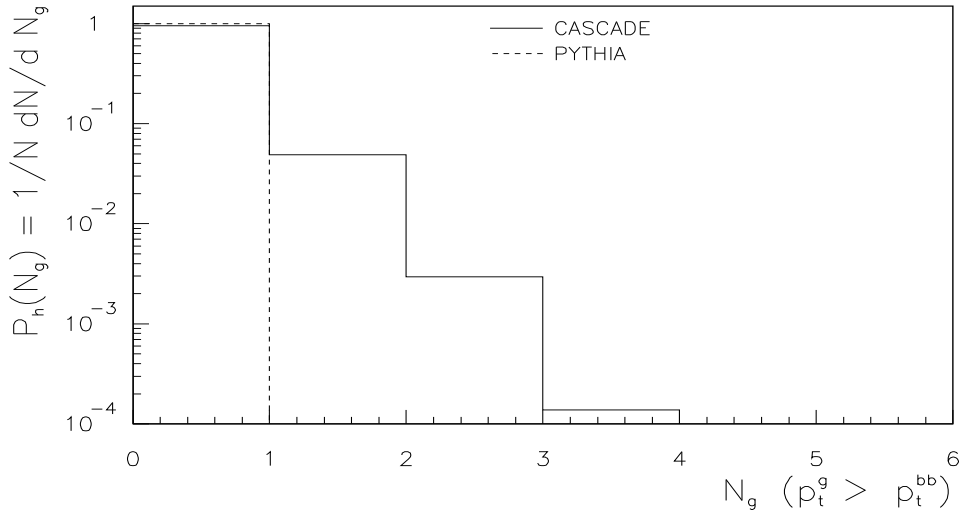


Figure 9: Probability  $P_h(N_g) = \frac{1}{N} \frac{dN}{dN_g}$  of hard gluon radiation with  $p_t^g > m_T$  in  $b\bar{b}$  production. Shown are calculations in the  $k_t$  - factorization approach (CASCADE) and from the LO DGLAP approach (PYTHIA).

ordering constraint in DGLAP. In a fixed order  $\alpha_s^2$  (NLO) calculation,  $P_h(N_g = 1) \neq 0$ , but  $P_h(N_g \geq 2) = 0$ . In Fig. 9 the probability  $P_h$  is shown as a function of  $N_g$  for the production of  $b\bar{b}$  events with  $p_T^b > 5$  GeV,  $|y^b| < 1$  obtained in the  $k_t$  - factorization approach via CASCADE. Also shown for comparison is the collinear approach in LO supplemented with DGLAP parton showers obtained from PYTHIA. In the  $k_t$ -factorization approach a significant contribution of hard higher order QCD radiation with  $p_T^g > m_T$  is obtained.

## 4 $b\bar{b}$ production at HERA

In [22] the prediction of CASCADE for the total  $b\bar{b}$  cross section was compared to the extrapolated measurements of the H1 [8] and ZEUS [9] experiments at HERA. Since CASCADE generates full hadron level events, a direct comparison with measurements can be done, before extrapolating the measurement over the full phase space to the total  $b\bar{b}$  cross section. ZEUS [9] has measured the dijet cross section which can be attributed to bottom production by demanding an electron inside one of the jets. In the kinematic range of  $Q^2 < 1$  GeV<sup>2</sup>,  $0.2 < y < 0.8$ , at least two jets with  $E_T^{jet1(2)} > 7(6)$  GeV and  $|\eta^{jet}| < 2.4$  and a prompt electron with  $p_T^{e^-} > 1.6$  GeV and  $|\eta^{e^-}| < 1.1$ , ZEUS [9] quotes the cross section:

$$\sigma_{e^+p \rightarrow e^+ + dijet + e^- + X}^{b \rightarrow e^-} = 24.9 \pm 6.4_{-7.3}^{+4.2} \text{ pb} \quad (\text{ZEUS [9]}) \quad (13)$$

with the statistical (first) and systematic (second) error given. Within the same kinematic region and applying the same jet algorithm CASCADE predicts:

$$\sigma_{e^+p \rightarrow e^+ + dijet + e^- + X}^{b \rightarrow e^-} = 20.3_{-1.9}^{+1.6} \text{ pb}, \quad (14)$$

where the error reflects the variation of  $m_b = 4.75 \mp 0.25$  GeV. This value agrees with the measurement within the statistical error. It has been shown in [34], that the extrapolation to the  $b\bar{b}$  cross section cross section includes large model uncertainties and the comparison of extrapolated cross sections with predictions from NLO calculations are questionable.

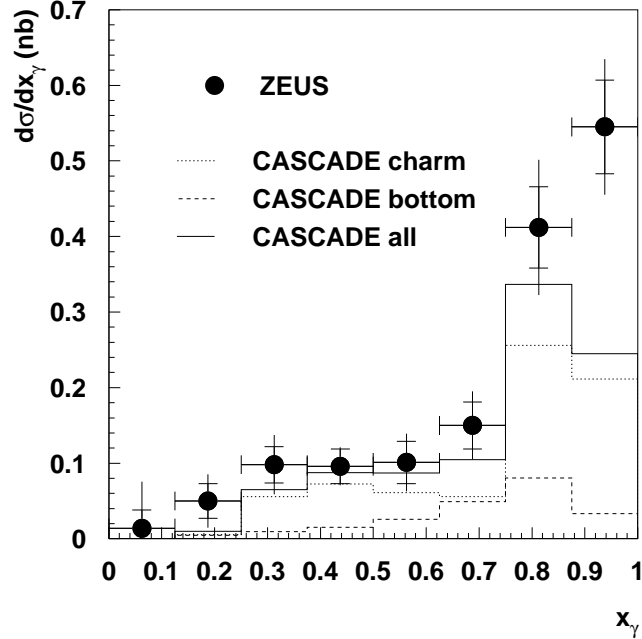


Figure 10: *The differential cross section  $d\sigma/dx_\gamma^{obs}$  for heavy quark decays as measured by ZEUS [9] and compared to CASCADe. Shown are the charm, bottom and the sum of both contributions to the cross section (Note there is no additional  $K$  factor applied).*

It is interesting to note, that the CASCADe result agrees well with the PYTHIA result for the di-jet plus electron cross section, if heavy quark excitation is included in PYTHIA. As in the case of  $b\bar{b}$  production at the TEVATRON higher order QCD effects are important, which are already included in the  $k_t$  - factorization approach.

In Fig. 10 the differential cross section for heavy quark decays (charm and bottom) as a function of  $x_\gamma$  predicted by CASCADe is compared with the measurement of ZEUS [9]. A significant fraction of the cross section has  $x_\gamma < 1$ , which is similar to the observation in charm photo-production [22]. In LO in the collinear factorization approach this is attributed to resolved photon processes. However, in  $k_t$  - factorization, the  $x_\gamma$  distribution is explained naturally [35], because gluons in the initial state need not to be radiated in a  $p_T$  ordered region and therefore can give rise to a high  $p_T$  jet with transverse momentum larger than that of the heavy quarks.

The prediction of CASCADe has also been compared to the measurement of H1 [8] for electro-production cross section in  $Q^2 < 1$  GeV<sup>2</sup>,  $0.1 < y < 0.8$ ,  $p_\perp^\mu < 2$  GeV and  $35^\circ < \theta^\mu < 130^\circ$ :

$$\sigma(ep \rightarrow e' b\bar{b}X \rightarrow \mu X') = 0.176 \pm 0.016(stat.)_{-0.017}^{+0.026}(syst.) \text{ nb}$$

This cross section already includes the extrapolation from measured jets to the muon. In the same kinematic range CASCADE predicts:

$$\sigma(ep \rightarrow e' b \bar{b} X \rightarrow \mu X') = 0.066_{-0.007}^{+0.009} \text{ nb.}$$

which is a factor  $\sim 2.6$  below the measurement. It has been shown in [34] that the experimental results from H1 and ZEUS are different by a factor  $\sim 2$ . It has been checked, that the difference between the experiments is not due to different kinematics.

## 5 Conclusion

Bottom production at the TEVATRON can be reasonably well described using the  $k_t$ -factorization approach with off-shell matrix elements for the hard scattering process. Also the cross section for  $b$  quarks decaying semi-leptonically into muons at small angles is reasonably well described, whereas NLO calculations fall below the data by a factor of  $\sim 4$ . One essential ingredient for the satisfactory description is the unintegrated gluon density, which was obtained by a CCFM evolution fitted to structure function data at HERA, showing evidence for the universality of the unintegrated gluon density. The comparison with the data was performed with the CASCADE Monte Carlo event generator, which implements  $k_t$ -factorization together with the CCFM unintegrated gluon density.

Measurements of bottom production at HERA are also compared to predictions from CASCADE. The visible dijet plus electron cross section attributed to  $b$ -production as measured by ZEUS could be reproduced within the statistical error. However, the situation is different with the H1 measurement: the visible muon cross section is already a factor of 2.6 above the prediction from CASCADE. Further measurements, also differential, are desirable to clarify the situation at HERA.

In general the  $k_t$ -factorization approach has now proven to be successful in a wide kinematic range. It is worthwhile to note, that the approach presented here, in addition to the description of  $b\bar{b}$  production, is also able to describe charm and jet-production at HERA as well as the inclusive structure function  $F_2$ . It is the advantage of this approach that contributions to the cross section, which are of NLO or even NNLO nature in the collinear ansatz, are consistently included in  $k_t$ -factorization due to the off-shellness of the gluons, which enter into the hard scattering process.

## 6 Acknowledgments

I have learned a lot from discussions with B. Andersson, G. Gustafson, G. Ingelman, L. Lönnblad and T. Sjöstrand. I am grateful to G. Salam for all his patience and his help in all different kinds of discussions concerning CCFM and a backward evolution approach. Many thanks also go to S. Baranov and N. Zotov who were the first raising my interest in  $k_t$ -factorization. I am grateful to E. Elsen, L. Gladilin, G. Ingelman, L. Jönsson, P. Schleper for careful reading and comments on the manuscript. No words are adequate for everything I have with Antje. I also want to thank the DESY directorate for hospitality and support.

## References

- [1] S. Catani, Aspects of QCD, from the Tevatron to LHC, in *Proceedings of the International Workshop Physics at TeV Colliders* (Les Houches, France, 8-18 June, 1999), hep-ph/0005233.
- [2] V. Gribov, L. Lipatov, *Sov. J. Nucl. Phys.* **15** (1972) 438 and 675.
- [3] L. Lipatov, *Sov. J. Nucl. Phys.* **20** (1975) 94.
- [4] G. Altarelli, G. Parisi, *Nucl. Phys.* **B 126** (1977) 298.
- [5] Y. Dokshitzer, *Sov. Phys. JETP* **46** (1977) 641.
- [6] CDF Collaboration; F. Abe et al., *Phys. Rev.* **D 55** (1997) 2546.
- [7] D0 Collaboration; B. Abbott et al., *Phys. Lett.* **B 487** (2000) 264.
- [8] H1 Collaboration; C. Adloff et al., *Phys. Lett.* **B 467** (1999) 156, and erratum *ibid.*
- [9] ZEUS Collaboration; J. Breitweg et al., *Eur. Phys. J.* **C 18** (2001) 625.
- [10] S. Catani, M. Ciafaloni, F. Hautmann, *Nucl. Phys.* **B 366** (1991) 135.
- [11] E. Kuraev, L. Lipatov, V. Fadin, *Sov. Phys. JETP* **44** (1976) 443.
- [12] E. Kuraev, L. Lipatov, V. Fadin, *Sov. Phys. JETP* **45** (1977) 199.
- [13] Y. Balitskii, L. Lipatov, *Sov. J. Nucl. Phys.* **28** (1978) 822.
- [14] M. Ciafaloni, *Nucl. Phys.* **B 296** (1988) 49.
- [15] S. Catani, F. Fiorani, G. Marchesini, *Phys. Lett.* **B 234** (1990) 339.
- [16] S. Catani, F. Fiorani, G. Marchesini, *Nucl. Phys.* **B 336** (1990) 18.
- [17] G. Marchesini, *Nucl. Phys.* **B 445** (1995) 49.
- [18] S. Catani,  $k_t$ -factorisation and perturbative invariants at small  $x$ , in *Proceedings of the International Workshop on Deep Inelastic Scattering*, DIS 96 (Rome, Italy, 15-19 April, 1996), hep-ph/9608310.
- [19] E. M. Levin, M. G. Ryskin, Y. M. Shabelski, A. G. Shuvaev, *Sov. J. Nucl. Phys.* **54** (1991) 867.
- [20] M. G. Ryskin, A. G. Shuvaev, Y. M. Shabelski, *Phys. Atom. Nucl.* **64** (2001) 120, arXiv:hep-ph/9907507.
- [21] M. G. Ryskin, A. G. Shuvaev, Y. M. Shabelski, Comparison of  $k_T$ -factorization approach and QCD parton model for charm and beauty hadroproduction, 2000, hep-ph/0007238.
- [22] H. Jung, G. Salam, *Eur. Phys. J.* **C 19** (2001) 351, hep-ph/0012143.
- [23] G. Bottazzi, G. Marchesini, G. Salam, M. Scorletti, *JHEP* **12** (1998) 011, hep-ph/9810546.

- [24] J. Kwiecinski, A. Martin, P. Sutton, *Phys. Rev. D* **52** (1995) 1445.
- [25] H. Jung, *The CCFM Monte Carlo generator CASCADE for lepton - proton and proton - proton collisions*, Lund University, accepted by *Comp. Phys. Comm.*, 2001, hep-ph/0109102, DESY 01-114, <http://www.quark.lu.se/~hannes/cascade/>.
- [26] M. Glück, E. Reya, A. Vogt, *Eur. Phys. J. C* **5** (1998) 461, hep-ph/9806404.
- [27] S. Frixione, M. Mangano, *Nucl. Phys. B* **483** (1997) 321.
- [28] M. Mangano, P. Nason, G. Ridolfi, *Nucl. Phys. B* **373** (1992) 295.
- [29] D0 Collaboration; B. Abbott et al., *Phys. Rev. Lett.* **84** (2000) 5478.
- [30] P. Hagler et al., *Phys. Rev. D* **62** (2000) 071502.
- [31] E. Norrbinn, T. Sjöstrand, *Eur. Phys. J. C* **17** (2000) q37, hep-ph/0005110.
- [32] R. Field, private communication (unpublished).
- [33] T. Sjöstrand, *Comp. Phys. Comm.* **82** (1994) 74.
- [34] H. Jung, Unintegrated parton densities applied to heavy quark production in the CCFM approach, in *Proceedings of the Ringberg workshop on "New trends in HERA physics"*, Ringberg Castle, Tegernsee, Germany. (2001), hep-ph/0109146.
- [35] S. Baranov, N. Zotov, *Phys. Lett. B* **491** (2000) 111.