

# Leptonic CP Violation measurement at the neutrino factory

J. Burguet Castell<sup>a 1</sup>, O. Mena<sup>b 2</sup>

<sup>a</sup>*Dep. de Física Atómica y Nuclear and IFIC, Universidad de Valencia, Spain*

<sup>b</sup>*Dep. de Física Teórica, Universidad Autónoma de Madrid, Spain*

---

## Abstract

In this talk, based on the work [1], we refine our previous analysis [2] of the sensitivity to leptonic CP violation and  $\theta_{13}$  at a neutrino factory in the LMA-MSW scenario, by exploring the full range of these two parameters. We have discovered that there exist, at fixed neutrino energy,  $E_\nu$ , and baseline,  $L$ , degenerate solutions. Although the spectral analysis helps in disentangling fake from true solutions, a leftover product of this degeneracy remains for a realistic detector, which we analyse. Furthermore, we take into account the expected uncertainties on the solar and atmospheric oscillation parameters and in the average Earth matter density along the neutrino path. An intermediate baseline of  $O(3000)$  km is still the best option to tackle CP violation, although a combination of two baselines turns out to be very important in resolving degeneracies. This summary is based on a talk given at NUFACT01, May 2001, Tsukuba (Japan).

*PACS:* 14.60Pq

*Keywords:* NUFACT01, neutrino, nufactory, CP violation.

---



---

<sup>1</sup> jordi.burguet-castell@cern.ch

<sup>2</sup> mena@delta.ft.uam.es

**Sensitivity to CP violation in the LMA-MSW scenario.** The main challenge of the neutrino factory [3,4] is to measure simultaneously the CP violating phase,  $\delta$ , [2,5–7] and  $\theta_{13}$  if the solution to the solar neutrino problem is the LMA-MSW scenario [8,9]. The best way to determine these two parameters is through the subleading transitions  $\nu_e \rightarrow \nu_\mu$  and  $\bar{\nu}_e \rightarrow \bar{\nu}_\mu$  by searching for wrong-sign muons [4,6] for both polarities of the beam, i.e.  $\mu^+$  and  $\mu^-$  respectively. Since there are two small parameters,  $\theta_{13}$  and  $\Delta m_{12}^2$ , (if it is compared with all the relevant energy scales at terrestrial distances), a convenient and precise approximation is obtained by expanding to second order in them. Defining  $\Delta_{ij} \equiv \frac{\Delta m_{ij}^2}{2E}$ , the result is (details of the calculation can be found in [2]):

$$P_{\nu_e \nu_\mu (\bar{\nu}_e \bar{\nu}_\mu)} = s_{23}^2 \sin^2 2\theta_{13} \left( \frac{\Delta_{13}}{\tilde{B}_\mp} \right)^2 \sin^2 \left( \frac{\tilde{B}_\mp L}{2} \right) + c_{23}^2 \sin^2 2\theta_{12} \left( \frac{\Delta_{12}}{A} \right)^2 \sin^2 \left( \frac{AL}{2} \right) + \tilde{J} \frac{\Delta_{12}}{A} \frac{\Delta_{13}}{\tilde{B}_\mp} \sin \left( \frac{AL}{2} \right) \sin \left( \frac{\tilde{B}_\mp L}{2} \right) \cos \left( \pm \delta - \frac{\Delta_{13} L}{2} \right), \quad (1)$$

where  $L$  is the baseline,  $\tilde{B}_\mp \equiv |A \mp \Delta_{13}|$  and the matter parameter,  $A$ , is given in terms of the average electron number density,  $n_e(L)$ , as  $A \equiv \sqrt{2} G_F n_e(L)$ , where the  $L$ -dependence will be taken from [10] and  $\tilde{J}$  is defined as  $\tilde{J} \equiv \cos \theta_{13} \sin 2\theta_{13} \sin 2\theta_{23} \sin 2\theta_{12}$ . In the following we will denote by atmospheric,  $P_{\nu(\bar{\nu})}^{atm}$ , solar,  $P^{sol}$ , and interference term,  $P_{\nu(\bar{\nu})}^{inter}$ , the three terms in eqs. (1). It is easy to show that  $|P_{\nu(\bar{\nu})}^{inter}| \leq P_{\nu(\bar{\nu})}^{atm} + P^{sol}$ , implying two very different regimes. When  $\theta_{13}$  is relatively large or  $\Delta m_{12}^2$  small, the probability is dominated by the atmospheric term, since  $P_{\nu(\bar{\nu})}^{atm} \gg P^{sol}$ . We will refer to this situation as the atmospheric regime. Conversely, when  $\theta_{13}$  is very small or  $\Delta m_{12}^2$  large, the solar term dominates  $P^{sol} \gg P_{\nu(\bar{\nu})}^{atm}$ . This is the solar regime. It is essential then to understand whether the correlation between  $\delta$  and  $\theta_{13}$  can be resolved in such a way CP violation is measurable in both regimes.

**Simultaneous determination of  $\delta$  and  $\theta_{13}$ .** The first question now is if by measuring  $P_{\nu_e \nu_\mu}$  and  $P_{\bar{\nu}_e \bar{\nu}_\mu}$ , it is possible to determine unambiguously  $\delta$  and  $\theta_{13}$  at fixed neutrino energy,  $E_\nu$ , and baseline,  $L$ . The answer is no, because at fixed  $E_\nu$  and  $L$  there exist degenerate solutions for  $(\theta_{13}, \delta)$  which give the same probabilities than some central values chosen by nature  $(\bar{\theta}_{13}, \bar{\delta})$ . We have performed simultaneous  $\chi^2$  fits of the parameters  $\delta$  and  $\theta_{13}$  for three reference baselines  $L = 732$  km, 2810 km and 7332 km, as well as for various combinations of them. Realistic efficiencies and backgrounds have been included for a 40 Kton magnetized iron detector [11]. We have considered a muon beam of 50 GeV (five energy bins of 10 GeV) providing  $10^{21}$  useful  $\mu^+$  and  $\mu^-$  decays, which is our working setup in the present work, as it was in [2]. Our detector has very low efficiencies for neutrino energies below 10 GeV. All the results that we show correspond to central values of the parameters in the LMA-MSW scenario:  $\Delta m_{12}^2 = 10^{-4}$  eV<sup>2</sup>,  $\Delta m_{23}^2 = 3 \times 10^{-3}$  eV<sup>2</sup> and  $\theta_{12} = \theta_{23} = 45^\circ$ , except in Fig. 4, where the full range of  $\Delta m_{12}^2$  is considered. Degenerate solutions are clearly seen in our fits even if they include several bins in energy.

**Atmospheric regime.** In Figs. 1 we show the 68.5%, 90% and 99% contours result-

ing from the fits for  $L = 2810$  km, for four central values of  $\bar{\delta} = -90^\circ, 0^\circ, 90^\circ, 180^\circ$  and for  $\bar{\theta}_{13} = 2^\circ$  (left) and  $\bar{\theta}_{13} = 8^\circ$  (right). The energy dependence of the signals is not significant enough (with our setup) to resolve the expected two-fold degeneracy at the optimal baseline.

**Solar regime.** Figs. 2 depict the analogous to Figs. 1 for two cases:  $\bar{\theta}_{13} = 0.3^\circ$  (left) and  $\bar{\theta}_{13} = 0.6^\circ$  (right). In the solar regime, at fixed  $E_\nu$  and  $L$ , there exist a  $\bar{\theta}_{13} = 0$  (and any  $\bar{\delta}$ ) mimicking solution. Consider for instance the case  $\bar{\theta}_{13} = 0.3^\circ$  (left): the degenerate images of the four points chosen appear grouped at the right/lower side of the figure. These are the solutions that mimic  $\theta_{13} = 0$ . Note that at  $\bar{\theta}_{13} = 0.3$ , the sensitivity to CP is already lost for  $\bar{\delta} = -90^\circ$ .

**New analysis: inclusion of expected errors on oscillation parameters and matter density.** Recent analysis of the expected uncertainty in the knowledge of the atmospheric parameters at the neutrino factory indicate a  $\sim 1\%$  uncertainty in  $\Delta m_{23}^2$  and  $\sin^2 2\theta_{23}$  [12]<sup>3</sup>. For the solar parameters in the LMA-MSW regime we include the results of the analyses of the Kamland reach [13]: 2% error in  $\Delta m_{12}^2$  and  $\pm 0.04$  in  $\sin^2 2\theta_{12}$ , for maximal  $\theta_{12}$ , both at  $1\sigma$ . For the uncertainty on the matter parameter,  $A$ , we could not find any estimate in the literature. The dispersion of the different models of the Earth density profile [14] indicates an uncertainty of 1–2% for trajectories which do not cross the core, although we consider a range between 1–10% for illustration. The most important effects result from the uncertainty in  $\theta_{23}$  and in the matter parameter  $A$  (once  $\Delta m_{12}^2$  and  $\sin^2 2\theta_{12}$  are assumed to be known from Kamland as discussed above), with the former affecting mainly the measurement of  $\theta_{13}$  and the latter the sensitivity to  $\delta$ . In Fig. 3 (left) we show the results from the fits for  $\bar{\delta} = 90^\circ$  and  $-90^\circ$  at  $L = 2810$  km, including all errors (with an error in the matter parameter of 1%) compared (right) with the situation in which only the error on the atmospheric angle  $\theta_{23}$  is included. The two graphics in this figure are almost identical, showing that the dominant error is that of  $\theta_{23}$ . The uncertainty in  $A$  is more relevant for the determination of  $\delta$ , although if this error is controlled at the percent level the effect is negligible. Finally, it is interesting to understand how much of the LMA-MSW range can be covered in the discovery of CP violation. This is illustrated in Fig. 4 with a rough exclusion plot. For the hypothetical nature values  $\bar{\delta} = 90^\circ$  and the best combination of baselines,  $L = 2810 + 7332$  km, the line corresponds to the minimum value of  $\Delta m_{12}^2$  at which the 99%CL error on the phase reaches  $90^\circ$  degrees, and is thus indistinguishable from  $0^\circ$  or  $180^\circ$  (i.e. no CP violation). All errors on the parameters have been included. With this definition, there is sensitivity to CP violation for  $\theta_{13} >$  few tenths of degree and  $\Delta m_{12}^2 > 3 \times 10^{-4} \text{ eV}^2$ .

**Conclusions.** At the hypothetical time of the neutrino factory, the value of the parameters  $\theta_{13}$  and  $\delta$  may be still unknown and will have to be simultaneously measured. A relevant problem unearthed is the generic existence, at a given (anti)neutrino energy and fixed baseline, of a second value of the set  $(\theta_{13}, \delta)$  which gives the same

<sup>3</sup> Although these analyses have been done for the SMA-MSW solution or assuming that the solar parameters are known, we will assume that in the LMA-MSW scenario the errors on the solar parameters or in the matter term do not change this result.

oscillation probabilities for neutrinos and antineutrinos than the true value chosen by nature. These degeneracies can disappear if there exist a significant energy or baseline dependence, but the former, with our statistics and including realistic efficiencies and backgrounds in our spectral analysis, is not strong enough to resolve degeneracies at an optimal baseline. We have performed simultaneous fits for the combination of any two baselines in the atmospheric regime. In Fig. 5 we show the result for the best combination of baselines in the atmospheric regime. While the two-fold degeneracy disappears completely in the combination of the larger baseline with the two shorter ones, it does not disappear in the combination of the two shorter baselines. In the solar regime, as in the atmospheric one, the degeneracies are nicely resolved in the combination of the intermediate and long baselines. We have also found that degenerate solutions do not exist increasing our statistics by a factor five at the intermediate baseline with our setup. If realistic detectors with a lower detection threshold are feasible [15], the situation can be easier with just one baseline. Furthermore, we have included in the analysis the expected uncertainty on the knowledge of the rest of the oscillation parameters ( $\sin^2 \theta_{23}$ ,  $\Delta m_{23}^2$ ,  $\sin^2 \theta_{12}$ ,  $\Delta m_{12}^2$ ) and on the Earth electron density. Noticeable changes result from the error on  $\theta_{23}$ , which affects mainly the uncertainty in  $\theta_{13}$ , and from the uncertainty on the Earth matter profile, which affects mainly the extraction of  $\delta$ . In Fig. 6 we show the results for the best combination of baselines when all errors have been included. The resolution of the degeneracies discussed before is still achieved, but the contours have become sizeably larger. The overall conclusion is that the optimal distance for studying CP-violation effects with neutrino energies of few dozens of GeV is still of  $O(3000)$  km, although the combination of two baselines, one of which being preferably a very long one, is very important in resolving degeneracies.

## References

- [1] J. Burguet Castell, M.B. Gavela, J.J. Gómez Cádenas, P. Hernández and O. Mena, Nucl. Phys. B **608** (2001) 301.
- [2] A. Cervera *et al.*, Nucl. Phys. **B579** (2000) 17; Erratum-ibid. **B593** (2001) 731.
- [3] D.G. Kosharev, CERN internal report CERN/ISR-DI/74-62 (1974).
- [4] S. Geer, Phys. Rev. **D57** (1998); 6989; and erratum.
- [5] J. Arafune, M. Koike and J. Sato, Phys. Rev. **D56** (1997) 3093. Phys. Lett. **B345** (1998) 373. H. Minakata and H. Nunokawa, Phys. Lett. **B413** (1997) 369; Phys. Rev. **D57** (1998) 4403. S.M. Bilenky, C. Giunti and W. Grimus, Phys.Rev. **D58** (1998) 033001. M. Tanimoto, Phys. Lett. **B462** (1999) 115.
- [6] A. de Rújula, M. B. Gavela and P. Hernández, Nucl. Phys. **B547** (1999) 21.
- [7] K. Dick *et al*, Nucl. Phys. **B562** (1999) 299. A. Donini *et al*, Nucl.Phys. **B574** (2000) 23. A. Romanino, Nucl. Phys. **B574** (2000) 675. G. Barenboim and F. Scheck, Phys.Lett.

- B475** (2000) 95. M. Freund *et al*, Nucl. Phys. **B578** (2000) 27. J. Bernabeu and M.C. Banuls, Nucl. Phys. Proc. Suppl. **87** (2000) 315. A. Bueno, M. Campanelli and A. Rubbia, Nucl. Phys. **B589** (2000) 577. V. Barger, S. Geer and K. Whisnant, Phys. Rev. **D61** (2000) 053004. H. Minakata and H. Nunokawa, Phys. Lett. **B495**(2000)369. S.J. Parke and T.J. Weiler, Phys. Lett. **B501**(2001) 106. P. Lipari, hep-ph/0102046.
- [8] L. Wolfenstein, Phys. Rev. **D17** (1978) 2369; **D20** (1979) 2634; S.P. Mikheyev and A. Smirnov, Sov. J. Nucl. Phys. **42** (1986) 913.
- [9] For a recent global analysis of solar data and atmospheric data see for instance M.C. González-García *et al*, Phys. Rev. **D63** (2001) 033005.
- [10] R. Gandhi *et. al.*, Astropart. Phys. **5** (1996) 81.
- [11] A. Cervera, F. Dydak and J.J. Gómez-Cadenas, Nucl. Instrum. Meth. **A451** (2000) 123.
- [12] V. Barger *et. al.*, Phys. Rev. **D62** (2000) 013004; M.C. González-García, talk at the CERN Nufact neutrino oscillation working group, February 2000.
- [13] V. Barger, D. Marfatia and B.P. Wood, hep-ph/0011251. H. Murayama and A. Pierce, hep-ph/0012075.
- [14] J.N. Bahcall and P.I. Krastev, Phys. Rev. **C56** (1997) 2839. J.N. Bahcall, private communication.
- [15] M. Freund, P. Huber and M. Lindner, hep-ph/0105071.

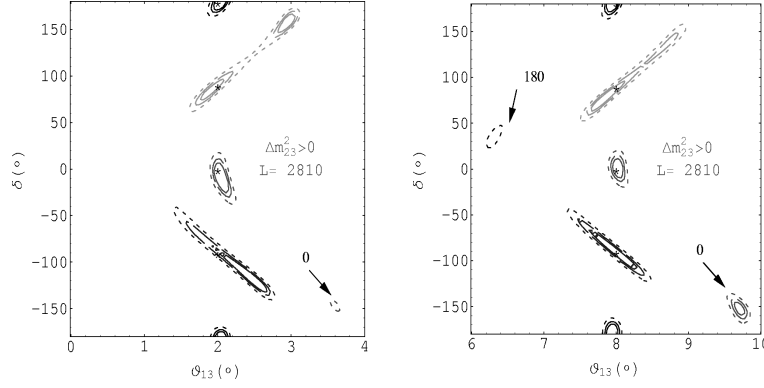


Fig. 1. Simultaneous fits of  $\delta$  and  $\theta_{13}$  at  $L = 2810$  km for different central values of  $\bar{\delta}$  and  $\bar{\theta}_{13} = 2^\circ$  (left),  $8^\circ$  (right)(atmospheric regime). The value of  $\bar{\delta}$  for the degenerate solutions is also indicated.

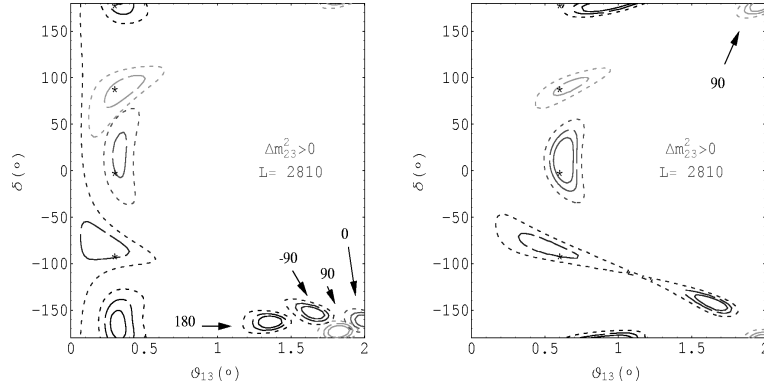


Fig. 2. The same as Fig. 1 for  $\bar{\theta}_{13} = 0.3^\circ$  (left),  $0.6^\circ$  (right)(solar regime).

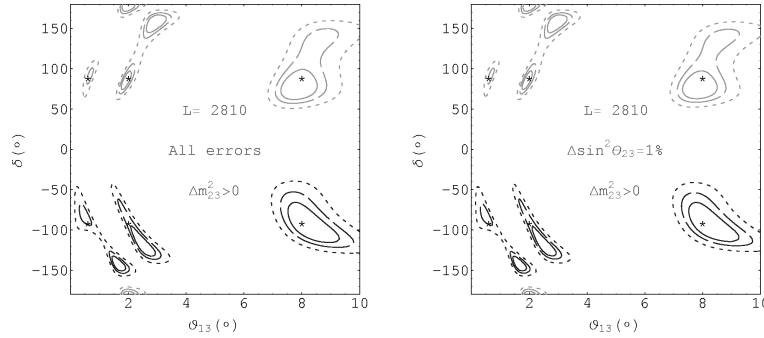


Fig. 3. Fits of  $\delta$  and  $\theta_{13}$  at  $L = 2810$  km including all the errors on the remaining parameters (left plot) with  $\Delta A/A = 1\%$  and including only the error on  $\theta_{23}$  (right plot).

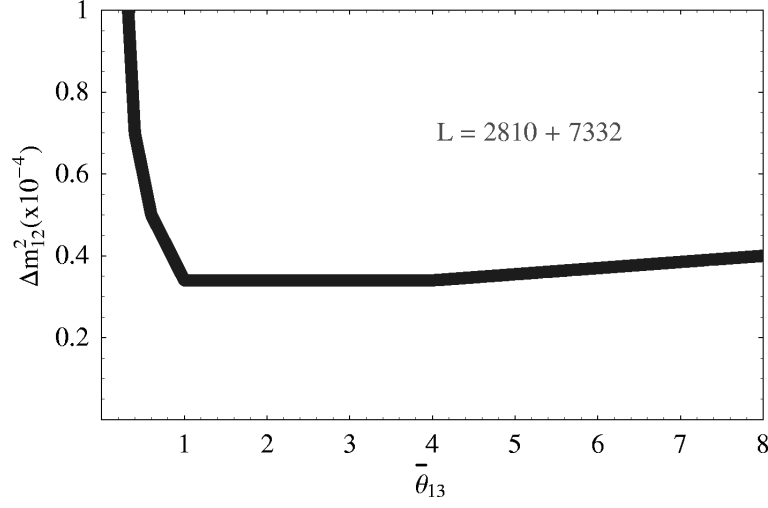


Fig. 4. Sensitivity reach for CP violation as defined in the text on the plane  $(\Delta m_{12}^2, \bar{\theta}_{13})$  for the combination of baselines  $L = 2810$  and  $7332$  km. All errors are included.

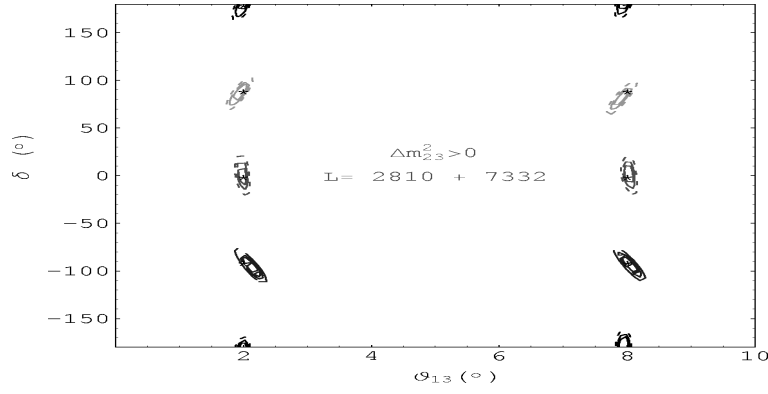


Fig. 5. Fits of  $\delta$  and  $\theta_{13}$  at the best combination of baselines (atmospheric regime)

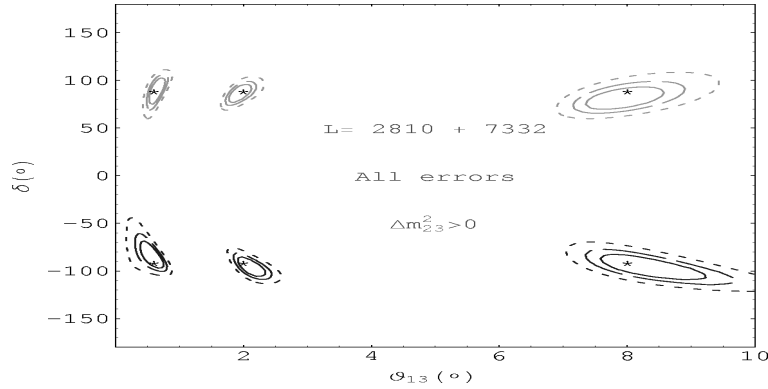


Fig. 6. The same as Fig. 5 with all the errors on the remaining parameters included ( $\Delta A/A = 1\%$ ).