

PROTON POLARIZABILITY CONTRIBUTION TO THE HYPERFINE SPLITTING IN MUONIC HYDROGEN

E.V.Cherednikova

443011, Samara, Pavlov 1, Samara State University, Russian Federation

R.N.Faustov*

117333, Moscow, Vavilov, 40, Scientific Council "Cybernetics" RAS

A.P.Martynenko†

443011, Samara, Pavlov, 1, Department of Theoretical Physics, Samara State University

(November 10, 2018)

The contribution of the proton polarizability to the ground state hyperfine splitting in muonic hydrogen is evaluated on the basis of modern experimental and theoretical results on the proton polarized structure functions. The value of this correction is equal to $4.6(8) \cdot 10^{-4}$ times the Fermi splitting.

36.10 Dr, 12.20 Ds, 31.30 Jv

Keywords: muonic hydrogen, hyperfine splitting, proton polarizability, nucleon polarized structure functions

I. INTRODUCTION

The investigation of the energy spectra of hydrogenic atoms (positronium, muonium, hydrogen atom, muonic hydrogen, et. al) as well as lepton anomalous magnetic moments provides a test of quantum electrodynamics and the theory of electromagnetic bound states with very high accuracy. Moreover, the values of the fundamental physical constants (the particle masses, fine structure constant, proton charge radius, etc.) can be determined more precisely. Inclusion of new simple atomic systems in the range of the experimental investigations can lead to the significant progress in solving of these problems. The measurement of the muonic hydrogen Lamb shift at PSI with a precision of 30 ppm will allow to improve our knowledge of the proton charge radius by an order of magnitude [1]. Another important problem is connected with the measurement of the ground state hyperfine splitting (HFS) in muonic hydrogen [2]. In the case of electronic hydrogen HFS was measured with extremely high accuracy many years ago [3]:

$$\Delta\nu_{\text{HFS}}^{\text{exp}}(\text{ep}) = 1420405.7517667(9) \text{ kHz.} \quad (1)$$

The corresponding theoretical expression of the hydrogen hyperfine splitting can be written in the form ($\Delta E_{\text{HFS}}^{\text{th}} = 2\pi\hbar\Delta\nu_{\text{HFS}}^{\text{th}}$) [4]:

$$\Delta E_{\text{HFS}}^{\text{th}} = E_{\text{F}}(1 + \delta^{\text{QED}} + \delta^{\text{S}} + \delta^{\text{P}}), \quad E_{\text{F}} = \frac{8}{3}\alpha^4 \frac{\mu_{\text{P}}m_1^2m_2^2}{(m_1 + m_2)^3}, \quad (2)$$

where μ_{P} is the proton magnetic moment, m_1, m_2 are the masses of the electron (muon) and proton. The calculation of different corrections to E_{F} has a long history. Modern status in the theory of hydrogenic atoms was presented in details in [4]. δ^{QED} denotes the contribution of higher-order quantumelectrodynamical effects. This correction is known with an accuracy 10^{-7} [4]. Corrections δ^{S} and δ^{P} take into account the influence of strong interaction. δ^{S} describes the effects of the proton finite-size and recoil contribution. δ^{P} is the correction due to the proton polarizability. The calculation of the nucleon electromagnetic form factors and the polarized structure functions on the basis of QCD inspired effective field theories [5] with high degree of accuracy can lead to the determination of the contributions δ^{S} and δ^{P} in the hydrogen HFS. The progress in solving of these problems strongly depends also on the successful realization of the program for the study of the nucleon excitations at CEBAF [6].

The comparison of the theoretical result (2) for electronic hydrogen without the unknown proton polarizability correction with the experimental value (1) yields:

*E-mail: faustov@theory.sinp.msu.ru

†E-mail: mart@info.ssu.samara.ru

$$\frac{\Delta E_{\text{HFS}}^{\text{th}} - \Delta E_{\text{HFS}}^{\text{exp}}}{E_{\text{F}}} = -4.5(1.1) \cdot 10^{-6}, \quad (3)$$

where the main sources of uncertainty in (3) are the inaccuracy of the proton form factor parameterization (dipole fit etc.) and the contradictory experimental data on the proton radius. The general structure of the expression for the muonic hydrogen hyperfine splitting coincides with (2). The QED contribution emerges after replacement $m_e \rightarrow m_\mu$. The corrections $\delta^{\text{S}}(\mu\text{p})$ and $\delta^{\text{P}}(\mu\text{p})$ also depend on the lepton mass. So, there are no simple relations between δ^{S} and δ^{P} for muonic and electronic hydrogen. But the inclusion of the muonic hydrogen HFS in the sphere of the theoretical and experimental investigations can shed additional light on the proton polarizability and proton structure corrections in both systems.

II. GENERAL FORMALISM

The main part of the one-loop proton structure correction is determined by the following expression (Zemach correction) [7,8]:

$$\Delta E = E_{\text{F}} \frac{2\alpha\mu}{\pi^2} \int \frac{d\vec{p}}{(p^2 + b^2)^2} \left[\frac{G_{\text{E}}(-\vec{p}^2)G_{\text{M}}(-\vec{p}^2)}{1 + \kappa} - 1 \right] = E_{\text{F}}(-2\mu\alpha)R_{\text{p}}, \quad b = \alpha\mu, \quad (4)$$

where R_{p} is the Zemach radius, μ is reduced mass. In the coordinate representation the Zemach correction is determined by the magnetic moment density $\rho_{\text{M}}(\mathbf{r})$ and by the density of electric charge $\rho_{\text{E}}(\mathbf{r})$. The value of R_{p} can be obtained in the analytical form by using the dipole parameterization for the proton electromagnetic form factors G_{E} and G_{M} :

$$R_{\text{p}} = \frac{35}{8\Lambda} - \frac{12b}{\Lambda^2} + \frac{105b^2}{4\Lambda^3} + O\left(\frac{b^3}{\Lambda^4}\right), \quad (5)$$

where $\Lambda = 0.898m_{\text{p}}$. Correction to the mass independent part $35/8\Lambda$ in eq. (5) of order $O(b/\Lambda)$ is small due to the first power of the fine structure constant. Relative order contribution of the Zemach correction to the hydrogen HFS is the following:

$$\text{electronic hydrogen : } R_{\text{p}} = 1.025 \text{ fm}, \quad \delta(\text{Zemach}) = -38.72 \text{ ppm}, \quad (6)$$

$$\text{muonic hydrogen : } R_{\text{p}} = 1.022 \text{ fm}, \quad \delta(\text{Zemach}) = -71.80 \cdot 10^{-4}, \quad (7)$$

Other possible parameterizations for the nucleon electromagnetic form factors [9] lead to changing the Zemach correction by 3-4 %. The second recoil part of the one-loop contribution to the HFS in hydrogen is equal to $5.22 \cdot 10^{-6}E_{\text{F}}$ [8]. Other uncertainty of the expression (2) is connected with the proton polarizability correction δ^{P} . This contribution can be obtained from the two-photon exchange diagrams as illustrated in Fig. 1. The corresponding amplitudes of the virtual Compton scattering on the proton can be expressed through nucleon polarized structure functions $G_1(\nu, Q^2)$ and $G_2(\nu, Q^2)$. The inelastic contribution of the diagrams (a), (b) Fig. 1 to the hydrogen HFS was studied in [10–14], where the electron mass was neglected. Preserving exact dependence on the muon mass in the case of muonic hydrogen we can present the proton polarizability contribution to the HFS in the form:

$$\Delta E_{\text{HFS}}^{\text{P}} = \frac{Z\alpha m_1}{2\pi m_2(1 + \kappa)} E_{\text{F}}(\Delta_1 + \Delta_2) = (\delta_1^{\text{P}} + \delta_2^{\text{P}})E_{\text{F}} = \delta^{\text{P}}E_{\text{F}}, \quad (8)$$

$$\Delta_1 = \int_0^\infty \frac{dQ^2}{Q^2} \left\{ \frac{9}{4}F_2^2(Q^2)\beta_0(\sigma) - 4m_2^3 \int_{\nu_{\text{th}}}^\infty \frac{d\nu}{\nu} \beta_1(\sigma, \theta)G_1(\nu, Q^2) \right\}, \quad (9)$$

$$\Delta_2 = -12m_2^2 \int_0^\infty \frac{dQ^2}{Q^2} \int_{\nu_{\text{th}}}^\infty d\nu \beta_2(\sigma, \theta)G_2(\nu, Q^2), \quad (10)$$

where ν_{th} determines the pion-nucleon threshold:

$$\nu_{\text{th}} = m_\pi + \frac{m_\pi^2 + Q^2}{2m_2}, \quad (11)$$

and the functions $\beta_{0,1,2}$ have the form:

$$\beta_0(\sigma) = 2 \frac{\sqrt{1+\sigma} - 1}{\sigma}, \quad \sigma = \frac{4m_1^2}{Q^2}, \quad (12)$$

$$\beta_1(\sigma, \theta) = \frac{\theta}{\sigma(-1 + \sigma\theta)} \left[\frac{-2\sqrt{1+\sigma} + 2 - 4\sigma^2 - 2\sigma}{\sqrt{1+\sigma}} + \frac{2\sigma(-\theta^2 + \theta^{3/2}\sqrt{1+\theta} + \theta + 2)}{\sqrt{\theta(1+\theta)}} \right], \quad \theta = \frac{\nu^2}{Q^2} \quad (13)$$

$$\beta_2(\sigma, \theta) = \frac{2}{\sigma(-1 + \sigma\theta)} \left[1 - \sqrt{1+\sigma} + \sigma \left(-\theta + \sqrt{\theta(1+\theta)} \right) \right]. \quad (14)$$

$F_2(Q^2)$ is the Pauli form factor of the proton and the proton anomalous magnetic moment $\kappa=1.792847386(63)$ [15]. For past years there were not enough experimental data and theoretical information about proton spin-dependent structure functions. So, the previous study of the contribution ΔE_{HFS}^P contains only estimation of the proton polarizability effects: $\delta^P \sim 1 \div 2$ ppm, or the calculation of main resonance contributions [12–14,16]. The theoretical bound for the proton polarizability contribution to the HFS of electronic hydrogen is $|\delta^P| \leq 4$ ppm [17]. New estimation of the contribution δ^P in the hydrogen atom was done in [18] on the basis of modern experimental data and theoretical results on the structure functions $G_{1,2}(\nu, Q^2)$. By virtue of the fact that the muon to electron mass ratio $m_\mu/m_e=206.768266$ the lepton mass dependent terms in the functions β_i give appreciable contribution to the δ^P . It is our purpose here to calculate the correction δ^P for muonic hydrogen with the account muon mass dependent terms in (8)-(10). Previously we have considered also the other possible source of small uncertainty in the HFS interval, connected with the hadronic vacuum polarization [19].

The polarized structure functions $g_1(\nu, Q^2)$ and $g_2(\nu, Q^2)$ enter in the antisymmetric part of hadronic tensor $W_{\mu\nu}$, describing lepton-nucleon deep inelastic scattering (DIS) [20]:

$$W_{\mu\nu} = W_{\mu\nu}^{[S]} + W_{\mu\nu}^{[A]}, \quad (15)$$

$$W_{\mu\nu}^{[S]} = \left(-g_{\mu\nu} + \frac{q_\mu q_\nu}{q^2} \right) W_1(\nu, Q^2) + \left(P_\mu - \frac{P \cdot q}{q^2} q_\mu \right) \left(P_\nu - \frac{P \cdot q}{q^2} q_\nu \right) \frac{W_2(\nu, Q^2)}{m_2^2}, \quad (16)$$

$$W_{\mu\nu}^{[A]} = \epsilon_{\mu\nu\alpha\beta} q^\alpha \left\{ S^\beta \frac{g_1(\nu, Q^2)}{P \cdot q} + [(P \cdot q)S^\beta - (S \cdot q)P^\beta] \frac{g_2(\nu, Q^2)}{(P \cdot q)^2} \right\}, \quad (17)$$

$\epsilon_{\mu\nu\alpha\beta}$ is the totally antisymmetric tensor in four dimensions, $g_1(\nu, Q^2) = m_2^2 \nu G_1(\nu, Q^2)$, $g_2(\nu, Q^2) = m_2 \nu^2 G_2(\nu, Q^2)$, P is the four-momentum of the nucleon, $x = Q^2/2m_2\nu$ is the Bjorken variable, S is the proton spin four-vector, normalized to $S^2 = -1$, $q^2 = -Q^2$ is the square of the four-momentum transfer. The invariant quantity $P \cdot q$ is related to the energy transfer ν in the proton rest frame: $P \cdot q = m_2\nu$. The invariant mass of the electroproduced hadronic system W is then $W^2 = m_2^2 + 2m_2\nu - Q^2 = m_2^2 + Q^2(1/x - 1)$. Here W_1 and W_2 are the structure functions for unpolarized scattering. In the DIS regime the invariant mass W must be greater than any resonance in the nucleon. The threshold between the resonance region and the deep-inelastic region is not well defined, but it is usually taken to be at about $W^2 = 4 \text{ GeV}^2$.

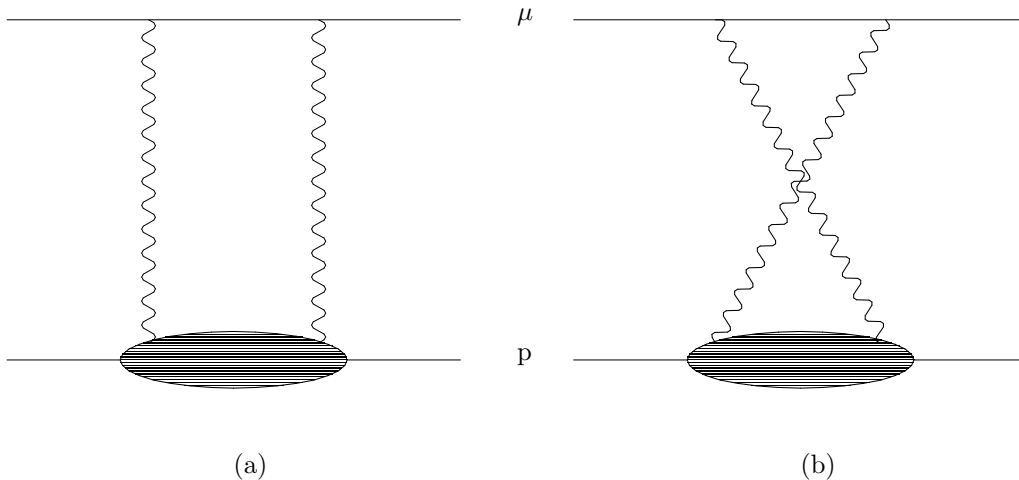


FIG. 1. Feynman diagrams for proton polarizability correction to the hydrogen HFS.

Hadronic tensor $W_{\mu\nu}$ is proportional to the imaginary part of the off-shell Compton amplitude for the forward scattering of virtual photons on nucleons: $\gamma^*N \rightarrow \gamma^*N$. The photon-nucleon interaction depends on the photon polarization as well as on the nucleon one. This gives four independent helicity amplitudes of the form $M_{ab;cd}$, with a, b, c, d values for the helicities of the photon and nucleon initial and final states:

$$M_{1,1/2;1,1/2}, \quad M_{1,-1/2;1,-1/2}, \quad M_{0,1/2;0,1/2}, \quad M_{1,1/2;0,-1/2}.$$

These components correspond to the four structure functions W_1, W_2, g_1, g_2 . All other possible combinations of initial and final photon and nucleon helicities are related to the above by time reversal and parity transformation.

The proton spin structure functions can be measured in the inelastic scattering of polarized electrons on polarized protons. Recent improvements in polarized lepton beams and nucleon targets have made it possible to make accurate measurements of nucleon polarized structure functions $g_{1,2}$ in experiments at SLAC, CERN and DESY [21–27]. The spin dependent structure functions can be expressed in terms of virtual photon-absorption cross sections [20]:

$$g_1(\nu, Q^2) = \frac{m_2 \cdot K}{8\pi^2\alpha(1 + Q^2/\nu^2)} \left[\sigma_{1/2}(\nu, Q^2) - \sigma_{3/2}(\nu, Q^2) + \frac{2\sqrt{Q^2}}{\nu} \sigma_{\text{TL}}(\nu, Q^2) \right] \quad (18)$$

$$g_2(\nu, Q^2) = \frac{m_2 \cdot K}{8\pi^2\alpha(1 + Q^2/\nu^2)} \left[-\sigma_{1/2}(\nu, Q^2) + \sigma_{3/2}(\nu, Q^2) + \frac{2\nu}{\sqrt{Q^2}} \sigma_{\text{TL}}(\nu, Q^2) \right] \quad (19)$$

where $K = \nu - \frac{Q^2}{2m_2}$ is the Hand kinematical flux factor for virtual photons, $\sigma_{1/2}, \sigma_{3/2}$ are the virtual photoabsorption transverse cross sections for the total photon-nucleon helicity of 1/2 and 3/2 respectively, σ_{TL} is the interference term between the transverse and longitudinal photon-nucleon amplitudes. In this work we calculate contribution $\Delta E_{\text{HFS}}^{\text{P}}$ on the basis of the latest experimental data on structure functions $g_{1,2}(\nu, Q^2)$ and theoretical predictions for the cross sections $\sigma_{1/2,3/2,\text{TL}}$.

III. POLARIZED STRUCTURE FUNCTIONS

A. Deep-Inelastic region

Our calculation of the contribution $\Delta E_{\text{HFS}}^{\text{P}}$ in the DIS region ($W^2 \geq 4 \text{ GeV}^2$) is based as on the recent experimental data [21–23,26], so on the evolution equations for the polarized parton densities. The structure function g_1 is related to the polarized quark and gluon distributions by [28,29]

$$g_1(x, Q^2) = \frac{\langle e^2 \rangle}{2} [C_{\text{NS}} \otimes \Delta q_{\text{NS}} + C_{\text{S}} \otimes \Delta \Sigma + 2n_{\text{f}} C_{\text{g}} \otimes \Delta g], \quad (20)$$

where $\langle e^2 \rangle = n_f^{-1} \sum_{i=1}^n e_i^2$, \otimes denotes convolution with respect to x . The nonsinglet and singlet quark distributions are defined as:

$$\Delta q_{\text{NS}} = \sum_{i=1}^{n_f} \left(\frac{e_i^2}{\langle e^2 \rangle} - 1 \right) (\Delta q_i + \Delta \bar{q}_i), \quad (21)$$

where $\Delta q_i(x, Q^2) = q_+(x, Q^2) - q_-(x, Q^2)$ measures to what degree the parton of flavour q "remembers" its parent proton polarization, $\Delta g(x, Q^2)$ is the longitudinally polarized gluon density, probed at a scale Q^2 . The evolution equations for the polarized parton densities are given by [28,29]

$$\frac{d}{dt} \Delta q_{\text{NS}} = \frac{\alpha_s(t)}{2\pi} P_{qq}^{\text{NS}} \otimes \Delta q_{\text{NS}}, \quad (22)$$

$$\frac{d}{dt} \begin{pmatrix} \Delta \Sigma \\ \Delta g \end{pmatrix} = \frac{\alpha_s(t)}{2\pi} \begin{pmatrix} P_{qq}^S & 2n_f P_{qg}^S \\ P_{gq}^S & P_{gg}^S \end{pmatrix} \otimes \begin{pmatrix} \Delta \Sigma \\ \Delta g \end{pmatrix},$$

where $t = \ln(Q^2/\Lambda_0^2)$. The coefficient functions C and the polarized splitting functions P are now known at NLO. To mitigate possible higher twist contributions we used the Fortran program for solving the Q^2 evolution equations, suggested in [29], only in the region of $Q^2 \geq 1 \text{ GeV}^2$. The comparison of obtained results for the polarized structure function $g_1(x, Q^2)$ with experimental data [21–23,26] is presented in Fig.2-4 at different Q^2 . Recent experimental data [21–23,26] show that there are still large experimental errors for the polarized structure function $g_1(x, Q^2)$. So, application of the evolution equations in the nonresonance region of $Q^2 \geq 1 \text{ GeV}^2$ allows to decrease substantially the theoretical errors in the δ^P calculation. In the region of $Q^2 \leq 1 \text{ GeV}^2$ we used the experimental data for $g_1(x, Q^2)$. All of the data, including the SMC data at $Q^2 \leq 1 \text{ GeV}^2$, were fitted by the parameterization:

$$g_1(x, Q^2) = a_1 x^{a_2} (1 + a_3 x + a_4 x^2) [1 + a_5 f(Q^2)] F_1(x, Q^2), \quad (23)$$

where $F_1 = W_1 m_2$. The coefficients of the fits and different models for the form of the Q^2 dependence may be found in [21]. Numerical integration in (8) was performed with the $f(Q^2) = -\ln Q^2$ (fit IV), corresponding to the perturbative QCD behaviour. We have extrapolated relation (23) to the region near $Q^2 = 0$. Calculation of the second part of the correction δ^P in (8) for the nonresonance region was performed by means of the Wandzura-Wilczek relation between spin structure functions $g_1(x, Q^2)$ and $g_2(x, Q^2)$:

$$g_2^{\text{WW}}(x, Q^2) = -g_1(x, Q^2) + \int_x^1 g_1(t, Q^2) \frac{dt}{t}, \quad g_2^{\text{WW}} \approx g_2. \quad (24)$$

Higher twist terms contribute to $g_2(x, Q^2)$ as well, but they are small enough. So when the transverse asymmetry A_\perp is not measured or is poorly known, $g_2 = g_2^{\text{WW}}$ is often used.

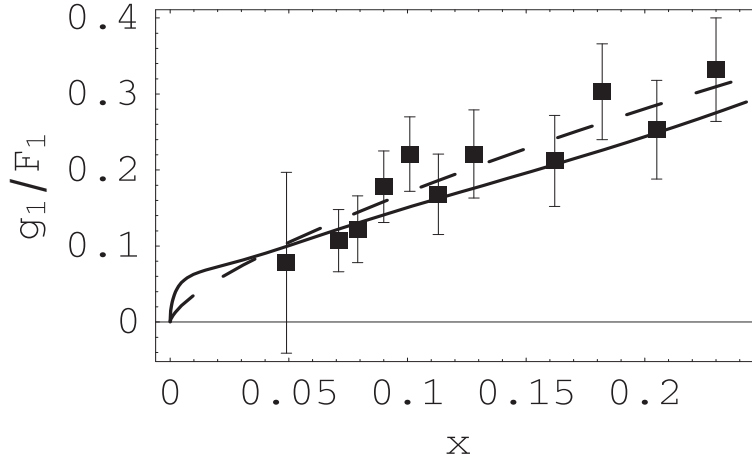


FIG. 2. Plots of $g_1(x, Q^2)/F_1(x, Q^2)$ for $Q^2 = 1 \text{ GeV}^2$. The solid and dashed curves are the solution of the DGLAP evolution equation and the experimental fit correspondingly. Experimental points with total errors are taken from the paper [21].

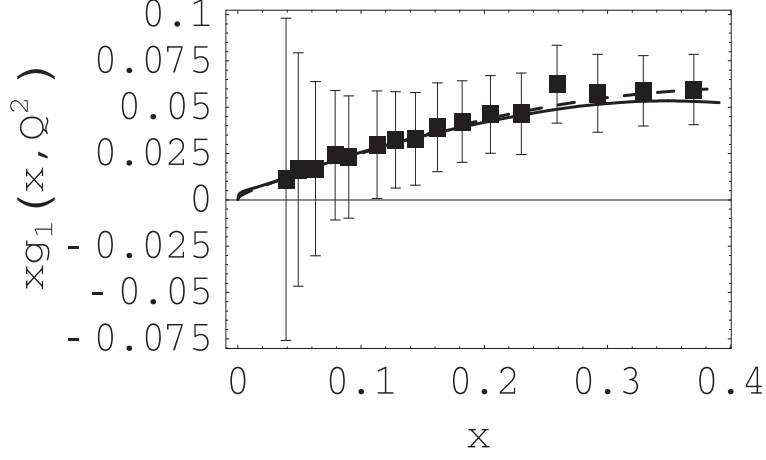


FIG. 3. Proton structure function $xg_1(x, Q^2)$ for $Q^2 = 2 \text{ GeV}^2$ in the nonresonance region (solid curve). The dashed curve is the experimental fit. Experimental points correspond to the paper [21]

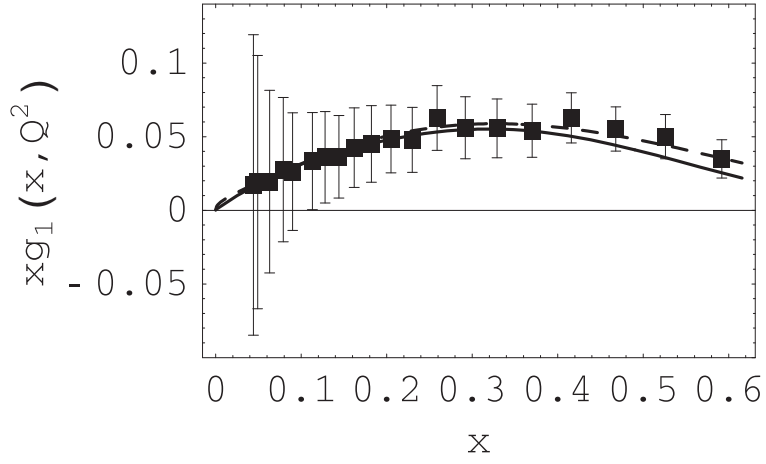


FIG. 4. Proton structure function $xg_1(x, Q^2)$ for $Q^2 = 5 \text{ GeV}^2$ in the nonresonance region (solid curve). The dashed curve is the experimental fit. Experimental points correspond to the paper [21].

B. Resonance region

The proton polarizability contribution to HFS in the resonance region is determined by the processes of photo- and electroproduction on nucleons of the pions and some prominent baryon resonances. The amplitudes of such reactions are shown on Fig.5.

To obtain correction (8) at the resonance region ($W^2 \leq 4\text{GeV}^2$) we use the Breit-Wigner parameterization for the photoabsorption cross sections in (18), (19), suggested in [30–36]. There are many baryon resonances that give contribution to photon absorption cross sections. We take into account only five most important resonances: $P_{33}(1232)$, $S_{11}(1535)$, $D_{13}(1520)$, $P_{11}(1440)$, $F_{15}(1680)$. Considering the one-pion decay channel of the resonances, the absorption cross sections $\sigma_{1/2}$ and $\sigma_{3/2}$ may be written as follows [33,37]:

$$\sigma_{1/2,3/2} = \left(\frac{k_R}{k}\right)^2 \frac{W^2 \Gamma_\gamma \Gamma_{R \rightarrow N\pi}}{(W^2 - M_R^2)^2 + W^2 \Gamma_{\text{tot}}^2} \frac{4m_P}{M_R \Gamma_R} |A_{1/2,3/2}|^2 \quad (25)$$

where $A_{1/2,3/2}$ are transverse electromagnetic helicity amplitudes,

$$\Gamma_\gamma = \Gamma_R \left(\frac{k}{k_R}\right)^{j_1} \left(\frac{k_R^2 + X^2}{k^2 + X^2}\right)^{j_2}, \quad X = 0.3 \text{ GeV}. \quad (26)$$

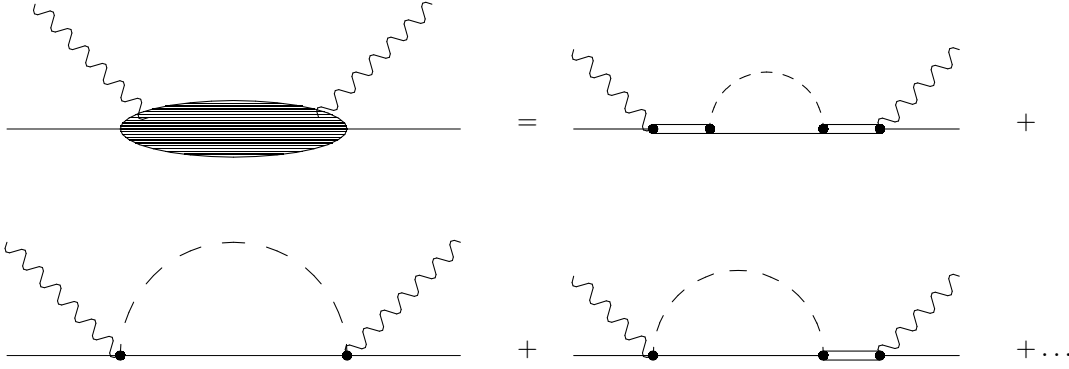


FIG. 5. Feynman amplitudes for proton polarizability correction in the resonance region. Solid, double solid, wave and dashed lines correspond to nucleon, baryon resonance, photon and pion correspondingly.

The resonance parameters Γ_R , M_R , j_1 , j_2 , Γ_{tot} were taken from [15,38]. In accordance with Refs. [32,34,38] the parameterization of one-pion decay width is

$$\Gamma_{R \rightarrow N\pi}(q) = \Gamma_R \frac{M_R}{M} \left(\frac{q}{q_R} \right)^3 \left(\frac{q_R^2 + C^2}{q^2 + C^2} \right)^2, \quad C = 0.3 \text{ GeV} \quad (27)$$

for the $P_{33}(1232)$ and

$$\Gamma_{R \rightarrow N\pi}(q) = \Gamma_R \left(\frac{q}{q_R} \right)^{2l+1} \left(\frac{q_R^2 + \delta^2}{q^2 + \delta^2} \right)^{l+1}, \quad (28)$$

for $D_{13}(1520)$, $P_{11}(1440)$, $F_{15}(1680)$. l is the pion angular momentum and $\delta^2 = (M_R - m_p - m_\pi)^2 + \Gamma_R^2/4$. Here q (k) and q_R (k_R) denote the c.m.s. pion (photon) momenta of resonances with mass M and M_R respectively. In the case of $S_{11}(1535)$ we take into account πN and ηN decay modes [34,38]:

$$\Gamma_{R \rightarrow \pi, \eta} = \frac{q_{\pi, \eta}}{q} b_{\pi, \eta} \Gamma_R \frac{q_{\pi, \eta}^2 + C_{\pi, \eta}^2}{q^2 + C_{\pi, \eta}^2}, \quad (29)$$

where $b_{\pi, \eta}$ is the π (η) branching ratio.

The cross section σ_{TL} is determined by an expression similar to (25), containing product $(S_{1/2}^* \cdot A_{1/2} + A_{1/2}^* S_{1/2})$ [21]. The calculation of helicity amplitudes $A_{1/2}$, $A_{3/2}$ and longitudinal amplitude $S_{1/2}$, as functions of Q^2 , was done on the basis of constituent quark model (CQM) in [39–44]. In the real photon limit $Q^2 = 0$ we take corresponding resonance amplitudes from [15]. At low center of mass energies the excitation of $\Delta(1232)$ resonance is of particular importance. At small Q^2 it is dominated by a magnetic dipole transition. The Q^2 dependence of $A_{1/2}(Q^2)$, $A_{3/2}(Q^2)$ was extracted from the analysis made in [45]. Helicity amplitudes of the other resonances were taken from the calculations in CQM [41–44]. We have considered Roper resonance $P_{11}(1440)$ as an ordinary qqq state [46]. As it follows from predictions of the quark model, the helicity amplitudes, which may be suppressed at $Q^2 = 0$, become dominant very rapidly with increasing Q^2 .

The two-pion decay modes of the higher nucleon resonances ($S_{11}(1535)$, $D_{13}(1520)$, $P_{11}(1440)$ and $F_{15}(1680)$) were described phenomenologically using two-step process as in [32]. The high lying nucleon resonance R can decay first into N^* ($P_{33}(1232)$ or $P_{11}(1440)$) and a pion or into a nucleon and ρ - or σ -meson. Then the new resonances decay into a nucleon and a pion or two pions:

$$R \rightarrow r + a = \begin{cases} N^* + \pi \rightarrow N + \pi + \pi, \\ \rho(\sigma) + N \rightarrow N + \pi + \pi. \end{cases}$$

The total decay width of such processes can be presented as a phase space weight integral over the mass distribution of the intermediate resonance $r = N^*, \rho, \sigma$ ($a = \pi, N$):

$$\Gamma_{R \rightarrow r+a}(W) = \frac{P_{2\pi}}{W} \int_0^{W-m_a} d\mu \cdot \text{Pr} \frac{2}{\pi} \frac{\mu^2 \Gamma_{r,\text{tot}}(\mu)}{(\mu^2 - m_r^2)^2 + \mu^2 \Gamma_{r,\text{tot}}^2(\mu)} \frac{(M_R - m_2 - 2m_\pi)^2 + C^2}{(W - m_2 - 2m_\pi)^2 + C^2}, \quad (30)$$

where $C = 0.3$ GeV, the factor $P_{2\pi}$ must be taken from the constraint condition: $\Gamma_{R \rightarrow r+a}(W_R)$ coincides with the experimental data, p_r is the three momentum of resonance r in the rest frame of R . $\Gamma_{r,\text{tot}}$ is the total width of the resonance r . The decay width of the meson resonance is parameterized similarly to that of the $P_{33}(1232)$:

$$\Gamma(\mu) = \Gamma_r \frac{m_r}{\mu} \left(\frac{q}{q_r} \right)^{2J_r+1} \frac{q_r^2 + \delta^2}{q^2 + \delta^2}, \quad \delta = 0.3 \text{ GeV}, \quad (31)$$

where m_r and μ are the mean mass and the actual mass of the meson resonance, q and q_r are the pion three momenta in the rest frame of the resonance with masses μ and m_r , J_r and Γ_r are the spin and decay width of the resonance with mass m_r .

To calculate the nonresonant contributions to cross sections $\sigma_{1/2}$, $\sigma_{3/2}$, σ_{TL} in the resonance region we have used predictions of the unitary isobar model (UIM) [36,47,48]. Nonresonant background contribution to $g_{1,2}(x, Q^2)$ for $W^2 \leq 4 \text{ GeV}^2$ can be derived from effective Lagrangians describing the electromagnetic γNN , $\gamma\pi\pi$ interactions and the hadronic πNN system [36]. These Lagrangians lead to the well-known expressions for the CGLN amplitudes F_1, \dots, F_6 [49], which give the dominant part of the background. The other part is related to vector meson exchange contributions. Within UIM taking into account Born terms, vector meson terms and the interference resonance background contributions to the polarized structure functions we can calculate the single-pion production amplitudes (see Fig.5) using the on-line version of the numerical program MAID: <http://www.kph.uni-mainz.de/MAID>. We used it to consider nonresonance pion electroproduction contributions to $\Delta_{1,2}$.

The Breit - Wigner five resonance parameterization of photon cross sections and constituent quark model results give good description of proton polarized structure functions in the resonance region. But the still existing difference between this description of $g_{1,2}(\nu, Q^2)$ and experimental data [18,37] requires further improvement in the construction of spin dependent structure functions. It can be done considering contributions of additional baryon resonances in the large W range: $S_{31}(1620)$, $F_{37}(1950)$, $D_{33}(1700)$, $P_{13}(1720)$, $F_{35}(1905)$ and accounting for different decay modes of such states. The particular significance in the study of the spin-dependent properties of baryon resonances belongs to Gerasimov-Drell-Hearn (GDH) sum rule [50]

$$-\frac{\kappa^2}{4m_2^2} = \frac{1}{8\pi^2\alpha} \int_{\nu_{\text{th}}}^{\infty} \frac{d\nu}{\nu} [\sigma_{1/2}(\nu, 0) - \sigma_{3/2}(\nu, 0)] \quad (32)$$

The GDH sum rule rests on the basic physical principles and an unsubtracted dispersion relation applied to the forward Compton amplitude. Recently there was obtained first experimental data for the contribution to GDH sum rule in the energy range $200 \leq E_\gamma \leq 800 \text{ MeV}$ [51]. Our expressions for the polarized structure functions $g_{1,2}(x, Q^2)$ show that sum rule (32) is valid with high accuracy. Here we must call special attention to the fact that the most important region for the integrals (9) and (10) on Q^2 variable lies from 0.1 GeV^2 to 1 GeV^2 .

The second part of (9) gives especially large negative contribution to the correction δ_1^P in the range of small Q^2 , where the contribution of Δ isobar is dominant. With increasing Q^2 its value falls and the total correction δ_1^P has positive sign.

IV. NUMERICAL RESULTS

The processes of electromagnetic production of light quark baryon resonances represent the unique sphere for the investigation of nonperturbative properties of quantum chromodynamics (QCD). The direct test of the hadron quark model, chiral perturbation theory (ChPT), UIM, QCD sum rules and other approaches is connected with the study of the GDH sum rule [51], helicity amplitudes $A_{1/2}$, $A_{3/2}$, $S_{1/2}$ and transition form factors [52,53], the nucleon spin-dependent structure functions [21–23]. The HFS measurement in the hydrogen atom and in the muonic hydrogen can be considered also for the verification of different effective field theories, because $\Delta E_{\text{HFS}}(\text{ep})$ is one of the most precisely measured quantities in atomic physics.

In this work for the ground state hyperfine splitting interval we considered the part of the strong interaction effects, which manifest itself in the proton polarizability correction. The calculation of δ^P was based on three main ingredients:

1. The evolution equations for the spin dependent structure functions in the nonresonance region,
2. The phenomenological hadron quark model, isobar model in the resonance region.
3. The experimental data for the nucleon polarized structure functions obtained at SLAC, DESY, CERN.

The values of contributions δ_1^P , δ_2^P and the total contribution δ^P , obtained after the numerical integration in the resonance and nonresonance regions are as follows:

$$\delta_{1,\text{res}}^P = 3.13 \cdot 10^{-4}, \quad \delta_{1,\text{nonres}}^P = 2.01 \cdot 10^{-4}, \quad \delta_1^P = 5.14 \cdot 10^{-4}, \quad (33)$$

$$\delta_{2,\text{res}}^P = -0.56 \cdot 10^{-4}, \quad \delta_{2,\text{nonres}}^P = -0.02 \cdot 10^{-4}, \quad \delta_2^P = -0.58 \cdot 10^{-4}, \quad (34)$$

$$\delta^P = \delta_1^P + \delta_2^P = 4.6 \pm 0.8 \cdot 10^{-4}, \quad (35)$$

where the error, indicated in the expression (35), is determined by three main factors, connected with the polarized structure functions. We solved DGLAP equations in the NLO approximation, so possible uncertainty in δ^P can comprise near 10% of obtained result. The other source of the theoretical uncertainty arises from the experimental data errors in the $Q^2 \leq 1 \text{ GeV}^2$ region. We estimated it at a level of about 20 % of the contribution δ^P at $Q^2 \leq 1 \text{ GeV}^2$ in the nonresonance region. Finally, the third part of uncertainty in (35) is controlled by the predictions of the constituent quark model for the electroproduction amplitudes $A_{1/2}$, $A_{3/2}$, $S_{1/2}$ [6]. We supposed that this one can reach 20 % of the contribution δ^P in the resonance region, comparing expressions (18)-(19) with the experimental data in the resonance region [18]. On our opinion this is the main source of theoretical uncertainty now. The first way to obtain more reliable result in the resonance region can be based on using transition form factors of the nucleon to the baryon resonances with different values of J^P , calculated on the basis of QCD sum rules as in [16] and of ChPT approach. The second one is connected with the progress in measurement of polarized structure functions $g_{1,2}(x, Q^2)$ and perhaps lattice calculations.

Muon mass dependent terms in relations (8)-(10), which are negligible for electronic hydrogen, give contribution to δ^P at a level of 25 %. In the case of muonic hydrogen $E^F(\mu\text{p}) = 182.443 \text{ meV}$ and the value of proton polarizability contribution to the HFS is equal to 0.084 meV for $n=1$ and 0.011 meV for $n=2$ state. Last value can be important for the determination of the Lamb shift from the 2P-2S frequency measurement [1]. The total correction (35) must be taken into account if the measurement of the ground state HFS in muonic hydrogen with the accuracy 10^{-4} became available [2].

ACKNOWLEDGMENTS

We are grateful to M.Hirai, S.Kumano and M.Miyama for sending us the Fortran program for solving DGLAP evolution equations and to D.Bakalov, F.Kottman, V.Savrin for many useful discussions. The work was performed under the financial support of the Russian Foundation for Fundamental Research (grant 00-02-17771), the Program "Universities of Russia - Fundamental Researches" (grant 990192) and the Ministry of Education (grant EOO-3.3-45).

-
- [1] F.Kottmann, F.Biraben, C.A.N. Conde, et al. In Quantum Electrodynamics and Physics of the Vacuum, QED 2000 Second Workshop Proceedings, editor G.Cantatore, AIP Conference Proceedings, N.Y., **V.564**, 13 (2001).
 - [2] D.D.Bakalov, E.Milotti, C.Rizzo, et al. Proc. 3rd Int. Symp. on Weak and Electromagnetic Int. in Nuclei (WEIN-92), 656 (1992).
 - [3] H. Hellwig, R.F.C.Vessot, M.W.Levine, et al, IEEE Trans. **IM-19**, 200 (1970).
 - [4] M.I.Eides, H.Grotch, V.A.Shelyuto, Phys. Rep.**342**, 62 (2001).
 - [5] D.Drechsel, L.Tiator, J. Phys. G: Nucl. Part. Phys. **18**, 449 (1992).
 - [6] V.Burkert, Nucl. Phys. **A623**, 59 (1997).
 - [7] A.C.Zemach, Phys. Rev. **104**, 1771 (1956).
 - [8] G.T.Bodwin, D.R.Yennie, Phys. Rev. **D37**, 498 (1988).
 - [9] G.G.Simon, Ch.Schmitt, F.Borkowski, et al. Nucl. Phys. **A333**, 381 (1980).
 - [10] C.K.Iddings, P.M.Platzman, Phys. Rev. **115**, 919 (1959).
 - [11] S.D.Drell, J.D.Sullivan, Phys. Rev. **154**, 1477 (1967).
 - [12] A.Verganalakis, D.Zwanziger, Nuovo Cimento **A39**, 613 (1965).
 - [13] F.Guerin, Nuovo Cimento **A50**, 1 (1967).
 - [14] G.M.Zinov'ev, B.V.Struminsky, R.N.Faustov et al., Sov. J. Nucl. Phys. **11**, 715 (1970).
 - [15] Review of Particle Physics, EPJ. **C15**, 1 (2000).
 - [16] R.N.Faustov, A.P.Martynenko, V.A.Saleev, Phys. Atom. Nucl. **62**, 2099 (1999).
 - [17] E. de Rafael, Phys. Lett. **B37**, 201 (1971).
 - [18] R.N.Faustov, A.P.Martynenko, In Quantum Electrodynamics and Physics of the Vacuum, QED 2000 Second Workshop Proceedings, editor G.Cantatore, AIP Conference Proceedings, N.Y., **V.564**, 277 (2001).

- [19] R.N.Faustov, A.P.Martynenko, Phys. Atom. Nucl. **61**, 471 (1998).
- [20] R.P.Feynman, Photon-Hadron Interactions (W.A. Benjamin, Inc. Reading, Massachusetts, 1972), F.E.Close, An introduction to quarks and partons (Academic Press, N.Y., 1979).
- [21] K.Abe, T.Akagi, P.L.Anthony et al., Phys. Rev. **D58**, 112003 (1998).
- [22] K.Abe et al., Phys. Rev. Lett. **78**, 815 (1997).
- [23] P.L.Anthony et al., Phys. Lett. **B458**, 529 (1999).
- [24] G.S.Mitchell, Preprint SLAC-PUB-**8104** (1999).
- [25] D.Adams et al., Phys. Rev. **D56**, 5330 (1997).
- [26] D.Adeva et al., Phys. Rev. **D60**, 072004 (1999).
- [27] V.W.Hughes, Preprint CERN-PPE/95-178 (1995)
C.Aidala, A.Deshpande, V.Hughes, In Proc. of the Workshop "Polarized Protons at High Energies - Accelerator challenges and Physics Opportunities", DESY-PROC-1999-**03**, 248 (1999).
- [28] G.Altarelli, R.D.Ball, S.Forte et al., Nucl. Phys. **B496**, 337 (1997).
- [29] M.Hirai, S.Kumano, M.Miyama, Comp. Phys. Comm. **108**, 38 (1998).
- [30] R.L.Walker, Phys. Rev. **182**, 1729 (1969).
- [31] R.A.Arndt, R.L.Workman, Z.Li et al., Phys. Rev. **C42**, 1864 (1990).
- [32] S.Teis, W.Cassing, M.Effenberger et al., Z. Phys. **A356**, 421 (1997).
- [33] M.Effenberger, A.Hombach, S.Teis et al., Nucl. Phys. **A613**, 353 (1997).
- [34] B.Krusche, J.Ahrens, G.Anton et al., Phys. Rev. Lett. **74**, 3736 (1995).
- [35] N.Bianchi, V.Muccifora, E.Sanctis et al., Phys. Rev. **C54**, 1688 (1996).
- [36] D.Drechsel, O.Hanstein, S.S.Kamalov et al., Nucl. Phys. **A645**, 145 (1999).
- [37] Y.-B.Dong, Eur. Phys. Jour. **A1**, 347 (1998).
- [38] M.Effenberger, A.Hombach, S.Teis et al., Nucl. Phys. **A614**, 501 (1997).
- [39] Z.Li, Y.-B.Dong, Phys. Rev. **D54**, 4301 (1996).
- [40] R.Koniuk, N.Isgur, Phys. Rev. **D21**, 1888 (1980).
- [41] F.E.Close, Z.Li, Phys. Rev. **D42**, 2194, 2207, (1990).
- [42] S.Capstick, Phys. Rev. **D46**, 1965, 2864 (1992).
- [43] Zhenping Li, V.Burkert, Zhujun Li, Phys. Rev. **D46**, 70 (1992).
- [44] M.Warns, W.Pfeil, H.Rollnik, Phys. Rev. **D42**, 2215 (1990).
- [45] C.E.Carlson, N.C.Mukhopadhyay, Phys. Rev. Lett. **81**, 2646 (1998).
- [46] A.P.Martynenko, Yad. Fiz. **54**, 809 (1991); Phys. Atom. Nucl. **58**, 1943 (1995).
- [47] D.Drechsel, S.S.Kamalov, G.Krein et al., Nucl. Phys. **A660**, 57 (1999).
- [48] D.Drechsel, S.S.Kamalov, L.Tiator, Phys. Rev. **D63**, 114010 (2001).
- [49] G.F.Chew, M.L.Goldberger, F.E.Low, Y.Nambu, Phys. Rev. **106**, 1345 (1957).
- [50] S.B.Gerasimov, Sov. J. Nucl. Phys. **2**, 430 (1966);
S.D.Drell, A.C.Hearn, Phys. Rev. Lett. **16**, 908 (1966).
- [51] J.Ahrens, S.Altieri, J.R.M.Annand et al., Phys. Rev. Lett. **87**, 022003 (2001).
- [52] V.V.Frolov, G.S.Adams, A.Ahmidouch et al., Phys. Rev. Lett. **82**, 45 (1999).
- [53] C.S.Armstrong, P.Stoler, G.S.Adams et al. Phys. Rev. **D60**, 052004 (1999).