

Information on $B \rightarrow \pi\pi$ Provided by the Semileptonic Process $B \rightarrow \pi l \nu$ ¹

Zumin Luo ² and Jonathan L. Rosner ³

*Enrico Fermi Institute and Department of Physics
University of Chicago, 5640 S. Ellis Avenue, Chicago, IL 60637*

The semileptonic process $B \rightarrow \pi l \nu$ can provide information on the $B \rightarrow \pi$ form factor $F_+(q^2)$, which for $q^2 = m_\pi^2$ is related to the factorized color-favored (“ T ”, or “tree”) contribution to $B^0 \rightarrow \pi^+\pi^-$. When combined with an estimate of the penguin amplitude (“ P ”) obtained using flavor SU(3) symmetry from $B \rightarrow K\pi$ decays, this information allows one to gauge the effects of the penguin amplitude on extraction of the weak phase $\alpha = \phi_2$ from the time-dependent CP-violating rate asymmetry in $B^0 \rightarrow \pi^+\pi^-$. The role of a recent CLEO determination of the $D^*D\pi$ coupling constant in the description of the $B \rightarrow \pi$ form factors is pointed out.

PACS Categories: 13.25.Hw, 14.40.Nd, 14.65.Fy, 11.30.Er

¹Enrico Fermi Institute preprint EFI 01-28, hep-ph/0108024. Submitted to Physical Review D.

²zuminluo@midway.uchicago.edu

³rosner@hep.uchicago.edu

I Introduction

A possible relation between the decays $B^0 \rightarrow \pi^- l^+ \nu_l$ and $B^0 \rightarrow \pi^+ \pi^-$ was noted some time ago. Using a pole model of the $B \rightarrow \pi$ form factor $F_+(q^2)$, Voloshin [1] derived the relation

$$\frac{\Gamma(B^0 \rightarrow \pi^- e^+ \nu_e)}{\Gamma(B^0 \rightarrow \pi^+ \pi^-)} = \frac{M_B^2}{12\pi^2 f_\pi^2} \simeq 13.7 \quad , \quad (1)$$

where $f_\pi = 131$ MeV. This relation assumes the dominance of a “tree” (T) contribution to $B^0 \rightarrow \pi^+ \pi^-$, in the notation of Ref. [2]. The CLEO Collaboration [3] and the Belle Collaboration [4] have measured the branching ratio for the semileptonic process. Averaging their results yields:

$$\mathcal{B}(B^0 \rightarrow \pi^- e^+ \nu_e) = (1.4 \pm 0.3) \times 10^{-4} \quad , \quad (2)$$

while an average of CLEO [5], Belle [6], and BaBar [7] (B^0 and \bar{B}^0 -averaged) branching ratios [8] gives

$$\mathcal{B}(B^0 \rightarrow \pi^+ \pi^-) = (4.4 \pm 0.9) \times 10^{-6} \quad . \quad (3)$$

The ratio of these two branching ratios is

$$\left. \frac{\Gamma(B^0 \rightarrow \pi^- e^+ \nu_e)}{\Gamma(B^0 \rightarrow \pi^+ \pi^-)} \right|_{\text{expt}} = 32 \pm 9 \quad , \quad (4)$$

a factor of 2.3 above Eq. (1), which either indicates that the “tree” contribution is substantially overestimated in (1), or that some other process is interfering destructively with the tree amplitude to reduce the $B^0 \rightarrow \pi^+ \pi^-$ decay rate. A prime candidate for this amplitude is the “penguin”, or P amplitude in the notation of [2]. If this amplitude were sufficiently important to reduce the expected $B^0 \rightarrow \pi^+ \pi^-$ rate by roughly a factor of 2.3, it could have important effects on the extraction of the weak phase $\alpha = \phi_2$ entering the Cabibbo-Kobayashi-Maskawa (CKM) matrix [9]. This question has now acquired particular urgency as a result of the first report of results on CP-violating parameters in $B^0 \rightarrow \pi^+ \pi^-$ [10].

Many attempts have been made to use data to estimate the “penguin pollution” of the $B^0 \rightarrow \pi^+ \pi^-$ amplitude, including an isospin analysis requiring the measurement of $B^0 \rightarrow \pi^0 \pi^0$ and $B^+ \rightarrow \pi^+ \pi^0$ decays [11] (we assume charge-conjugate processes are measured when required), methods which use only a partial subset of the above information [12, 13, 14], and numerous methods based on flavor SU(3) [2, 15, 16]. There have been various hints, based on earlier data, that the penguin amplitude was interfering destructively with the tree in $B^0 \rightarrow \pi^+ \pi^-$ [17].

In the present paper we describe measurements of $B^0 \rightarrow \pi^- e^+ \nu_e$ decays which would tell whether tree and penguin amplitudes are really interfering destructively in $B^0 \rightarrow \pi^+ \pi^-$. We discuss the role of the B^* pole in this process, whose contribution has been specified (assuming heavy quark symmetry) by a recent CLEO measurement of the $D^* D \pi$ coupling constant [18]). We then show how measurements of the $B^0 \rightarrow \pi^- e^+ \nu_e$ spectrum can help determine the weak phase α from CP violation in $B^0 \rightarrow \pi^+ \pi^-$.

In Section II we give some basic expressions for the $B^0 \rightarrow \pi^- e^+ \nu_e$ and $B^0 \rightarrow \pi^+ \pi^-$ decays. Information on the $B \rightarrow \pi$ form factors is reviewed in Section III. The $D^* D \pi$ measurement and its implications for the $B^* B \pi$ coupling and the B^* pole in the $B \rightarrow \pi$ form factor are described in Section IV. We then bracket the possible magnitudes of the tree amplitude T depending on measurements of the spectrum in $B^0 \rightarrow \pi^- e^+ \nu_e$ (Section V). The extraction of the penguin amplitude from $B \rightarrow K \pi$ decays with the help of flavor SU(3) allows us to determine the extent to which P and T are interfering destructively in $B^0 \rightarrow \pi^+ \pi^-$, and hence to determine the correction to the weak phase α which is needed when extracting it from CP-violating asymmetries in that process (Section VI). We summarize in Section VII.

II Semileptonic and nonleptonic tree decays

For a generic heavy-to-light decay $H \rightarrow \pi$, the non-perturbative matrix element is parametrized by two independent form factors:

$$\langle \pi(p) | \bar{u} \gamma_\mu b | H(p+q) \rangle = \left(2p + q - q \frac{m_H^2 - m_\pi^2}{q^2} \right)_\mu F_+(q^2) + q_\mu \frac{m_H^2 - m_\pi^2}{q^2} F_0(q^2), \quad (5)$$

with H being a B or D pseudoscalar meson. The subscript H has been suppressed in the two form factors. In the case of massless leptons (which is an excellent approximation for $\ell = e, \mu$), only $F_+(q^2)$ contributes to the differential decay rate

$$\frac{d\Gamma}{dq^2}(H^0 \rightarrow \pi^- \ell^+ \nu_\ell) = \frac{G_F^2 |V_{qQ}|^2}{24\pi^3} |\vec{p}_\pi|^3 |F_+(q^2)|^2, \quad (6)$$

where V_{qQ} is the relevant CKM matrix element. We will take $|V_{cd}| = 0.224 \pm 0.016$ and $|V_{ub}| = 0.0036 \pm 0.0010$ from Ref. [19]. To obtain the total width, one should integrate Eq. (6) over the entire physical region, $0 \leq q^2 \leq (m_H - m_\pi)^2$, which requires the precise knowledge of the normalization [i.e., $F_+(0)$] and q^2 dependence of the form factor.

The lepton pair can be replaced with a pion, as shown in Fig. 1 for the decay of a B^0 meson. The resulted diagram is the “tree” contribution to the nonleptonic decay $B^0 \rightarrow \pi^+ \pi^-$. In the limit of small m_π , the two diagrams in Fig. 1 are related by the Bjorken relation [20]

$$\Gamma_{\text{tree}}(B^0 \rightarrow \pi^+ \pi^-) = 6\pi^2 f_\pi^2 |V_{ud}|^2 |a_1|^2 \left. \frac{d\Gamma(B^0 \rightarrow \pi^- \ell^+ \nu_\ell)}{dq^2} \right|_{q^2=m_\pi^2}. \quad (7)$$

where $|a_1|$ is the QCD correction. We shall take $|a_1| = 1.0$, which is a sufficiently good approximation for our present purpose.

III $H \rightarrow \pi$ form factors

Lacking experimental measurements of the form factors $F_+(q^2)$ and $F_0(q^2)$, people have proposed [21] several models to describe their behavior, among which is the

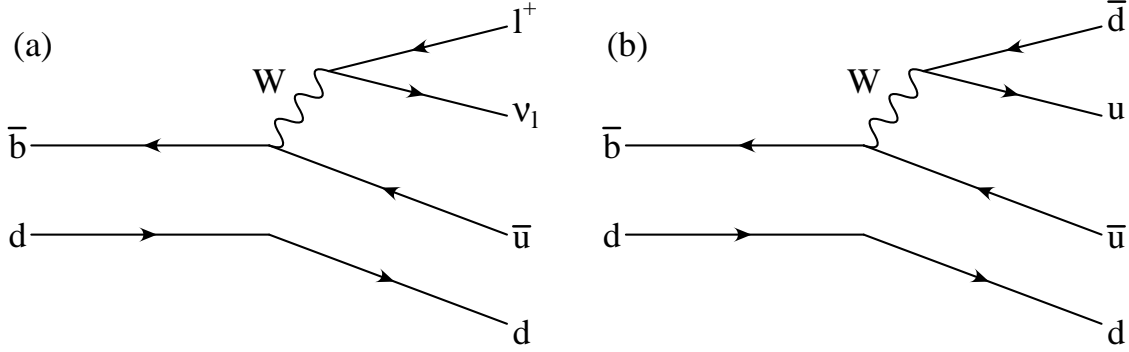


Figure 1: Feynman diagrams for semileptonic and nonleptonic tree decays of a B^0 meson.

single-pole model:

$$F_+(q^2) = \frac{f_{H^*}}{2m_{H^*}} \frac{g_{H^*H\pi}}{1 - q^2/m_{H^*}^2} , \quad (8)$$

where we adopt the following convention:

$$\langle 0 | V_\mu | H^*(p, \epsilon) \rangle = f_{H^*} m_{H^*} \epsilon_\mu , \quad (9)$$

$$\langle H^-(p) \pi^+(q) | H^{*0}(p+q, \epsilon) \rangle = g_{H^*H\pi} (q \cdot \epsilon) . \quad (10)$$

However, this form factor gives total widths of $D^0 \rightarrow \pi^- \ell^+ \nu_\ell$ and $B^0 \rightarrow \pi^- \ell^+ \nu_\ell$ which are both larger than the experimental values, as will be shown in Section IV. So the monopole form factors are not enough to describe the physics involved in the $H \rightarrow \pi$ decays.

Multipole form factors naturally become our next choice. Becirevic and Kaidalov [22] proposed a simple parametrization which is essentially a dipole for $F_+(q^2)$,

$$F_+(q^2) = \frac{c_H(1 - \alpha_H)}{(1 - q^2/m_{H^*}^2)(1 - \alpha_H q^2/m_{H^*}^2)} , \quad (11)$$

$$F_0(q^2) = \frac{c_H(1 - \alpha_H)}{1 - q^2/(\beta_H m_{H^*}^2)} . \quad (12)$$

In the infinite quark mass limit, the quantities $(c_H \sqrt{m_H}, (1 - \alpha_H)m_H, (\beta_H - 1)m_H)$ should scale as constants. c_H is related to the coupling constant $g_{H^*H\pi}$ as

$$c_H = \frac{f_{H^*} g_{H^*H\pi}}{2m_{H^*}} . \quad (13)$$

It should be pointed out that f_{D^*} , f_{B^*} and $g_{B^*B\pi}$ are far from being determined, though $g_{D^*D\pi}$ has been measured [18]. Very different values of f_{D^*} and f_{B^*} have been obtained on the lattice and in various models (see Table I [23, 24, 25, 26, 27]). We will discuss $g_{B^*B\pi}$ in Section IV.

Table I: Vector meson decay constants (MeV) from different calculations.

	f_{D^*}	f_{B^*}
Becirevic <i>et al.</i> [23]	$245 \pm 20^{+3}_{-2}$	$196 \pm 24^{+39}_{-2}$
UKQCD [24]	268^{+32}_{-40}	236^{+45}_{-39}
Hwang & Kim [25]	327 ± 13	252 ± 10
Wang & Wu [26]	354 ± 90	206 ± 39
Huang & Luo [27]		190 ± 30

Table II: Predictions for decays $D^* \rightarrow D\pi$ and $D^* \rightarrow D\gamma$ based on comparison with $K^* \rightarrow K\pi$ and $K^* \rightarrow K\gamma$ decays.

Decay	Predicted		Experimental
	Partial Width (keV)	Branching Ratio (%)	Branching Ratio (%)
$D^{*+} \rightarrow D^+\pi^0$	25.9	30.9	30.7 ± 0.5
$\rightarrow D^0\pi^+$	56.9	67.8	67.7 ± 0.5
$\rightarrow D^+\gamma$	<u>1.1</u>	1.3	1.6 ± 0.4
	83.9		
$D^{*0} \rightarrow D^0\pi^0$	39.7	70.6	61.9 ± 2.9
$\rightarrow D^0\gamma$	<u>16.5</u>	29.4	38.1 ± 2.9
	56.2		

IV Implications of $g_{D^*D\pi}$ measurement

We now describe the CLEO measurement of the $D^*D\pi$ coupling constant [18] and review its significance in the light of earlier predictions [28, 29, 30]. The observed value of the total D^{*+} width is $\Gamma(D^{*+}) = (96 \pm 4 \pm 22)$ keV, in satisfactory agreement with a prediction of 84 keV made some time ago by comparison with $K^* \rightarrow K\pi$ and $K^* \rightarrow K\gamma$ decays [28]. Other predictions of [28] are compared with the current experimental situation [19] in Table II. The agreement is not bad, and can be improved by assuming about a 30% increase in the absolute square of the matrix element for the magnetic dipole transitions $D^* \rightarrow D\gamma$ with respect to the value in Refs. [28]. The experimental branching ratios at the time of these predictions differed from them much more significantly.

A more detailed set of calculations was performed on the basis of chiral and heavy quark symmetry [29], taking into account SU(3) violating contributions of order $m_q^{1/2}$. The experimental values are consistent with the predicted correlation between $\mathcal{B}(D^{*+} \rightarrow D^+\gamma)$ and $\Gamma(D^{*+})$, as shown in Fig. 2.

The observed D^{*+} width can be related to a dimensionless $D^*D\pi$ coupling con-

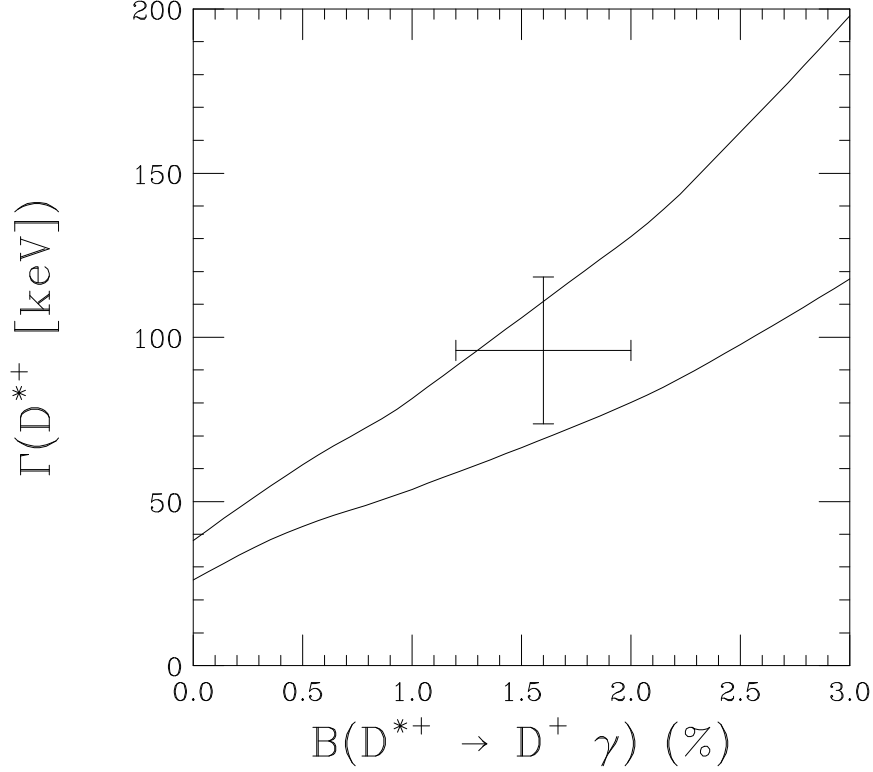


Figure 2: Prediction of Ref. [29] for $\Gamma(D^{*+})$ as a function of the branching ratio for $D^{*+} \rightarrow D^+ \gamma$, including leading SU(3)-breaking effects. Lines show predicted bounds. The plotted point shows current data [18, 19].

stant \hat{g} by the expression [29, 31]

$$\Gamma(D^{*+} \rightarrow D^0 \pi^+) = \frac{\hat{g}^2}{6\pi f_\pi^2} |\vec{p}_\pi|^3, \quad (14)$$

where $f_\pi = 131$ MeV and $|\vec{p}_\pi| = 39$ MeV/c. Using the branching ratio in Table II we find $\Gamma(D^{*+} \rightarrow D^0 \pi^+) = 65 \pm 15$ keV and $\hat{g} = 0.59 \pm 0.07$. Therefore

$$g_{D^* D \pi} = \frac{2m_D^s}{f_\pi} \hat{g} = 17.8 \pm 2.1, \quad (15)$$

where $m_D^s = 1973$ MeV is the spin-averaged mass of the $D^{(*)}$ meson. Taking this value of $g_{D^* D \pi}$ and $f_{D^*} = 200$ MeV (which is more than 1σ smaller than any determination in Table I), we get $\mathcal{B}(D^0 \rightarrow \pi^- e^+ \nu_e) = (4.9 \pm 1.2) \times 10^{-3}$, still larger than the experimental value $(3.7 \pm 0.6) \times 10^{-3}$ [19]. Higher values of f_{D^*} yield even larger branching ratios.

Heavy quark symmetry (HQS) predicts

$$g_{B^* B \pi} = \frac{2m_B^s}{f_\pi} \hat{g} = 47.9 \pm 5.7. \quad (16)$$

Again, even if we take a comparatively small value of f_{B^*} ($=160$ MeV) and assume a large (e.g., 40%) violation of HQS (so that $g_{B^* B \pi}$ can be as small as 29.0), we will

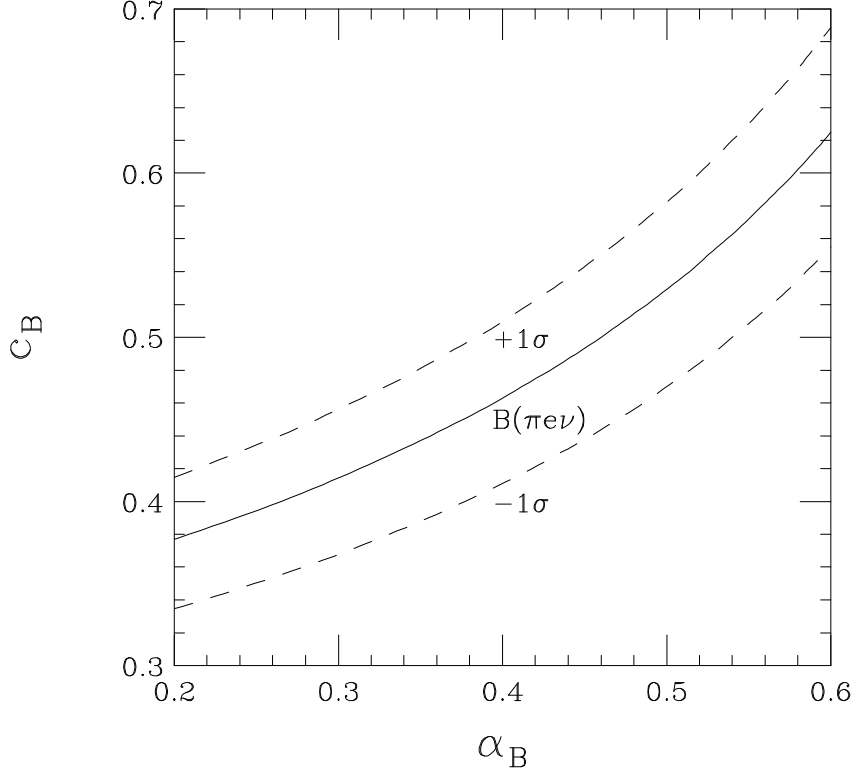


Figure 3: The dependence of c_B on α_B for given values of $\mathcal{B}(B^0 \rightarrow \pi^- e^+ \nu_e)$. Solid line: $\mathcal{B}(B^0 \rightarrow \pi^- e^+ \nu_e) = 1.4 \times 10^{-4}$; upper dashed line: $\mathcal{B}(B^0 \rightarrow \pi^- e^+ \nu_e) = 1.7 \times 10^{-4}$; lower dashed line: $\mathcal{B}(B^0 \rightarrow \pi^- e^+ \nu_e) = 1.1 \times 10^{-4}$.

get a branching ratio $\mathcal{B}(B^0 \rightarrow \pi^- e^+ \nu_e) = (2.6 \pm 1.4) \times 10^{-4}$ which is still larger than Eq. (2). Thus we are justified to suspect the single pole form factor (8).

V Information on T from semileptonic decays

The Bjorken relation (7) establishes a very useful connection between the semileptonic decays and the nonleptonic “tree” decays. The experimental branching ratio (2) for the semileptonic decay $B^0 \rightarrow \pi^- e^+ \nu_e$ puts a strong constraint on the dipole parameters c_B and α_B , as shown in Fig. 3. Accordingly, the “tree” branching ratio for $B^0 \rightarrow \pi^+ \pi^-$ is constrained to lie in a certain range (Fig. 4). Fig. 5 shows the dependence of c_B on α_B for some values of $\mathcal{B}_{\text{tree}}(B^0 \rightarrow \pi^+ \pi^-)$; these contours are fairly similar to those in Fig. 3. It should be noted that Fig. 4 does not depend on $|V_{ub}|$, though Fig. 3 and Fig. 5 can be altered by any change in $|V_{ub}|$. We can always combine $|V_{ub}|$ with c_B and view $|V_{ub}|c_B$ as a single parameter. This observation plays an important role in estimating T from Fig. 4.

To determine α_B and hence c_B and $\mathcal{B}_{\text{tree}}(B^0 \rightarrow \pi^+ \pi^-)$, one can measure the normalized spectrum $(\frac{1}{\Gamma} \frac{d\Gamma}{dq^2})$ for $B^0 \rightarrow \pi^- \ell^+ \nu_\ell$. Note that $\frac{1}{\Gamma} \frac{d\Gamma}{dq^2}$ is independent of c_B and $|V_{ub}|$. Thus measuring its dependence on q^2 will give us very clean information about α_B . Fig. 6 shows us that a comparison of the spectrum at $0 \leq q^2 \leq 5 \text{ GeV}^2$

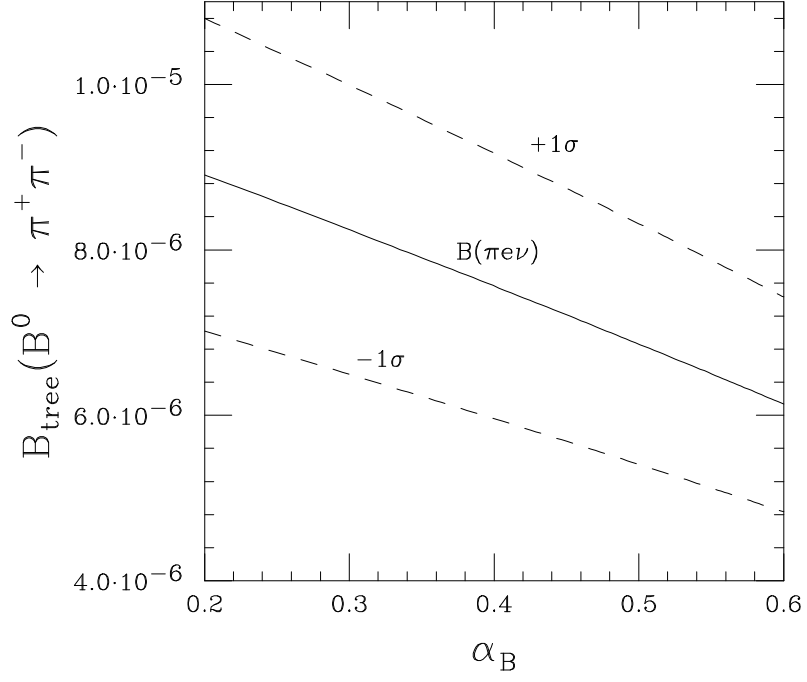


Figure 4: The dependence of $\mathcal{B}_{\text{tree}}(B^0 \rightarrow \pi^+ \pi^-)$ on α_B for given values of $\mathcal{B}(B^0 \rightarrow \pi^- e^+ \nu_e)$. Solid line: $\mathcal{B}(B^0 \rightarrow \pi^- e^+ \nu_e) = 1.4 \times 10^{-4}$; upper dashed line: $\mathcal{B}(B^0 \rightarrow \pi^- e^+ \nu_e) = 1.7 \times 10^{-4}$; lower dashed line: $\mathcal{B}(B^0 \rightarrow \pi^- e^+ \nu_e) = 1.1 \times 10^{-4}$.

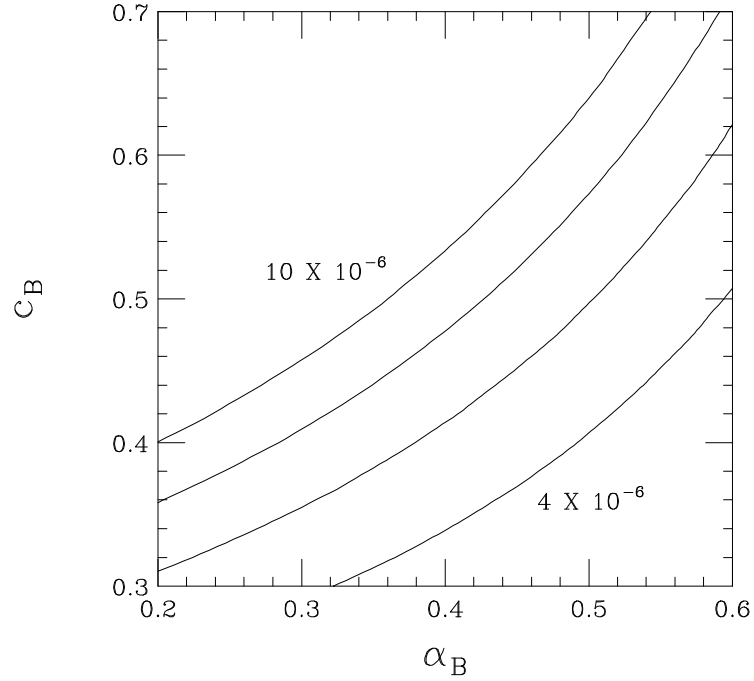


Figure 5: The dependence of c_B on α_B for given values of $\mathcal{B}_{\text{tree}}(B^0 \rightarrow \pi^+ \pi^-)$. The curves correspond to $\mathcal{B}_{\text{tree}}(B^0 \rightarrow \pi^+ \pi^-) = (4, 6, 8, 10) \times 10^{-6}$ from bottom to top.

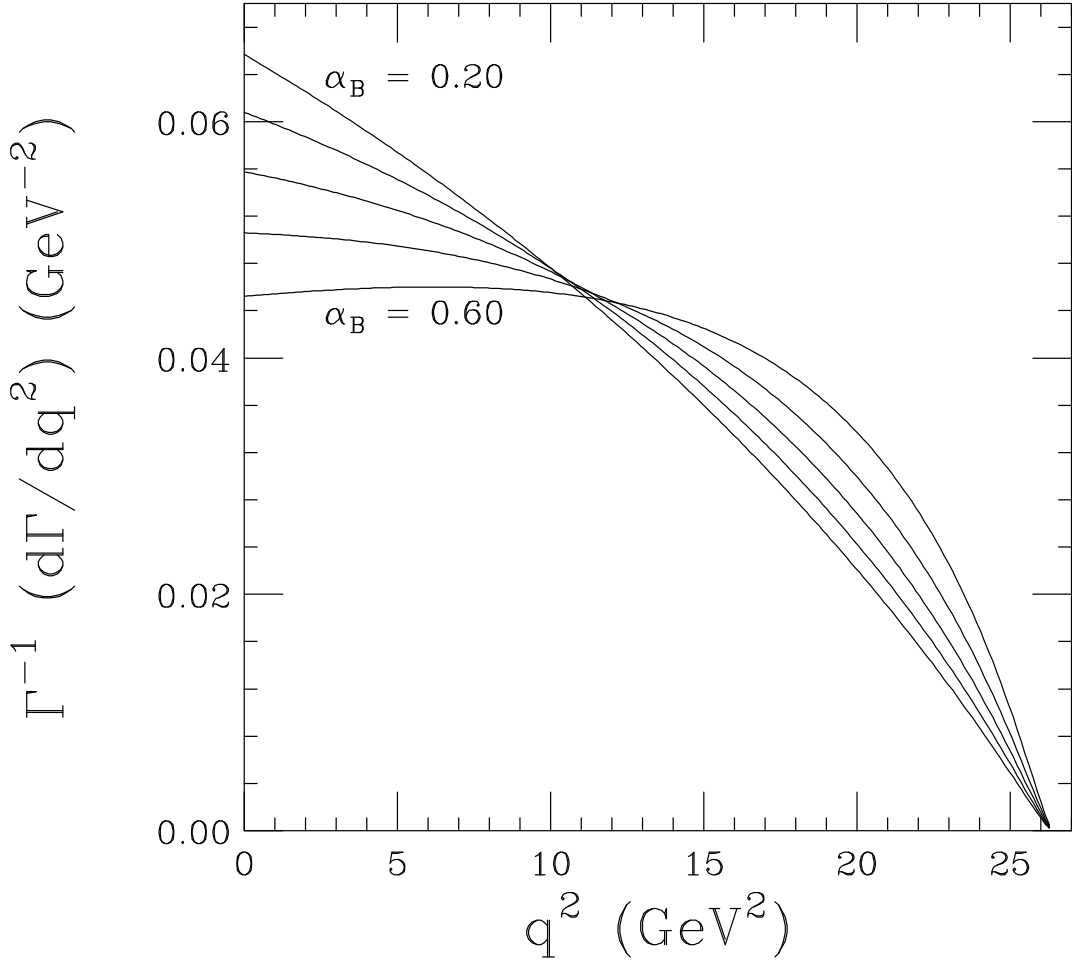


Figure 6: Normalized spectrum of $B^0 \rightarrow \pi^- \ell^+ \nu_\ell$ for various values of α_B . At low q^2 , the curves correspond to $\alpha_B = 0.20, 0.30, 0.40, 0.50, 0.60$, respectively from top to bottom.

with that at $17 \leq q^2 \leq 22 \text{ GeV}^2$ should be able to determine α_B to satisfactory accuracy ($\simeq 0.1$). Once $\mathcal{B}(B^0 \rightarrow \pi^- \ell^+ \nu_\ell)$ has been measured to about 10% of its value, Fig. 4 then indicates that $\mathcal{B}_{\text{tree}}(B^0 \rightarrow \pi^+ \pi^-)$ will be known to nearly the same precision.

A method which avoids the model-dependence of the form factor is to directly measure $d\Gamma(B^0 \rightarrow \pi^- \ell^+ \nu_\ell)/dq^2$ at $q^2 = m_\pi^2$. This provides the “tree” contribution to the branching ratio for $B^0 \rightarrow \pi^+ \pi^-$ aside from QCD corrections, which have been found to be a few percent in related processes. Our reliance upon the dipole form factor is thus mainly for the purpose of gaining an idea of the statistical requirements to perform a useful spectrum measurement.

A recent lattice calculation [32] obtains values of α_B ranging from about 0.2 to 0.6, c_B from about 0.3 to 0.6, and $F_+(0)$ around 0.27 with a 25% error. This implies that parameters are within the ranges quoted in Figs. 3-6, and leads to values of $\mathcal{B}_{\text{tree}}(B^0 \rightarrow \pi^+ \pi^-)$ ranging between about 4.5×10^{-6} and 11×10^{-6} , as in Fig. 4.

VI Information on P and its interference with T

We shall use present and anticipated information on T based on the methods described in the previous section, and flavor SU(3) [2] to obtain information on P from the mainly-penguin process $B^+ \rightarrow K^0 \pi^+$. In this manner we shall end up with an estimate $|P/T| = 0.26 \pm 0.08$, to be compared to the value of $0.259 \pm 0.043 \pm 0.052$ quoted by Beneke *et al.* [33] on the basis of a theoretical calculation. (The inclusion of weak annihilation contributions in [33] raises this value to $0.285 \pm 0.051 \pm 0.057$.) Improved input data will potentially reduce the error on this ratio considerably, allowing for an estimate of direct CP-violating effects in $B^0 \rightarrow \pi^+ \pi^-$ with less recourse to theory. Furthermore, if it turns out that the value of $|T|$ is incompatible with the experimental magnitude of the amplitude

$$A(B^0 \rightarrow \pi^+ \pi^-) = -(T + P) \quad , \quad (17)$$

we shall obtain a constraint on the product $\cos \alpha \cos \delta$, where α is the CKM phase discussed previously and δ is the relative strong phase between tree and penguin amplitudes. Our discussion will be an updated version of that presented in [34].

We shall quote all rates in units of (B^0 branching ratio $\times 10^6$). Thus, the average (3) of $B^0 \rightarrow \pi^+ \pi^-$ branching ratios implies

$$|T|^2 + |P|^2 - 2|TP| \cos \alpha \cos \delta = 4.4 \pm 0.9 \quad (18)$$

in these units. With $\mathcal{B}_{\text{tree}}(B^0 \rightarrow \pi^+ \pi^-)$ ranging from 4.5 to 11 ($\times 10^{-6}$) we then estimate $|T| = 2.7 \pm 0.6$. This is identical to the value obtained [35] from $B^+ \rightarrow \pi^+ \pi^0$ with additional assumptions about the color-suppressed amplitude.

The penguin amplitude can be estimated from $B^+ \rightarrow K^0 \pi^+$. The average of CLEO [5], Belle [6], and BaBar [7] branching ratios for that process [8] gives

$$\mathcal{B}(B^+ \rightarrow K^0 \pi^+) = (17.2 \pm 2.4) \times 10^{-6} \quad , \quad (19)$$

leading to $|P'|^2 = (17.2 \pm 2.4)(\tau^0/\tau^+)$, $|P'| = 4.02 \pm 0.28$, where we have used the lifetime ratio $\tau_{B^+}/\tau_{B^0} = 1.068 \pm 0.016$ [36]. Here P' refers to the strangeness-changing $\bar{b} \rightarrow \bar{s}$ penguin amplitude, which is likely to be dominated by the CKM combination $V_{ts}V_{tb}^*$.

We now estimate the strangeness-preserving $\bar{b} \rightarrow \bar{d}$ amplitude by assuming it to be dominated by the CKM combination $V_{td}V_{tb}^*$. This may induce some uncertainty if the lighter intermediate quarks also play a role [37]. (A slightly different definition of P is used by [33, 38] and avoids this problem.) We find

$$|P/P'| \simeq \left| \frac{V_{td}}{V_{ts}} \right| = \lambda |1 - \rho - i\eta| \simeq 0.22(0.80 \pm 0.15) \quad , \quad |P| = 0.71 \pm 0.14 \quad , \quad (20)$$

where λ , ρ , and η are parameters [39] describing the hierarchy of CKM matrix elements. Combining these results, we find only that $-0.1 \leq \cos \alpha \cos \delta \leq 1$, so that destructive interference is possible but not established. Reduced errors on $|T|$ and $|P|$ will be needed for a more definitive conclusion.

With our estimates of $|P|$ and $|T|$, we then find $|P/T| = 0.26 \pm 0.08$. Errors on this quantity can be decreased by improving the measurements of the branching ratio for $B \rightarrow \pi l \nu$, by measuring its spectrum, and by reducing the error on $|1 - \rho - i\eta|$, which we have taken to be greater than in some other determinations [40].

The presence of the P amplitude can affect the determination of the weak phase α using CP-violating asymmetries in $B^0 \rightarrow \pi^+ \pi^-$ decays. The BaBar Collaboration [10] has recently reported the first results for this process. The decay distributions f_+ (f_-) in an asymmetric $e^+ e^-$ collider at the $\Upsilon(4S)$ when the tagging particle (opposite to the one produced) is a B^0 (\bar{B}^0) are given by [11]

$$f_{\pm}(\Delta t) \simeq e^{-\Delta t/\tau} [1 \pm S_{\pi\pi} \sin(\Delta m_d \Delta t) \mp C_{\pi\pi} \cos(\Delta m_d \Delta t)] \quad , \quad (21)$$

where

$$S_{\pi\pi} \equiv \frac{2\text{Im}(\lambda_{\pi\pi})}{1 + |\lambda_{\pi\pi}|^2} \quad , \quad C_{\pi\pi} \equiv \frac{1 - |\lambda_{\pi\pi}|^2}{1 + |\lambda_{\pi\pi}|^2} \quad (22)$$

and

$$\lambda_{\pi\pi} \equiv e^{-2i\beta} \frac{A(\bar{B}^0 \rightarrow \pi^+ \pi^-)}{A(B^0 \rightarrow \pi^+ \pi^-)} \quad . \quad (23)$$

Here

$$\begin{aligned} A(B^0 \rightarrow \pi^+ \pi^-) &\simeq -(|T|e^{i\delta_T}e^{i\gamma} + |P|e^{i\delta_P}e^{-i\beta}) \quad , \\ A(\bar{B}^0 \rightarrow \pi^+ \pi^-) &\simeq -(|T|e^{i\delta_T}e^{-i\gamma} + |P|e^{i\delta_P}e^{i\beta}) \quad , \end{aligned} \quad (24)$$

where δ_T and δ_P are strong phases of the tree and penguin amplitudes. To first order in $|P/T|$, using $\beta + \gamma = \pi - \alpha$ and defining $\delta \equiv \delta_P - \delta_T$, we then have

$$\lambda_{\pi\pi} \simeq e^{2i\alpha} \left(1 + 2i \left| \frac{P}{T} \right| e^{i\delta} \sin \alpha \right) \quad . \quad (25)$$

In the limit of small $|P/T|$ and vanishing final-state phase δ , the $S_{\pi\pi}$ term is just $\sin(2\alpha_{\text{eff}})$, where

$$\alpha_{\text{eff}} \simeq \alpha + \left| \frac{P}{T} \right| \sin \alpha \quad . \quad (26)$$

A plot of this relation for $|P/T| = 0.26 \pm 0.08$ is shown in Fig. 7. The BaBar Collaboration [10] has reported $S_{\pi\pi} = 0.03_{-0.56}^{+0.53} \pm 0.11$ on the basis of 30.4 fb^{-1} . The corresponding central and $\pm 1\sigma$ values of α_{eff} and α are shown as the solid and dashed lines on the figure.

To first order in $|P/T|$, the $C_{\pi\pi}$ term may be written

$$C_{\pi\pi} \simeq 2|P/T| \sin \delta \sin \alpha \quad . \quad (27)$$

The BaBar Collaboration's value [10] $C_{\pi\pi} = -0.25_{-0.47}^{+0.45} \pm 0.47$ is consistent with zero, as one might expect for a small final-state phase δ . This measurement in the future will serve mainly to constrain δ , given the limited range expected for $|P/T|$ and $\sin \alpha$. Such a constrained value of δ will then be useful in interpreting the flavor-averaged branching ratio (3) in terms of the tree-penguin interference discussed previously. The combined measurements of the flavor-averaged $B^0 \rightarrow \pi^+ \pi^-$ branching ratio and the

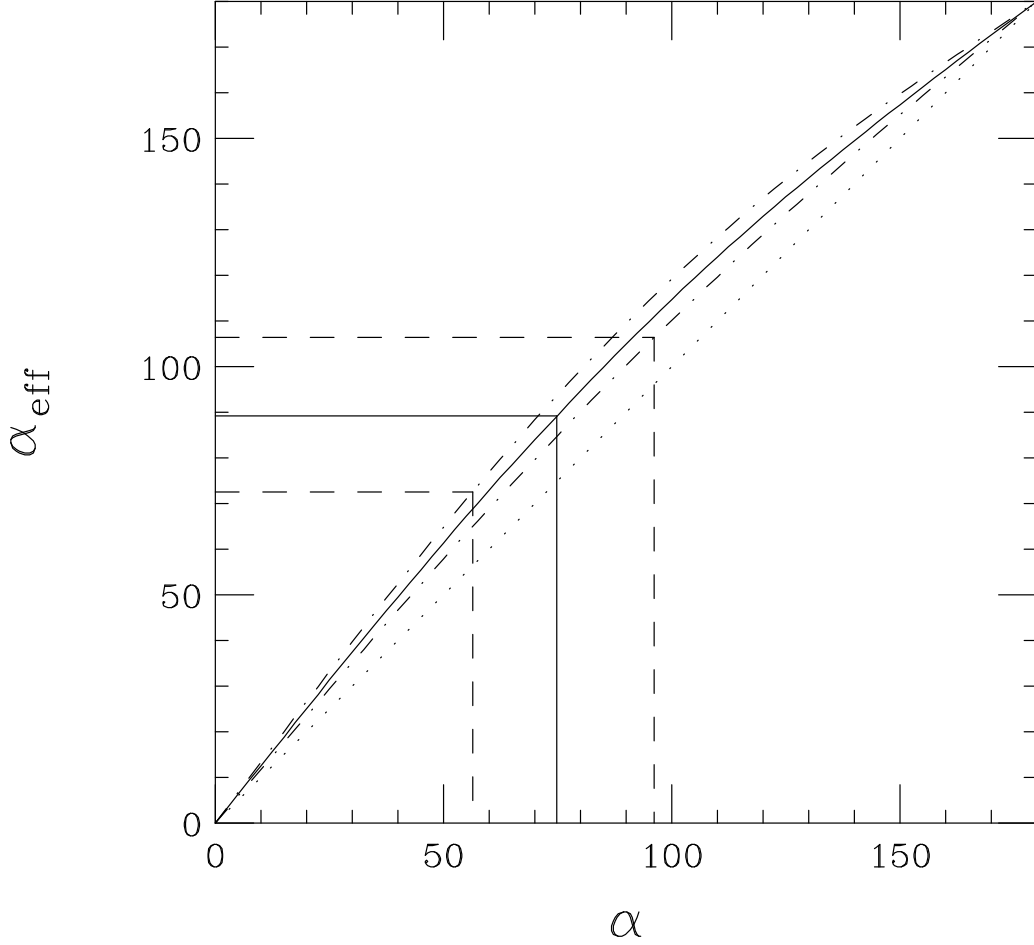


Figure 7: Relation between α_{eff} as measured using $S_{\pi\pi} = \sin(2\alpha_{\text{eff}})$ and the weak phase α for $|P/T| = 0.26$ and $\delta = 0$ (solid curve). Dot-dashed curves correspond to $\pm 1\sigma$ errors on $|P/T|$. The dotted line corresponds to $P = 0$. The solid and dashed lines correspond to the central and $\pm 1\sigma$ values of $S_{\pi\pi}$ recently reported by the BaBar Collaboration (allowing also for error in $|P/T|$). We show only the range associated with the region of CKM parameters consistent with other measurements.

coefficients $S_{\pi\pi}$ and $C_{\pi\pi}$, when combined with independent determinations of $|T|$ and $|P|$, should allow us to dispense altogether with the assumptions that the final-state phase δ is small and that the weak phase of P is dominated by the top quark in the loop.

An example is shown in Fig. 8 of how $S_{\pi\pi}$ and $C_{\pi\pi}$ measurements can be used to constrain α and δ . Values extracted from such plots can then be checked for consistency with Eq. (18) to check our assumption that the phase and magnitude of P is dominated by the top quark.

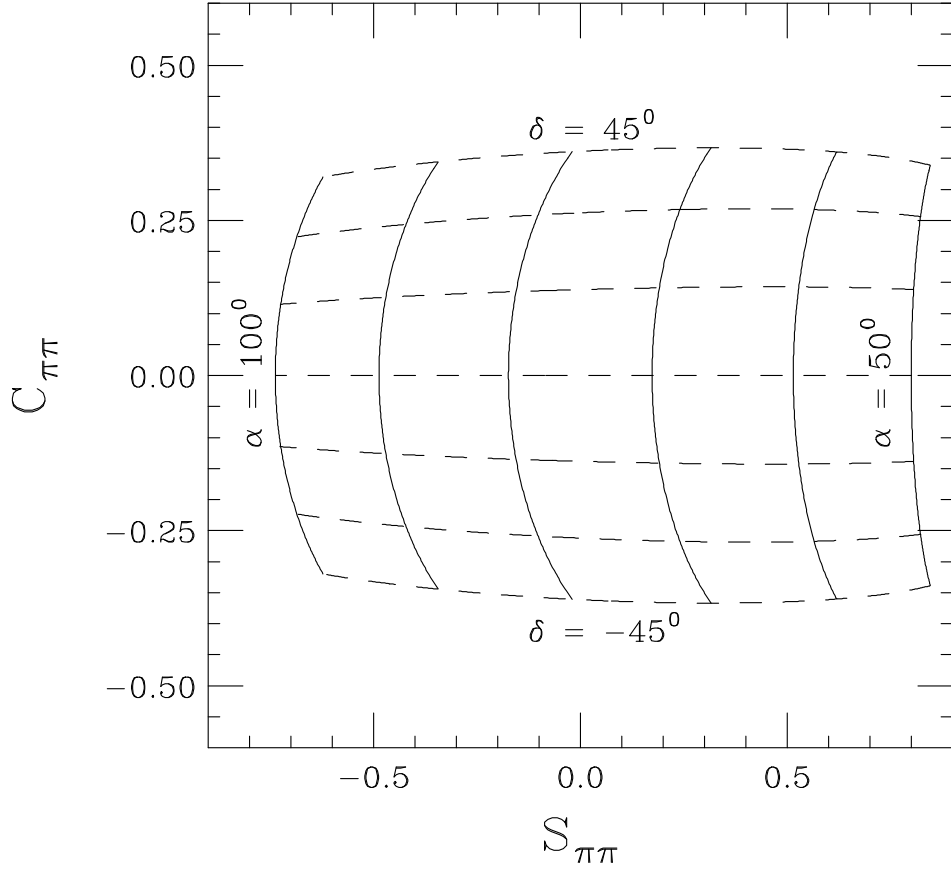


Figure 8: Relation between $S_{\pi\pi}$ and $C_{\pi\pi}$ for fixed values of α (solid curves) and δ (dashed curves). The values of α range in steps of 10° from 50° (right) to 100° (left); those of δ range in steps of 15° from -45° (bottom) to 45° (top). Here $|P/T| = 0.26$ has been assumed.

VII Conclusions

We have shown how measurements of the semileptonic decays $B \rightarrow \pi l \nu_l$ can help in specifying the tree-amplitude contribution to $B^0 \rightarrow \pi^+ \pi^-$. This contribution in turn can be combined with an estimate of the penguin amplitude to evaluate the correction to the time-dependent CP asymmetry parameters $S_{\pi\pi}$ and $C_{\pi\pi}$. Present data lead to the estimate $|P/T| = 0.26 \pm 0.08$ but substantial improvement will be possible once the rate for $B \rightarrow \pi l \nu_l$ and its spectrum (particularly near $q^2 = 0$) are well-measured. For values of α near 90° we predict $\alpha_{\text{eff}} - \alpha \simeq (15 \pm 5)^\circ$. Destructive tree-penguin interference in $B^0 \rightarrow \pi^+ \pi^-$ is quite unlikely for α near 90° but could be significant if α were closer to the lower limit of about 56° allowed by the present analysis. The form factor $F_+(q^2)$ measured in $B \rightarrow \pi l \nu_l$ also can be helpful in using factorization (outside its usual domain of applicability) to estimate the “wrong-sign” amplitude in $B \rightarrow D^* \pi$ decays [41].

Acknowledgments

We thank Martin Beneke, Andreas Kronfeld, and Zoltan Ligeti for helpful suggestions and Aaron Roodman for discussions of experimental capabilities. Part of this investigation was performed while one of us (J.L.R.) was at the Aspen Center for Physics. This work was supported in part by the United States Department of Energy through Grant No. DE FG02 90ER40560.

References

- [1] M. B. Voloshin, *Yad. Fiz.* **50**, 166 (1983) [*Sov. J. Nucl. Phys.* **50**, 105 (1983)].
- [2] M. Gronau, O. F. Hernández, D. London, and J. L. Rosner, *Phys. Rev. D* **50**, 4529 (1994).
- [3] CLEO Collaboration, J. P. Alexander *et al.*, *Phys. Rev. Lett.* **77**, 5000 (1996); B. H. Behrens *et al.*, *Phys. Rev. D* **61**, 052001 (2000): $\mathcal{B}(B^0 \rightarrow \pi^- e^+ \nu_e) = (1.8 \pm 0.4 \pm 0.4) \times 10^{-4}$.
- [4] Belle Collaboration, K. Abe *et al.*, <http://bsunsrv1.kek.jp/conferences/LP01-EPS/>, BELLE-CONF-0124; H. Tajima, XX International Symposium on Lepton and Photon Interactions at High Energies, Rome, Italy, July 23–27, 2001: $\mathcal{B}(B^0 \rightarrow \pi^- e^+ \nu_e) = (1.28 \pm 0.20 \pm 0.26) \times 10^{-4}$ (preliminary).
- [5] CLEO Collaboration, D. Cronin-Hennessy *et al.*, *Phys. Rev. Lett.* **85**, 515 (2000); D. Cinabro, presented at XXX International Conference on High Energy Physics, Osaka, Japan, July 27 – August 2, 2000, hep-ex/0009045.
- [6] Belle Collaboration, KEK report 2001-11, hep-ex/0104030, submitted to *Phys. Rev. Lett.*
- [7] BaBar Collaboration, T. Champion, Osaka Conf. [5], hep-ex/0011018; G. Cavoto, XXXVI Rencontres de Moriond, March 17–24, 2001 (unpublished).
- [8] J. L. Rosner, lectures at TASI-2000, Boulder, Colorado, June 5–30, 2000, to be published in *TASI-2000: Flavor Physics for the Millennium*, edited by J. L. Rosner (World Scientific, 2001).
- [9] D. London and R. Peccei, *Phys. Lett. B* **223**, 257 (1989); M. Gronau, *Phys. Rev. Lett.* **63**, 1451 (1989); B. Grinstein, *Phys. Lett. B* **229**, 280 (1989).
- [10] BaBar Collaboration, B. Aubert *et al.*, SLAC report SLAC-PUB-8929, hep-ex/0107074, submitted to the 20th International Symposium on Lepton and Photon Interactions at High Energies, July 23–27, 2001, Rome, Italy.
- [11] M. Gronau and D. London, *Phys. Rev. Lett.* **65**, 3381 (1990).
- [12] Y. Grossman and H. R. Quinn, *Phys. Rev. D* **58**, 017504 (1998).

- [13] J. Charles, Phys. Rev. D **59**, 054007 (1999).
- [14] M. Gronau, D. London, N. Sinha, and R. Sinha, Technion report TECHNION-PH-27-2001, hep-ph/0105308, and references therein.
- [15] J. Silva and L. Wolfenstein, Phys. Rev. D **49**, 1151 (1994).
- [16] See, e.g., M. Gronau and J. L. Rosner, Phys. Rev. Lett. **76**, 1200 (1996); A. S. Dighe, M. Gronau, and J. L. Rosner, Phys. Rev. D **54**, 3309 (1996); A. S. Dighe and J. L. Rosner, Phys. Rev. D **54**, 4677 (1996).
- [17] M. Gronau and J. L. Rosner, Phys. Rev. D **57**, 6843 (1998); W.-S. Hou, J. G. Smith, and F. Würthwein, hep-ex/9910014; X.-G. He, W.-S. Hou, and K. C. Yang, Phys. Rev. Lett. **83**, 1100 (1999).
- [18] CLEO Collaboration, T. E. Coan *et al.*, CLEO report CLEO-CONF-01-2, hep-ex/0102007 (unpublished).
- [19] Particle Data Group, D. E. Groom *et al.*, Eur. Phys. J. C **15**, 1 (2000).
- [20] J. D. Bjorken, in *New Developments in High-Energy Physics*, Proc. IV International Workshop on High-Energy Physics, Orthodox Academy of Crete, Greece, 1–10 July 1988, edited by E. G. Floratos and A. Verganelakis, Nucl. Phys. B Proc. Suppl. **11**, 325 (1989).
- [21] M. B. Voloshin, Ref. [1]; R. N. Faustov, V. O. Galkin, and A. Yu. Mishurov, Phys. Rev. D **53**, 1996 (6302), [hep-ph/9508262]; A. Khodjamirian, *et al.*, Phys. Rev. D **62**, 114002 (2000).
- [22] D. Becirevic, A. B. Kaidalov, Phys. Lett. B **478**, 2000 (417); LPT - Orsay 99/32, ROMA 99/1248.
- [23] D. Becirevic *et al.*, Phys. Rev. D **60**, 074501 (1999).
- [24] UKQCD Collaboration, K. C. Bowler *et al.*, Preprint, Edinburgh 2000/14, IFUP-TH/2000-17, JLAB-THY-00-25, SHEP-00-08, hep-lat/0007020.
- [25] D. S. Hwang and G. H. Kim, Phys. Rev. D **55**, 6944 (1997).
- [26] W. Y. Wang and Y. L. Wu, hep-ph/0006241.
- [27] T. Huang and C. W. Luo, Phys. Rev. D **53**, 5042 (1996).
- [28] J. L. Rosner, Comments on Nucl. Part. Phys. **16**, 109 (1986); L. Brekke and J. L. Rosner, Comments on Nucl. Part. Phys. **18**, 83 (1988); J. L. Rosner, in *Particles and Fields 3*, Proceedings of the Banff Summer Institute (CAP) 1988, Banff, Alberta, 14–26 August 1988, edited by A. N. Kamal and F. C. Khanna (World Scientific, Singapore, 1989), p. 395.
- [29] J. F. Amundson, *et al.*, Phys. Lett. B **296**, 415 (1992).

- [30] V. M. Belyaev, V. M. Braun, A. Khodjamirian, and R. Rückl, Phys. Rev. D **51**, 6177 (1995) and references therein; D. Guetta and P. Singer, Phys. Rev. D **61**, 054014 (2000); Nucl. Phys. Proc. Suppl. **93**, 134 (2001); M. Di Pierro and E. Eichten, Fermilab report FERMILAB-PUB-01-033-T, hep-ph/0104208 (unpublished).
- [31] Belyaev *et al.* [30], as reviewed by R. Rückl, WUE-ITP-98-011, CERN-TH/98-124, hep-ph/9810338.
- [32] A. Abada *et al.*, CERN report CERN-TH 99-186, hep-lat/0011065 (unpublished).
- [33] M. Beneke, G. Buchalla, M. Neubert, and C. T. Sachrajda, CERN report CERN-TH/2001-107, hep-ph/0104110 (unpublished). For earlier work see also Phys. Rev. Lett. **83**, 1914 (1999); Nucl. Phys. **B591**, 313 (2000).
- [34] M. Gronau and J. L. Rosner, Phys. Rev. D **61**, 073008 (2000).
- [35] J. L. Rosner, in Proceedings of Beauty 2000, Kibbutz Maagan, Israel, September 13–18, 2000, edited by S. Erhan, Y. Rozen, and P. E. Schlein, Nucl. Instr. Meth. A **462**, 44 (2001).
- [36] K. Osterberg, talk presented at the International Europhysics Conference on High-Energy Physics, Budapest, Hungary, 12–18 July 2001, to appear in the Proceedings.
- [37] A. J. Buras and R. Fleischer, Phys. Lett. B **341**, 379 (1995).
- [38] M. Gronau and J. L. Rosner, Enrico Fermi Institute Report No. 01-42, September, 2001.
- [39] L. Wolfenstein, Phys. Rev. Lett. **51**, 1945 (1983).
- [40] J. L. Rosner, in Proceedings of Beauty 2000, Kibbutz Maagan, Israel, September 13–18, 2000, edited by S. Erhan, Y. Rozen, and P. E. Schlein, Nucl. Instr. Meth. A **462**, 304 (2001).
- [41] D. A. Suprun, C.-W. Chiang, and J. L. Rosner, Enrico Fermi Institute Report No. 01-35, in progress.