

Phenomenological Equations of State for the Quark-Gluon Plasma

Peter N. Meisinger, Travis R. Miller and Michael C. Ogilvie
Dept. of Physics Washington University St. Louis, MO 63130
(October 23, 2018)

Abstract

Two phenomenological models describing an $SU(N)$ quark-gluon plasma are presented. The first is obtained from high temperature expansions of the free energy of a massive gluon, while the second is derived by demanding color neutrality over a certain length scale. Each model has a single free parameter, exhibits behavior similar to lattice simulations over the range $T_d - 5T_d$, and has the correct blackbody behavior for large temperatures. The $N = 2$ deconfinement transition is second order in both models, while $N = 3, 4$, and 5 are first order. Both models appear to have a smooth large- N limit. For $N \geq 4$, it is shown that the trace of the Polyakov loop is insufficient to characterize the phase structure; the free energy is best described using the eigenvalues of the Polyakov loop. In both models, the confined phase is characterized by a mutual repulsion of Polyakov loop eigenvalues that makes the Polyakov loop expectation value zero. In the deconfined phase, the rotation of the eigenvalues in the complex plane towards 1 is responsible for the approach to the blackbody limit over the range $T_d - 5T_d$. The addition of massless quarks in $SU(3)$ breaks $Z(3)$ symmetry weakly and eliminates the deconfining phase transition. In contrast, a first-order phase transition persists with sufficiently heavy quarks.

arXiv:hep-ph/0108009v2 16 Oct 2001

I. INTRODUCTION

The equation of state for the quark-gluon plasma is of great interest in several different areas of physics. In heavy ion physics, astrophysics, and cosmology, the equation of state is needed as input. There are two first-principles methods to obtain the equation of state: perturbation theory and lattice simulations. Only lattice gauge theory techniques are able to determine the equation of state directly over all temperatures but researchers in other fields have typically contented themselves with the extraction of a few important parameters from lattice results. When the equation of state is needed, the bag model equation of state [1] is very often used, even though it is a poor representation of lattice results.

As better alternatives, we have developed two simple models for the $SU(N)$ gluon plasma equation of state. Both models are obtained by combining simple phenomenological ideas with $Z(N)$ symmetry and the known features of the perturbative equation of state. These models have many desirable properties, and exhibit thermodynamic behavior similar to that obtained from lattice simulations. In particular, they give a reasonable picture of the crucial region from the deconfinement temperature T_d to $5T_d$ which has not been obtained by other means. The phase transition in these models is second order for $N = 2$, and first order for $N = 3, 4$, and 5 . It appears that the large- N limit will be smooth in both models. Quark effects are easily included.

In both models, the eigenvalues of the Polyakov loop determine all thermodynamic properties. The Polyakov loop is defined for Euclidean finite temperature gauge theories as

$$P(\vec{x}) = \mathcal{T} \exp \left[ig \int_0^{1/T} d\tau A_0(\vec{x}, \tau) \right] \quad (1)$$

where T is the temperature, and \mathcal{T} denotes Euclidean time ordering. The Polyakov loop is the natural order parameter of the deconfinement transition in pure gauge theories. Its trace in the fundamental representation can be related to the free energy F of a heavy source:

$$e^{-F/T} = \langle Tr_F P(\vec{x}) \rangle \quad (2)$$

where the expectation value is taken over a thermal ensemble of states. It has been known for some time that $\langle Tr_F P(\vec{x}) \rangle$ is of fundamental importance in describing the deconfining phase transition [2]. In a pure gauge theory, the action is invariant under a global symmetry associated with the center C of the gauge group, but the Polyakov loop is not invariant. If $z \in C$, then the symmetry requires $z \langle Tr_F P(\vec{x}) \rangle = \langle Tr_F P(\vec{x}) \rangle$, which implies $\langle Tr_F P(\vec{x}) \rangle = 0$. This is in turn interpreted as $F = \infty$, indicating confinement. In the phenomenological models developed here, the eigenvalues of the Polyakov loop are the essential degrees of freedom rather than $\langle Tr_F P(\vec{x}) \rangle$ alone, a possibility also recently explored by Pisarski [3]. The Polyakov loop P is unitary for $SU(N)$ gauge theories; we will denote its eigenvalues in the fundamental representation by

$$P_{jk} = \exp(i\theta_j) \delta_{jk} \quad (3)$$

after a diagonalizing unitary transformation. The eigenvalues in other representations will be linear combinations of the phase factors $\exp(i\theta_j)$. For simplicity, we will refer to both $\exp(i\theta_j)$ and θ_j as eigenvalues, relying on context to differentiate them.

In our models, we make a mean-field assumption that the Polyakov loop eigenvalues are constant throughout space, and assume that the free energy f is a function of the eigenvalues. Confinement is obtained from a set of eigenvalues which make $\langle \text{Tr}_F P(\vec{x}) \rangle = 0$. As we show below, this is naturally obtained by a uniform distribution of eigenvalues around the unit circle, constrained by the unitarity of P . In other words, confinement at low temperatures is a consequence of eigenvalue repulsion. In a pure gauge theory below the deconfinement temperature T_d , the eigenvalues are frozen in this uniform distribution. As T moves upward from T_d , the eigenvalues of the Polyakov loop rotate towards $\theta = 0$ or one of its $Z(N)$ equivalents, and P moves towards an element of the center. In the case of a first order transition, the eigenvalues jump at T_d . In the models developed below, it is this motion of the eigenvalues which is responsible for the approach to the blackbody limit over the range $T_d - 5T_d$.

The next section briefly derives the conventional one-loop expression for the free energy of gluons in a constant Polyakov loop background. Using this expression, section III explains in detail why a naive Landau-Ginsberg treatment of deconfinement based on $\text{Tr}_F P(\vec{x})$ as a single complex order parameter fails for $SU(4)$ and higher. Sections IV and V introduce model A and model B, respectively. Model A is particularly tractable analytically in the cases of $SU(2)$ and $SU(3)$. Section VI presents results for the pressure p , the internal energy ε , and the interaction measure Δ for both models for $N = 2, 3, 4$, and 5. Section VII considers the effects of massive and light quarks in model A for $SU(3)$. A final section discusses our results.

II. PERTURBATIVE EOS AT HIGH T

There are several reasons for beginning with the perturbative expression for the free energy. As a consequence of asymptotic freedom, the perturbative expression for the free energy as a function of the Polyakov loop eigenvalues will be valid at sufficiently high temperatures. Any purely perturbative calculation will give a free energy of the form

$$f_{pert} = T^4 F(P, g(T)) \quad (4)$$

where F depends directly only on dimensionless variables: the Polyakov loop P and the running coupling constant $g(T)$. The leading order behavior, which is sufficient for our needs, is independent of $g(T)$ and gives the blackbody behavior expected at high temperature. In addition, the perturbative expression for the free energy will give us significant insights into the structure and interpretation of possible terms in the free energy.

At one loop, the free energy for gluons in a constant A_0 background can be written as

$$f_{pert}(\theta) = \ln \left[\det \left(-D_{adj}^2 \right) \right] \quad (5)$$

where D_{adj} is the covariant derivative acting on fields in the adjoint representation. This can be written in an unregularized form as

$$f_{pert}(\theta) = \sum_{n \in Z} \int \frac{d^3 k}{(2\pi)^3} \text{tr}_A \ln \left[\left(\frac{2\pi n}{\beta} - A_0 \right)^2 + \vec{k}^2 \right] \quad (6)$$

where the trace is in the adjoint representation and $\beta = 1/T$. Using a standard identity [4], this can be written in a familiar form as the sum of a zero-temperature contribution, which is divergent, and a finite temperature contribution:

$$f_{pert}(\theta) = 2 \sum_{n \in Z} \int \frac{d^3 k}{(2\pi)^3} tr_A \left\{ \frac{1}{2} \omega_k + \ln [1 - \exp(-\beta \omega_k - i\beta A_0)] \right\} \quad (7)$$

where $\omega_k \equiv |\vec{k}|$ and the factor of 2 comes from the sum over polarization states. Disregarding the zero temperature contribution, the free energy density can be written as

$$f_{pert}(\theta) = \frac{1}{\beta} \sum_{j,k=1}^N 2 \left(1 - \frac{1}{N} \delta_{jk}\right) \int \frac{d^3 k}{(2\pi)^3} \ln [1 - e^{-\beta \omega_k + i\Delta\theta_{jk}}] \quad (8)$$

where the factor involving the Kronecker δ projects out the singlet state. We have defined the differences of the fundamental representation eigenvalues as $\Delta\theta_{jk} \equiv \theta_j - \theta_k$; they are just the $N^2 - 1$ eigenvalues in the adjoint representation. It is instructive to expand the logarithm:

$$f_{pert}(\theta) = -\frac{1}{\beta} \sum_{j,k=1}^N 2 \left(1 - \frac{1}{N} \delta_{jk}\right) \int \frac{d^3 k}{(2\pi)^3} \sum_{n=1}^{\infty} \frac{1}{n} e^{-n\beta \omega_k + in\Delta\theta_{jk}}. \quad (9)$$

Each factor of n is associated with paths that wrap around space-time n times in the Euclidean time direction [5]. The integral over k can be performed, yielding

$$f_{pert}(\theta) = -\frac{2}{\pi^2 \beta^4} \sum_{j,k=1}^N \left(1 - \frac{1}{N} \delta_{jk}\right) \sum_{n=1}^{\infty} \frac{1}{n^4} e^{in\Delta\theta_{jk}} \quad (10)$$

Note that f_g is real because $\Delta\theta_{jk} = -\Delta\theta_{kj}$. The summation over n can be done exactly, giving

$$f_{pert}(\theta) = \frac{2T^4}{\pi^2} \sum_{j,k=1}^N \left(1 - \frac{1}{N} \delta_{jk}\right) \left[\frac{\pi^4}{3} B_4(|\Delta\theta_{jk}|_{2\pi}/2\pi) \right] \quad (11)$$

where $|\Delta\theta|_{2\pi} \equiv |\Delta\theta| \bmod 2\pi$ and $B_4(x) = x^4 - 2x^3 + x^2 - \frac{1}{30}$ is the fourth Bernoulli polynomial. This leads immediately to [6–8]

$$f_{pert}(\theta) = -2T^4 \sum_{j,k=1}^N \left(1 - \frac{1}{N} \delta_{jk}\right) \left[\frac{\pi^2}{90} - \frac{1}{48\pi^2} |\Delta\theta_{jk}|_{2\pi}^2 \left(|\Delta\theta_{jk}|_{2\pi} - 2\pi \right)^2 \right] \quad (12)$$

which reduces to the usual black body formula in the case $A_0 = 0$. The free energy is a smooth polynomial in the $\Delta\theta$ variables, except at the points $\Delta\theta = 0, \pm 2\pi, \pm 4\pi, \dots$ where the *mod* function acts to maintain the periodicity which is manifest in the original form of f_{pert} .

The minimum of f_{pert} occurs at $A_0 = 0$ and values related to $A_0 = 0$ by $Z(N)$ symmetries for all values of the temperature T . We can characterize these solutions as

$$\theta_j = \frac{2\pi n}{N} \quad n = 0, \dots, (N-1). \quad (13)$$

The one-loop expression for the free energy of gluons propagating in the background of a non-trivial, but constant, Polyakov loop thus predicts a gas of gluons would always be in the deconfined phase. There is no indication that higher orders in perturbation theory modify this result [9].

III. FAILINGS OF THE LANDAU APPROACH

We define P_F to be the expectation value of the trace of the Polyakov loop in the fundamental representation, $\langle Tr_F P(\vec{x}) \rangle$. Because P_F is the order parameter for the deconfining phase transition in pure gauge theories, it is natural to attempt to construct a Landau theory for the deconfining phase transition as a polynomial in P_F [10,11].

An obvious form for the Landau free energy f_L is

$$f_L = a_2 P_F^* P_F + \frac{a_4}{2} (P_F^* P_F)^2 + \frac{a_6}{3} (P_F^* P_F)^3 + \frac{b_N}{N} (P_F^N + P_F^{*N}) \quad (14)$$

where the coefficients are all real and temperature-dependent. Most of the terms in f_L are invariant under a $U(1)$ symmetry $P_F \rightarrow e^{i\alpha} P_F$. The term $b_N(P_F^N + P_F^{*N})$ breaks this symmetry down to $Z(N)$, the correct symmetry group for the $SU(N)$ deconfining transition. An exception occurs for $SU(2)$: P_F is real, so the b_2 term can be absorbed into a_2 , and f_L has only a $Z(2)$ invariance. While additional terms can be added to f_L , this is the minimal form necessary to reproduce all known behavior in $3+1$ dimensions. Models of the lattice $SU(N)$ deconfinement transition valid in the strong-coupling limit indicate a first-order transition for all $N \geq 3$ [12,13]; there is also an argument based on Schwinger-Dyson equations that the $N = \infty$ limit also has a first-order transition [14]. Recent lattice simulations of $SU(4)$ at finite temperature provide very good evidence that the $SU(4)$ transition is first order [15]. The deconfining $SU(N)$ gauge transition can be first order for all $N \geq 3$ with the simple Landau free energy f_L only if the coefficients are carefully chosen functions of the temperature. In the large N limit, these coefficients must scale in such a way that $f_L \propto N^2$.

There are several problems associated with using f_L to obtain an equation of state over a wide range of temperatures. First, there are generally at least four unknown coefficients to be determined. Because P_F is dimensionless, the coefficients are all of dimension four in $3+1$ dimensions. We can safely assume that they grow no quicker than T^4 for large T , in accord with the usual black body behavior. The standard Landau assumption would be that each coefficient is a polynomial in T of degree four or less. This gives us generically 20 undetermined parameters. Without additional assumptions, it is impossible to make useful progress.

Secondly, this form of the free energy includes only part of the known high-temperature physics. As we have seen in the previous section, the high-temperature partition function depends on terms of the form $Tr_A(P^n)$ where n can be associated with a gluon trajectory winding around space-time n times in the temporal direction. Because $Tr_F(P)Tr_F(P)^* = Tr_A(P) + 1$, the a_2 term is associated with the $n = 1$ gluon trajectories, and so on. We see that a polynomial in P_F does not take into account all of the high-temperature perturbative result.

Finally, the most general form of the free energy does not depend on P solely through P_F and P_F^* . The high-temperature perturbative free energy f_{pert} illustrates this point. It is not a function solely of P_F and its conjugate, and cannot be written as an infinite series in P_F and P_F^* . A simple example will illustrate this point. Consider two diagonal matrices lying in $SU(4)$, defined by

$$U_1 = \begin{pmatrix} e^{i\pi/2} & & & \\ & e^{i\pi/2} & & \\ & & e^{-i\pi/2} & \\ & & & e^{-i\pi/2} \end{pmatrix} \quad (15)$$

and

$$U_2 = \begin{pmatrix} e^{i\pi/4} & & & \\ & e^{i3\pi/4} & & \\ & & e^{i5\pi/4} & \\ & & & e^{i7\pi/4} \end{pmatrix} \quad (16)$$

Both U_1 and U_2 have zero trace in the fundamental representation, yet the traces of their square are different: $Tr_F U_1^2 = -4$ and $Tr_F U_2^2 = 0$, establishing that $Tr_F U^2$ cannot be a function solely of $Tr_F U$. Explicit calculation shows furthermore that $f_{pert}(U_1) \neq f_{pert}(U_2)$.

At first sight, this may seem to contradict two standard results: a) the characters form a complete, in fact orthogonal, basis on class functions; b) all characters may be obtained from the fundamental representation by repeated multiplication and the application of

$$\chi_a(U)\chi_b(U) = \sum_c n(a, b; c) \chi_c(U) \quad (17)$$

where all n 's are non-negative integers. Taken together, these results might suggest that all group characters are polynomials in $Tr_F U$ and its complex conjugate. Consider, however, the product representation $N \otimes N$. It is reducible into $N(N+1)/2 \oplus N(N-1)/2$, which are symmetric and antisymmetric representations, respectively. Their characters are respectively

$$\begin{aligned} \chi_S &= \frac{1}{2} \left[(Tr_F U)^2 + Tr_F (U^2) \right] \\ \chi_A &= \frac{1}{2} \left[(Tr_F U)^2 - Tr_F (U^2) \right]. \end{aligned} \quad (18)$$

Note that the sum $\chi_S + \chi_A$ is a polynomial in $Tr_F U$, but χ_S and χ_A are in general not. For example, in $SU(3)$ the restriction on the eigenvalues of U imposed by $\det(U) = 1$ allows us to prove

$$\frac{1}{2} \left[(Tr_F U)^2 - Tr_F (U^2) \right] = Tr_F (U^\dagger) \quad (19)$$

in accord with the $SU(3)$ result $3 \otimes 3 = 6 \oplus \bar{3}$. In this case, it is true that $Tr_F (U^2)$ can be written as a polynomial in $Tr_F U$ and $Tr_F U^\dagger$. However, for $SU(4)$, unitarity of U gives instead

$$\frac{1}{2} \left[(Tr_F U)^2 - Tr_F (U^2) \right] = \frac{1}{2} \left[(Tr_F U)^2 - Tr_F (U^2) \right]^* \quad (20)$$

which shows that the 6 representation of $SU(4)$ is real. $SU(N)$ group characters can be written as polynomials in $Tr_F(U)$ and its complex conjugate only for $SU(2)$ and $SU(3)$.

An alternative statement is that the Polyakov loop in the fundamental representation, $Tr_F U$, is not sufficient to determine the eigenvalues of U , beginning with the case of $SU(4)$.

Let us label the eigenvalues for the Polyakov loop as z_i , with $i = 1$ to N . For $SU(3)$, the characteristic polynomial for the Polyakov loop is

$$\prod_{i=1}^3 (z - z_i) = z^3 - (z_1 + z_2 + z_3) z^2 + (z_1 z_2 + z_2 z_3 + z_3 z_1) z - z_1 z_2 z_3. \quad (21)$$

Since the determinant of a special unitary matrix is 1, we have $z_1 z_2 z_3 = 1$, and the characteristic polynomial is

$$z^3 - z^2 \text{Tr}_F U + z \text{Tr}_F U^+ - 1 \quad (22)$$

so for $SU(3)$, knowledge of $\text{Tr}_F U$ determines all eigenvalues, and the free energy can be written as a function of $\text{Tr}_F U$ alone. For $SU(4)$, similar considerations allow the characteristic polynomial to be written as

$$z^4 - z^3 \text{Tr}_F U + z^2 \frac{1}{2} \left[(\text{Tr}_F U)^2 - \text{Tr}_F (U^2) \right] - z \text{Tr}_F U^+ + 1 \quad (23)$$

and knowledge of $\text{Tr}_F U$ must be supplemented by the value of $\text{Tr}_F (U^2)$. As N increases, more information must be supplied to reconstruct the eigenvalues.

IV. MODEL A

We want to add terms to f_{pert} which are subleading in comparison to the T^4 behavior of f_{pert} , and introduce a mass scale into f . This mass scale will determine the deconfinement temperature T_d . The first of our two models is obtained by adding, by hand, a mass to the gauge bosons, and working with the high temperature expansion of the resultant free energy.

As before, we have

$$f = -\frac{1}{\beta} \sum_{j,k=1}^N 2 \left(1 - \frac{1}{N} \delta_{jk} \right) \int \frac{d^3 k}{(2\pi)^3} \sum_{n=1}^{\infty} \frac{1}{n} e^{-n\beta\omega_k + in\Delta\theta_{jk}}. \quad (24)$$

but now $\omega_k = \sqrt{k^2 + M^2}$. It is easy to derive the first two terms in the high-temperature expansion. Higher order effects, which include terms of order TM^3 and $M^4 \ln(T/M)$, can be derived by more sophisticated methods. Such terms were derived in the case of a trivial Polyakov loop by Dolan and Jackiw [16]. See [17] for a relatively simple derivation of the general case. The result is

$$f_A(\theta) = - \sum_{j,k=1}^N \frac{1}{\pi^2} \left(1 - \frac{1}{N} \delta_{jk} \right) \left[-\frac{2\pi^4}{3\beta^4} B_4 \left(\frac{\Delta\theta_{jk}}{2\pi} \right) - \frac{M^2 \pi^2}{2\beta^2} B_2 \left(\frac{\Delta\theta_{jk}}{2\pi} \right) \right] \quad (25)$$

where the second Bernoulli polynomial $B_2(x)$ is given by $B_2(x) = x^2 - x + 1/6$ on the interval $(0, 1)$. The above expression *defines* the free energy for our model A. In fact, the full one-loop free energy for a massive gluon always favors $A_0 = 0$. We stress that we view this derivation as merely providing an indication of the type of additional terms that might appear in the complete free energy. The Bernoulli polynomials appear naturally in class

functions which are almost everywhere polynomials in the θ 's; these class functions are thus well-suited for the construction of a Landau theory in the eigenvalues. In more explicit form, f_A is given by

$$f_A(\theta) = -T^4 \sum_{j,k=1}^N \left(1 - \frac{1}{N} \delta_{jk}\right) \left[\frac{\pi^2}{45} - \frac{1}{24\pi^2} |\Delta\theta_{jk}|_{2\pi}^2 \left(|\Delta\theta_{jk}|_{2\pi} - 2\pi \right)^2 \right] \\ + T^2 M^2 \sum_{j,k=1}^N \left(1 - \frac{1}{N} \delta_{jk}\right) \left[\frac{1}{12} + \frac{1}{8\pi^2} |\Delta\theta_{jk}|_{2\pi} \left(|\Delta\theta_{jk}|_{2\pi} - 2\pi \right) \right]. \quad (26)$$

Because the free energy density f_A is a class function of the Polyakov loop eigenvalues by construction, f_A is invariant under gauge transformations. This important property will also hold for model B.

The T^4 term has a clear minimum when $\Delta\theta_{jk} = 0$, corresponding to $A_0 = 0$ and its $Z(N)$ equivalents, and will dominate for large T . The T^2 term, however, will dominate for T small and has a global *maximum* at $\Delta\theta_{jk} = 0$. To explore the phase structure, it suffices to consider real and positive P_F ; it is convenient to use a parametrization for the $SU(N)$ angles which we will refer to as the ϕ parametrization. For N even, we represent diagonal matrices as $\text{diag} \left[\exp \left(i\phi_{N/2}, \dots, i\phi_1, -i\phi_1, \dots, -i\phi_{N/2} \right) \right]$, with the eigenvalues ordered such that $\pi \geq \phi_{N/2} \geq \dots \geq \phi_1 \geq 0$. For N odd, we represent diagonal matrices as $\text{diag} \left[\exp \left(i\phi_{(N-1)/2}, \dots, i\phi_1, 0, -i\phi_1, \dots, -i\phi_{(N-1)/2} \right) \right]$, with the eigenvalues again ordered such that $\pi \geq \phi_{(N-1)/2} \geq \dots \geq \phi_1 \geq 0$.

At low temperatures, the ϕ will minimize

$$2 \sum_{j=2}^N \sum_{k=1}^j |\Delta\theta_{jk}|_{2\pi} \left(|\Delta\theta_{jk}|_{2\pi} - 2\pi \right) \quad (27)$$

For even N , this reduces to

$$\sum_{j=1}^{N/2} \left[4N\phi_j^2 - 8\pi(2j-1)\phi_j \right] \quad (28)$$

The minimum occurs at

$$\phi_j = \frac{\pi(2j-1)}{N} \quad (29)$$

which is precisely uniform spacing around the unit circle. For odd N , we have a similar reduction to

$$\sum_{j=1}^{(N-1)/2} \left[4N\phi_j^2 - 16\pi j\phi_j \right] \quad (30)$$

and the minimum is given by

$$\phi_j = \frac{2\pi j}{N}. \quad (31)$$

Note that in the case of N even, unitarity forces the eigenvalues away from $\theta = 0$, *e.g.*, for $N = 4$, the four angles form an "X" rather than a "+".

In this model, the deconfinement transition arises because of competition between the T^4 term, which tends to force all eigenvalues to zero, and the T^2 term, which forces the eigenvalues apart. We next discuss the analytically tractable cases of $SU(2)$ and $SU(3)$. For $SU(4)$ and higher, model A is conveniently solved by numerical methods.

A. Model A for $SU(2)$

In the case of $SU(2)$, we have only $\phi_1 = \phi$ and $\phi_{-1} = -\phi$. At low temperatures, we have $\phi = \pi/2$, giving $P_F = 0$. The free energy is

$$f_A = -\frac{\pi^2 T^4}{15} + \frac{4T^4}{3\pi^2} \phi^2 (\phi - \pi)^2 + \frac{M^2 T^2}{4} + \frac{M^2 T^2}{\pi^2} \phi (\phi - \pi) \quad (32)$$

This equation has an obvious symmetry under $\phi \leftrightarrow \pi - \phi$ associated with $Z(2)$ invariance. It is convenient to define a new variable $\psi = \pi/2 - \phi$, which better manifests the $Z(2)$ symmetry. We obtain

$$f = -\frac{\pi^2 T^4}{15} + \frac{T^4}{12\pi^2} (\pi^2 - 4\psi^2)^2 + \frac{M^2 T^2}{4} - \frac{M^2 T^2}{4\pi^2} (\pi^2 - 4\psi^2) \quad (33)$$

with $\psi = 0$ representing confinement. The phase transition is second order, in accord with the universality argument of Svetitsky and Yaffe [2]. The deconfinement temperature T_d is given by $T_d = (3/2)^{1/2} M/\pi \approx 0.38985M$, and $\psi(T)$ behaves as

$$\psi(T) = \sqrt{\frac{2T^2\pi^2 - 3M^2}{8T^2}} \quad (34)$$

Above T_d , the pressure $p = -f$ is given by

$$p = \frac{1}{15}\pi^2 T^4 - \frac{1}{4}M^2 T^2 + \frac{3}{16\pi^2}M^4 \quad (35)$$

The internal energy is given by

$$\varepsilon = T \frac{dp}{dT} - p = \frac{16\pi^4 T^4 - 20M^2 T^2 \pi^2 - 15M^4}{80\pi^2} \quad (36)$$

The dimensionless interaction measure Δ , defined from the stress-energy tensor as $\Delta = (\langle T_\mu^\mu \rangle_T - \langle T_\mu^\mu \rangle_0)/T^4$, is given by

$$\Delta = \frac{\varepsilon - 3p}{T^4} = \frac{M^2 (T^2 - T_d^2)}{2T^4}. \quad (37)$$

Note for future reference that Δ falls off as $1/T^2$ above T_d .

This first, analytically tractable example exhibits the one real shortcoming of these models: the pressure can go negative at low temperatures, and shows non-monotonic behavior. A fully satisfactory theory would probably have the pressure identically zero in the confined

phase, or positive and very small if glueball effects were included. We could add a small constant to the free energy which would make $p(T_d) = 0$, at the cost of slightly changing the graph of p/T^4 for temperatures just above T_d . Such a term is similar to the appearance of the bag constant in the bag model, but with an important difference. In this model, any term independent of the temperature would also be independent of the Polyakov loop eigenvalues, and would give the same contribution in both the confined and deconfined phases. The introduction of this new parameter, moreover, does not necessarily render the pressure physical in the region below T_d . Since our intent is to model the behavior above T_d , we view this behavior as a minor flaw.

B. Model A for $SU(3)$

In the case of $SU(3)$, there are three eigenvalue $\phi_1 = \phi$, 0 and $\phi_{-1} = -\phi$. At low temperatures, we have $\phi = 2\pi/3$, giving $P_F = 0$. The free energy has the form

$$f_A = -T^4 \frac{8\pi^2}{45} + \frac{T^4}{6\pi^2} [8\phi^2 (\phi - \pi)^2 + \phi^2 (\phi - 2\pi)^2] + \frac{2T^2 M^2}{3} + \frac{T^2 M^2}{2\pi^2} [2\phi (\phi - \pi) + \phi (\phi - 2\pi)] \quad (38)$$

As in the case of $SU(2)$, a simple substitution is helpful. Defining $\psi = 2\pi/3 - \phi$, we may eliminate the linear terms and write f_A in the form

$$f_A = \frac{8\pi^2}{405} T^4 + \left(\frac{3}{2\pi^2} T^2 M^2 - \frac{2}{3} T^4 \right) \psi^2 - \frac{2}{3\pi} T^4 \psi^3 + \frac{3}{2\pi^2} T^4 \psi^4. \quad (39)$$

The presence of a ψ^3 term indicates that the phase transition will be first order, as expected. The non-trivial minimum of f_A , which represents the deconfined phase, is given by

$$\psi_{\min} = \frac{\pi T + 3\sqrt{T^2 \pi^2 - 2M^2}}{6T} \quad (40)$$

The point at which ψ_{\min} develops an imaginary part is the spinodal point, given by $T_s = \sqrt{2}M/\pi$. Below this temperature, the deconfined phase is no longer metastable. There is another spinodal point, associated with $\psi = 0$. This temperature, which is given by $T'_s = 3M/2\pi$, is the temperature above which the confined phase is no longer metastable.

A first order phase transition occurs when $f(\psi_{\min}) = f(0)$, which gives the critical value

$$\psi = 2\pi/9 \quad (41)$$

and this in turn implies the deconfinement temperature is

$$T_d = \frac{9}{20\pi} \sqrt{10} M \approx .45296M. \quad (42)$$

Comparing the two spinodal temperatures to T_d , we have

$$\frac{T_s}{T_d} \approx .99381$$

$$\frac{T'_s}{T_d} \approx 1.0541$$

which indicates a very narrow range of metastability around T_d , consistent with a very weak first order phase transition.

V. MODEL B

As will be demonstrated in section VI, model A gives a very reasonable approximation to the free energy and associated thermodynamic functions above T_d , as obtained from lattice simulations. It is desirable to have a second model, to attempt to judge what features are universal. Our second model, like the first, is obtained by physically motivated considerations, but of a completely different type.

Let us suppose that there is some natural scale R in position space over which color neutrality is enforced. In other words, net color is allowed in volumes of less than R^3 , but the net color on larger scales is zero. We think of space as being divided up into cells of size R^3 , and assume each cell is large enough that the conventional density of states may be used. The general form of the partition function for a cell has been known for some time [18–25] ; it has the form

$$Z_{cell} = \exp \left[-\beta R^3 f_{cell} \right] = \int (d\theta) \exp \left[-\beta R^3 f_{pert}(\theta) \right] \quad (43)$$

where $(d\theta)$ denotes an integral over $SU(N)$ Haar measure, and $f_{pert}(\theta)$ is as derived in section II. Although f_{cell} turns out to have many of the properties associated with the deconfinement transition, it lacks a true phase transition, as any model based on integration over a finite number of variables must. In order to have a phase transition, there must be cell-cell correlations. We construct our model B by requiring that the eigenvalues θ be the same in all cells. Such a condition might be derived by steepest descents, for example. This leads to

$$f_B(\theta) = f_{pert}(\theta) - \frac{1}{\beta R^3} \ln [J(\theta)] \quad (44)$$

where $J(\theta)$ is the Jacobian contained within the Haar measure $(d\theta)$. For $SU(N)$, its explicit form is

$$J(\theta) = \prod_{j < k} \sin^2 \left(\frac{\theta_j - \theta_k}{2} \right) \quad (45)$$

up to a constant which is fixed by demanding that $\int (d\theta) = 1$. At temperatures large compared to $1/R$, minimization of f_B over the θ_j variables gives a free energy close to f_{cell} .

At low temperatures, the free energy is dominated by the measure term, which favors the same uniformly spaced pattern of eigenvalues found for model A. This behavior is very familiar from random matrix theory [26]. At high temperatures, the free energy is dominated by f_{pert} , and a phase transition occurs because of the conflict between the two terms. Physically, the conflict is between minimizing the energy of the gauge boson gas and maximizing the entropy associated with color fluctuations.

Model B clearly has features in common with model A. In both models, the correct perturbative behavior is built in, and the deconfining phase transition results from the interplay of two simple terms. Both models introduce a single mass scale which determines T_d . However, the physical motivation for the two models is rather different, and the mass scale is introduced in different ways.

VI. $SU(N)$ THERMODYNAMICS FOR $N = 2, 3, 4$, AND 5

In this section, we present the pressure p , the energy density ε and the interaction measure Δ as functions of T for $SU(2)$ through $SU(5)$ for both models. In the case of $SU(3)$, we also compare the models with results from pure gauge simulations [27]. As discussed above, model A is analytically tractable in the cases of $SU(2)$ and $SU(3)$; for the case of $SU(4)$ and higher, a numerical solution is easily obtainable. Model B, because it involves transcendental functions, must be solved numerically for all N .

For $SU(2)$, both models predict a second-order phase transition, in agreement with universality arguments and lattice simulations [10]. For $N = 3, 4$, and 5, the phase transition is first order in both models. Figures 1-3 show p , ε , and Δ as a function of the dimensionless variable T/T_d for the case of $SU(3)$. Results from lattice simulations, model A, and model B are shown. Since both models involve only a single dimensional parameter, these graphs have no free parameters. While neither model is in precise agreement with the simulation data, both are reasonable approximations over the range $T_d - 4.5T_d$. The most notable discrepancy is that both models approach the blackbody limit faster than the simulation data.

It is enlightening to plot p , ε , and Δ , each divided by $N^2 - 1$, versus T/T_d for $N = 2, 3, 4$, and 5. Figures 4-6 show the results for model A, and 7-9 for model B. Both models appear to be quickly approaching a finite large- N limit.

Both the simulation data and the two models show power law behavior in Δ for sufficiently large T , consistent with $\Delta \propto 1/T^2$. This is the asymptotic behavior found analytically for $SU(2)$ in model A. For the sake of a consistent analysis, we fit the simulation data and all models over the range $3T_d - 4.5T_d$ to the simple power law behavior $\Delta \propto 1/T^p$. The results are presented in Table I. The results are compatible with $1/T^2$ behavior contaminated by subleading corrections. These results should be compared with the value $p = 2.094(9)$ obtained by us from an analysis of the simulation data of [27]. In fact, all of the curves can be fit extremely well over the range $1.5T_d - 4.5T_d$ by a curve of the form $\Delta = a/T^2 + b/T^4$.

Considering that as formulated, models A and B have no free dimensionless parameters, they do a very good job of representing thermodynamic behavior. A more phenomenological approach would allow M and R , respectively, to vary with temperature, allowing fits to lattice results.

VII. QUARKS

The effect of quarks can be straightforwardly included in an approximate fashion by adding the free energy of quarks propagating in a constant Polyakov loop background to the free energy of the gluons [6-8]. It is very important, however, to note that this procedure neglects chiral symmetry restoration. It is very likely that a unified model including order parameters for both deconfinement and chiral symmetry restoration is necessary to fully describe the quark-gluon plasma [28,29]. We limit ourselves here to a discussion of very heavy quarks and the leading order effect of light quarks. We will defer the subject of the interplay of deconfinement and chiral symmetry restoration to a later time.

Quarks in the fundamental representation of the gauge group explicitly break $Z(N)$ symmetry. As the quark mass m goes to infinity, this effect vanishes. On the basis of

theoretical models and lattice simulations, the expected effect of very heavy quarks is to lower the critical temperature [12,13]. This line of first-order critical points in the $T - m$ plane is expected to terminate in a second-order end point at some finite value of m . A low-temperature expansion [30,31,17] gives the free energy of a massive quark as

$$f_q(\theta) = \frac{2m^2 T^2}{\pi^2} \sum_{j=1}^N \sum_{n=1}^{\infty} \frac{(-1)^n}{n^2} K_2(n\beta m) \cos(n\theta_j), \quad (46)$$

a form suitable for βm sufficiently large.

We consider only the simple case of $SU(3)$ using model A with a single heavy quark. Taking the parameter $M = 1$, the deconfinement temperature in the pure gauge theory is $T_d(m = \infty) = 0.453M$. The addition of a single heavy quark shifts the deconfinement temperature very slightly, with the first-order line terminating at a quark mass of $m = 2.57M$. At this critical end point, the deconfinement temperature is $T_d(m = 2.57M) = 0.974 T_d(m = \infty) = 0.441 M$.

For light quarks, the leading order behavior is proportional to T^4 and independent of the quark mass, and therefore independent of chiral behavior. It is given by [6–8]

$$f_q(\psi) = N_f \left(-\frac{7\pi^2}{4860} - \frac{20\pi}{81}\psi - \frac{1}{9}\psi^2 + \frac{4}{9\pi}\psi^3 - \frac{1}{6\pi^2}\psi^4 \right) T^4 \quad (47)$$

where N_f denotes the number of light flavors. Recall that the confined phase of the pure gauge theory was given by $\psi = 0$. The term linear in ψ appearing in $f_q(\psi)$ directly indicates the breaking of the $Z(3)$ invariance of the pure gauge theory. Detailed analysis shows that with $N_f = 2$, the deconfinement transition is replaced by a smooth crossover. The only scale in this model is again the parameter M , which need not have the same value found in the pure gauge theory, and a rapid rise in all thermodynamic quantities begins at a temperature around $M/4$.

VIII. CONCLUSIONS

We have developed two phenomenological equations of state for the quark-gluon plasma, which reproduce much of the thermodynamic behavior seen in lattice simulations. These models have many attractive features. Not the least of these is simplicity. Both models introduce a single new parameter. For the most important case of $SU(3)$, the free energy is obtained by minimizing over a single variable. Both models correctly predict the order of the deconfining phase transitions for $SU(2)$ (second order) and $SU(3)$ (weakly first order). Both models predict first order transitions in $SU(4)$ and $SU(5)$ as well. The pressure and other thermodynamic quantities vary rapidly in the range $T_d - 5T_d$ in both models, and both appear to have smooth large N limits.

Although the two models have very different phenomenological origins, the numerical value of the parameters introduced are reasonable for the case of $SU(3)$. If we take the deconfinement temperature in a pure $SU(3)$ gauge theory to be 270 MeV , then model A gives a value for M of 596 MeV . This is a plausible value for a constituent gluon mass. In model B, we find that R is 1 fermi, which is of course a typical hadronic scale. Thus in both models the phenomenological parameter introduced has a reasonable value.

It is useful to compare these models to the naive Bag model equation of state, which is in common usage in phenomenological applications [1]. The Bag model also introduces a single dimensional parameter, the bag energy density B , but gives a first order transition for all N . The Bag model pressure approaches the high-temperature, blackbody limit faster than both model A and model B, and also lattice results. The graph of ε/T^4 versus T for the Bag model is monotonically decreasing, in complete disagreement with lattice results. Finally, the Bag model predicts a $1/T^4$ behavior for Δ , which is ruled out by lattice results. As we have seen, model A and model B both show a $1/T^2$ behavior in Δ , which is compatible with $SU(3)$ lattice data.

As we have formulated them, both model A and model B have no free parameters once T_d is fixed. It is clear that by allowing the parameters M and R to depend on the temperature, a better fit to lattice data can be obtained at the cost of introducing additional phenomenological parameters. We plan to explore this issue for the most important case of $SU(3)$.

The success of these phenomenological models strongly suggests a theoretical point of view on the nature of the deconfinement mechanism, independent of the specific gauge theory under study. In confining theories, such as pure gauge theories, the eigenvalue distributions of the Polyakov loop are peaked at low temperature around values evenly spaced about the unit circle in such a way that the expectation value of the Polyakov loop is zero. Such behavior is characteristic of random $SU(N)$ matrices. At the deconfining transition temperature, the peaks of the eigenvalue distributions change, and move towards 1, which is the asymptotic limit as T goes to infinity. The consistency of this picture can be tested using lattice Polyakov loop eigenvalue distributions for $SU(4)$ and higher. In theories with light quarks, the deconfinement transition may be replaced by a rapid crossover, which is again associated with the motion of the Polyakov loop eigenvalues. We believe that this picture of deconfinement coupled with a field-theory inspired model of chiral symmetry breaking has the potential to fully model the equation of state of the quark-gluon plasma.

Associating deconfinement with changes in Polyakov loop eigenvalue distributions gives some perspective on recent attempts to model the plasma equation of state using the hard thermal loop (HTL) approximation [32–35]. The HTL approximation is a resummation of high-temperature perturbation theory, and may provide a good explanation of the slow asymptotic approach to the blackbody limit at very high temperatures. However, if the picture we have advocated here is correct, then no approach based on perturbation theory can explain the behavior of the plasma in the crucial region from T_d to $5T_d$, because the Polyakov loop eigenvalues are assumed to be 1. In fact, preliminary numerical simulations of pure $SU(3)$ gauge theories using $N_t = 4$ lattices indicate that the eigenvalues of individual Polyakov loops move much more slowly towards 1 than either model predicts. It is possible that a hybrid approach combining hard thermal loops with the minimal amount of phenomenology used in our models would be quite successful in reproducing the quark-gluon plasma thermodynamics over the entire range of temperatures above T_d .

Finally, there is the question of the connection of these models to candidate explanations for confinement having a deeper basis in the underlying gauge theory dynamics. Both model A and model B attribute confinement to a single, simple term in the free energy. Derivation of a similar term from one of these more fundamental candidate explanations of confinement would be very satisfying. A proper field-theoretic basis for the motion of the Polyakov loop

eigenvalues would answer many questions.

REFERENCES

- [1] J. Cleymans, R. V. Gavai and E. Suhonen, Phys. Rept. **130**, 217 (1986).
- [2] L. G. Yaffe and B. Svetitsky, Phys. Rev. D **26**, 963 (1982).
- [3] R. D. Pisarski, Phys. Rev. D **62**, 111501 (2000) [hep-ph/0006205].
- [4] I. Gradshteyn and I. Ryzhik, *Table of Integrals, Series, and Products, 5th ed.* (Academic, San Diego, 1994), p. 45.
- [5] P. N. Meisinger and M. C. Ogilvie, Phys. Rev. D **52**, 3024 (1995) [hep-lat/9502003].
- [6] D. J. Gross, R. D. Pisarski and L. G. Yaffe, Rev. Mod. Phys. **53**, 43 (1981).
- [7] N. Weiss, Phys. Rev. D **24**, 475 (1981).
- [8] N. Weiss, Phys. Rev. D **25**, 2667 (1982).
- [9] A. Gocksch and R. D. Pisarski, Nucl. Phys. B **402**, 657 (1993) [hep-ph/9302233].
- [10] B. Svetitsky, Phys. Rept. **132**, 1 (1986).
- [11] H. Meyer-Ortmanns, Rev. Mod. Phys. **68**, 473 (1996) [hep-lat/9608098].
- [12] F. Green and F. Karsch, Nucl. Phys. B **238**, 297 (1984).
- [13] M. Ogilvie, Phys. Rev. Lett. **52**, 1369 (1984).
- [14] A. Gocksch and F. Neri, Phys. Rev. Lett. **50** (1983) 1099.
- [15] M. Wingate and S. Ohta, Phys. Rev. D **63**, 094502 (2001) [hep-lat/0006016].
- [16] L. Dolan and R. Jackiw, Phys. Rev. D **9**, 3320 (1974).
- [17] P. Meisinger and M. Ogilvie, in preparation.
- [18] K. Redlich and L. Turko, Z. Phys. C **5**, 201 (1980).
- [19] L. Turko, Phys. Lett. B **104**, 153 (1981).
- [20] M. I. Gorenstein, O. A. Mogilevsky, V. K. Petrov and G. M. Zinovev, Z. Phys. C **18**, 13 (1983).
- [21] M. I. Gorenstein, S. I. Lipskikh, V. K. Petrov and G. M. Zinovev, Phys. Lett. B **123**, 437 (1983).
- [22] H. T. Elze, W. Greiner and J. Rafelski, Phys. Lett. B **124**, 515 (1983).
- [23] H. Elze, W. Greiner and J. Rafelski, Z. Phys. C **24**, 361 (1984).
- [24] B. S. Skagerstam, Phys. Lett. B **133**, 419 (1983).
- [25] B. S. Skagerstam, Z. Phys. C **24**, 97 (1984).
- [26] C. Itzykson and J. M. Drouffe, *Statistical Field Theory* (Cambridge, 1989).
- [27] G. Boyd, J. Engels, F. Karsch, E. Laermann, C. Legeland, M. Lutgemeier and B. Petersson, Nucl. Phys. B **469**, 419 (1996) [hep-lat/9602007].
- [28] P. N. Meisinger and M. C. Ogilvie, Nucl. Phys. Proc. Suppl. **47**, 519 (1996) [hep-lat/9509050].
- [29] A. Dumitru and R. D. Pisarski, Phys. Lett. B **504**, 282 (2001) [hep-ph/0010083].
- [30] A. Actor, Nucl. Phys. B **265**, 689 (1986).
- [31] A. Actor, Fortsch. Phys. **35**, 793 (1987).
- [32] J. O. Andersen, E. Braaten and M. Strickland, Phys. Rev. D **61**, 014017 (2000) [hep-ph/9905337].
- [33] J. O. Andersen, E. Braaten and M. Strickland, Phys. Rev. D **61**, 074016 (2000) [hep-ph/9908323].
- [34] J. P. Blaizot, E. Iancu and A. Rebhan, Phys. Lett. B **470**, 181 (1999) [hep-ph/9910309].
- [35] J. P. Blaizot, E. Iancu and A. Rebhan, Phys. Rev. D **63**, 065003 (2001) [hep-ph/0005003].

FIGURES

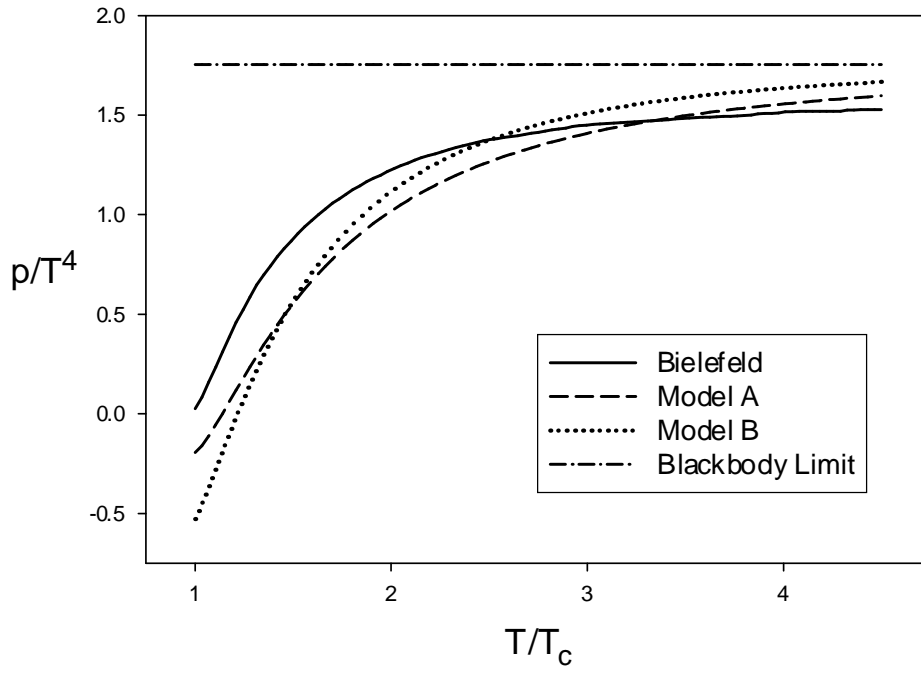


FIG. 1. p/T^4 versus T/T_c for $SU(3)$

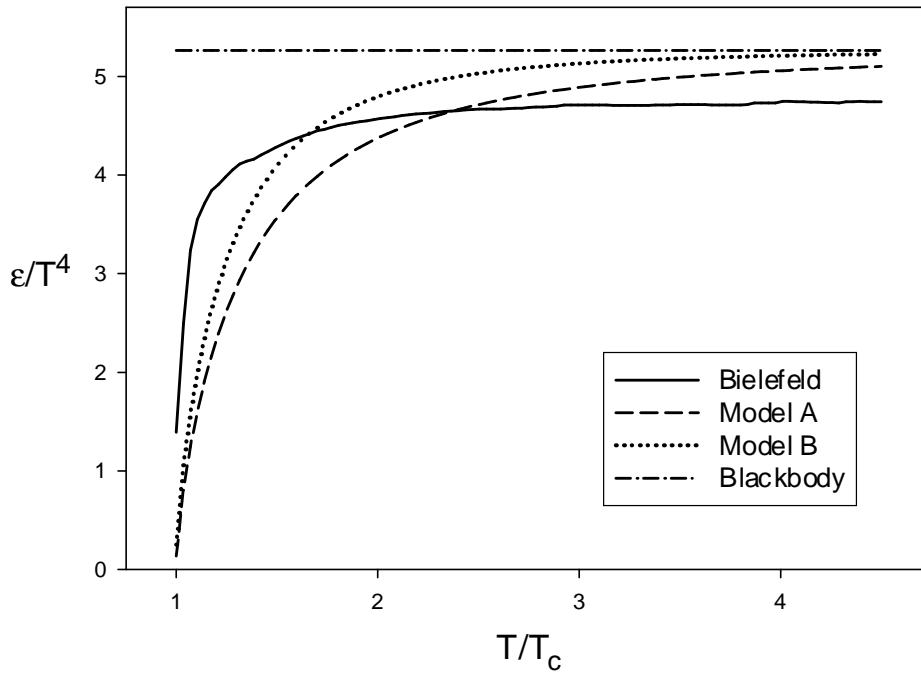


FIG. 2. e/T^4 versus T/T_c for $SU(3)$

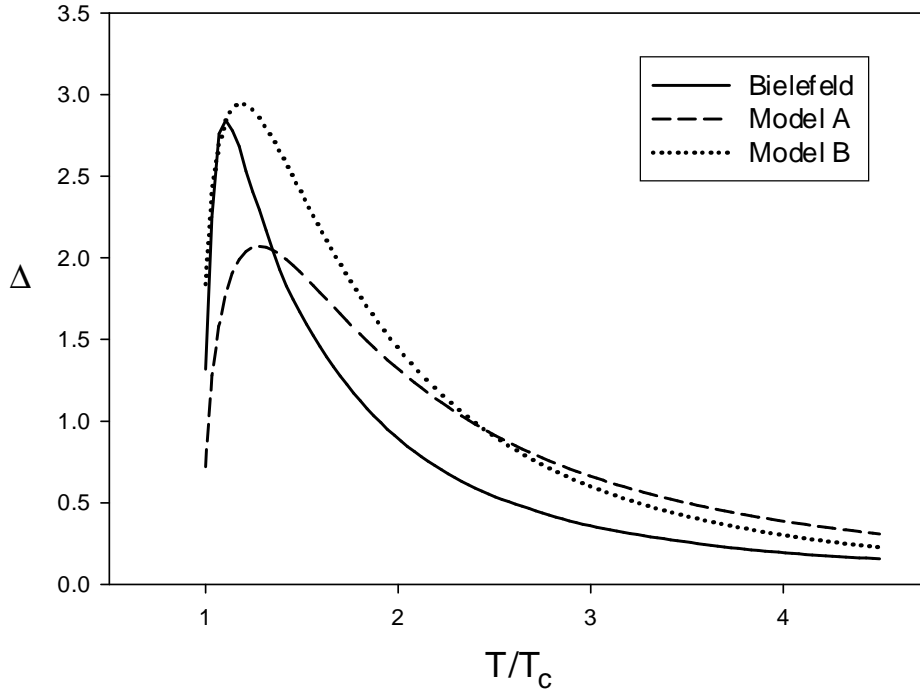


FIG. 3. Δ/T^4 versus T/T_c for $SU(3)$

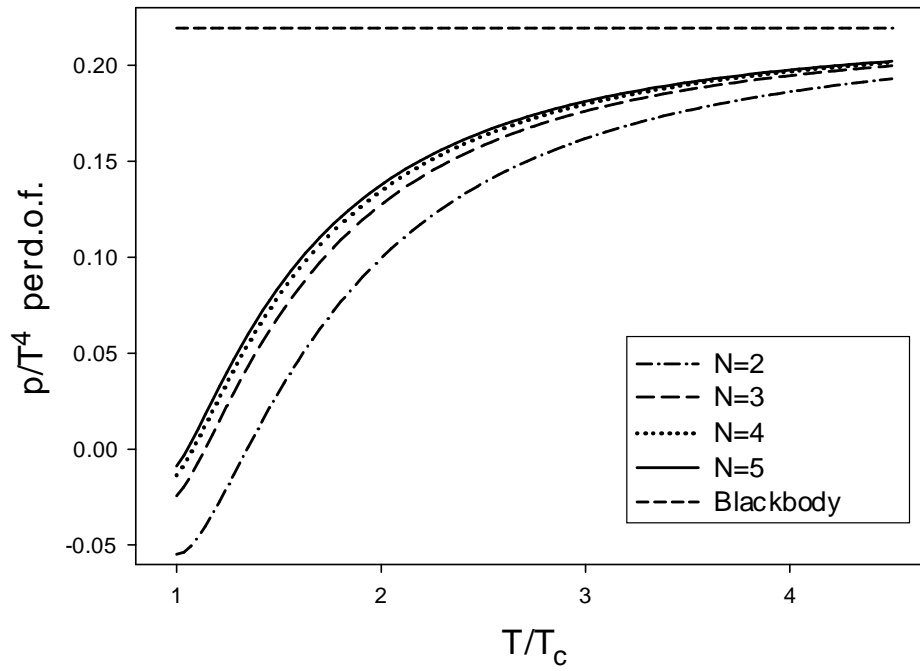


FIG. 4. p/T^4 versus T/T_c using model A for $N = 2, 3, 4, 5$

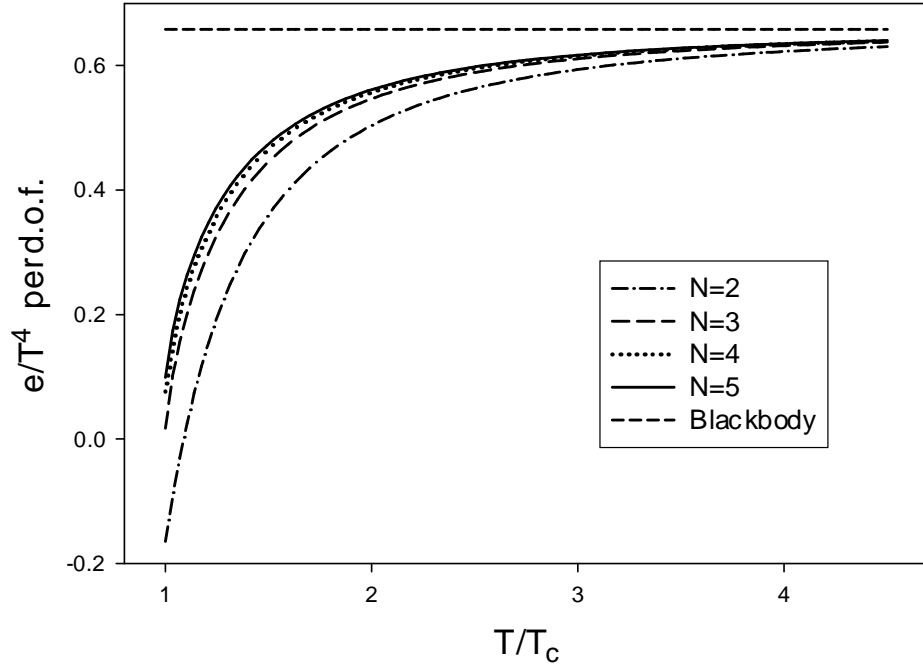


FIG. 5. e/T^4 versus T/T_c using model A for $N = 2, 3, 4, 5$

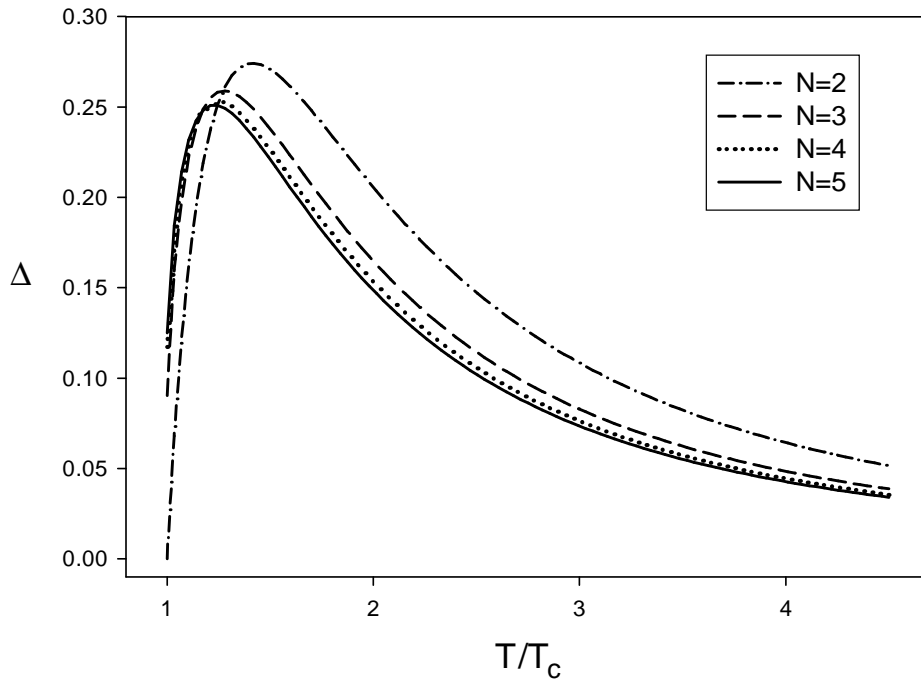


FIG. 6. Δ/T^4 versus T/T_c using model A for $N = 2, 3, 4, 5$

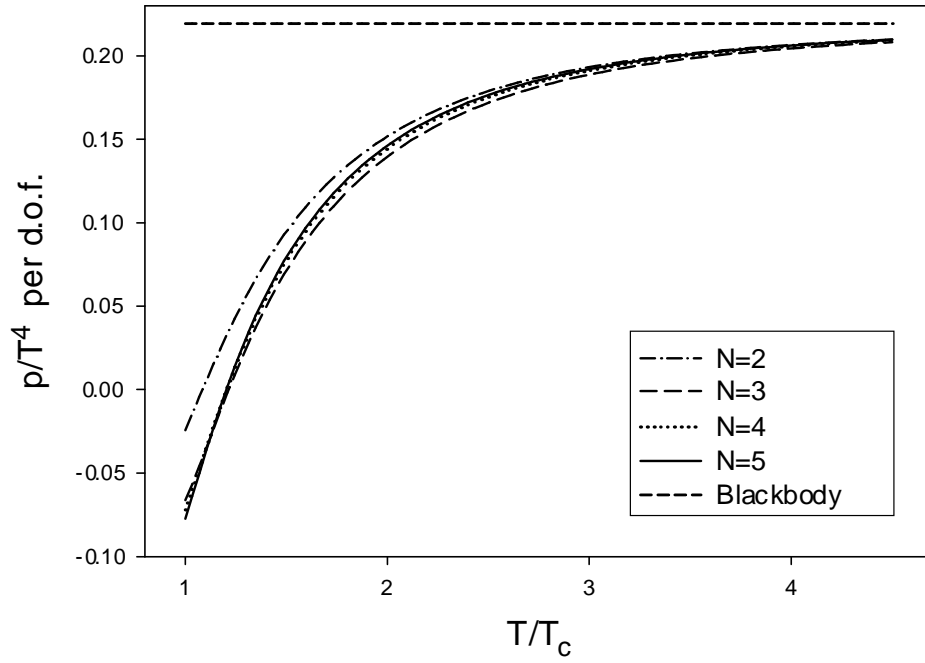


FIG. 7. p/T^4 versus T/T_c using model B for $N = 2, 3, 4, 5$

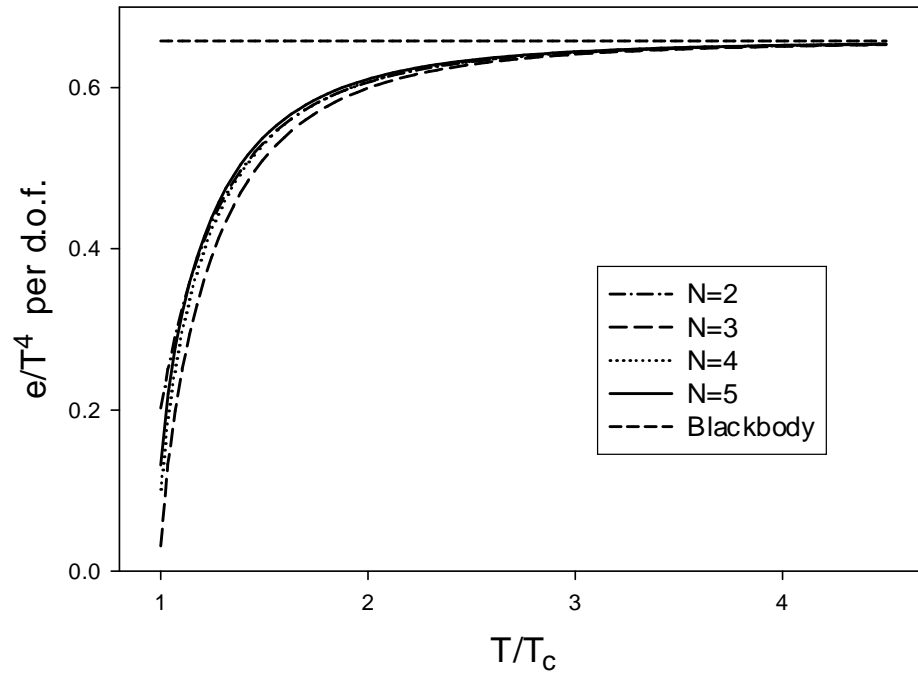


FIG. 8. e/T^4 versus T/T_c using model B for $N = 2, 3, 4, 5$

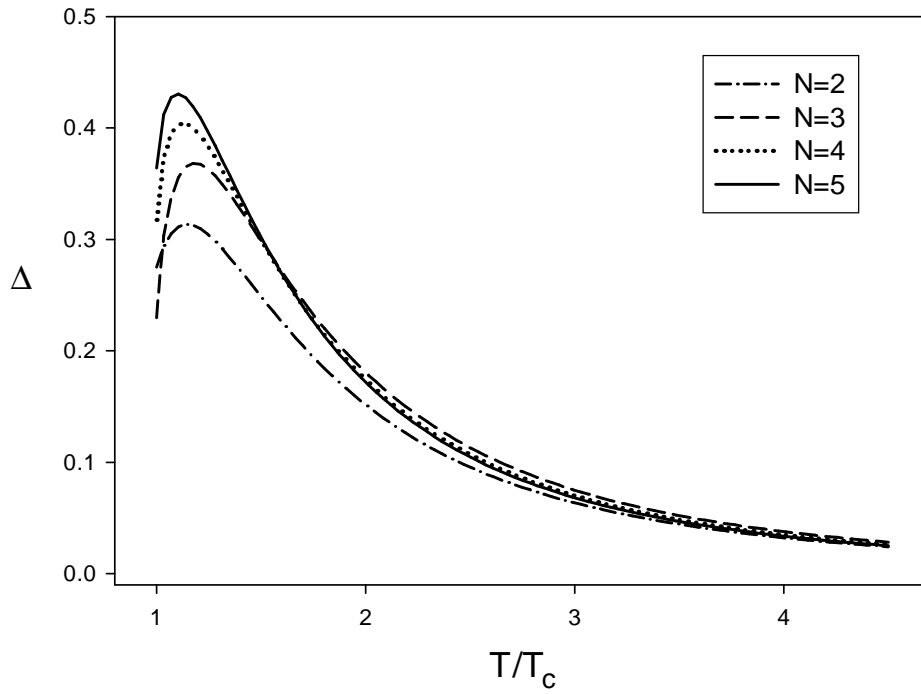


FIG. 9. Δ/T^4 versus T/T_c using model B for $N = 2, 3, 4, 5$

TABLES

TABLE I. The parameter p obtained from the fit $\Delta \propto 1/T^p$.

Model A N=2	1.833(3)
Model A N=3	1.878(2)
Model A N=4	1.889(2)
Model A N=5	1.893(2)
Model B N=2	2.377(4)
Model B N=3	2.398(3)
Model B N=4	2.436(3)
Model B N=5	2.457(3)