

Application of Pauli–Villars Regularization and Discretized Light-Cone Quantization to a Single-Fermion Truncation of Yukawa Theory*

Stanley J. Brodsky

Stanford Linear Accelerator Center, Stanford University, Stanford, California 94309

John R. Hiller

Department of Physics, University of Minnesota-Duluth, Duluth, Minnesota 55812

Gary McCartor

Department of Physics, Southern Methodist University, Dallas, Texas 75275

(February 8, 2020)

Abstract

We apply Pauli–Villars regularization and discrete light-cone quantization to the nonperturbative solution of (3+1)-dimensional Yukawa theory in a single-fermion truncation. Three heavy scalars, including two with negative norm, are used to regulate the theory. The matrix eigenvalue problem is solved for the lowest-mass state with use of a new, indefinite-metric Lanczos algorithm. Various observables are extracted from the wave functions, including average multiplicities and average momenta of constituents, structure functions, and a form factor slope.

12.38.Lg, 11.15.Tk, 11.10.Gh, 02.60.Nm

(Submitted to Physical Review D.)

Typeset using REVTeX

*Work supported in part by the U.S. Department of Energy, contracts DE-AC03-76SF00515, DE-FG02-98ER41087, and DE-FG03-95ER40908.

I. INTRODUCTION

Light-cone Hamiltonian diagonalization methods offer a number of attractive advantages for solving nonperturbative problems in quantum field theory, such as a physical Minkowski space description, boost invariance of the bound-state wave functions, no requirement for fermion doubling, and a consistent Fock-state expansion well matched to physical problems. In the discretized light-cone quantization (DLCQ) method, the light-cone Hamiltonian H_{LC} of a quantum field theory is diagonalized on a discrete Fock basis defined by assuming periodic boundary conditions in the light-cone coordinates [1,2]. The eigenvalues of H_{LC} give the mass spectrum of the theory, and the respective eigenfunctions projected on the free Fock basis provide the frame-independent light-cone wave functions needed for phenomenology [3] including the amplitudes needed to compute exclusive B decays [4–6], deeply virtual Compton scattering [7,8], and other hard exclusive processes [9]. The DLCQ method has been successfully used to solve a large number of one-space and one-time theories [2], including supersymmetric gauge theories [10]. It also has found application in analyzing confinement mechanisms [11], string theory [12], and M -theory [13].

The application of DLCQ to physical, (3+1)-dimensional space-time quantum field theories is computationally challenging because of the rapid growth of the number of degrees of freedom as the size of the Fock representation grows. A promising alternative is the transverse lattice method [14] which combines light-cone methods in the longitudinal light-cone direction with a spacetime lattice for the transverse dimensions. Recently Dalley [15] and Burkhart and Seal [16] have extended the transverse lattice method to estimate the shape of the valence light-cone wave function of a pion, a key input to much hadron phenomenology. Burkhart and Seal have also given an explicit calculation of the Isgur–Wise function for semi-leptonic B decays [17].

Another major difficulty in applying DLCQ to quantum field theory in 3+1 dimensions is the implementation of a nonperturbative renormalization method. Most methods of regulating nonperturbative calculations in the light-cone representation, such as momentum cutoffs, do not allow a correct renormalization even of perturbative calculations. The problem can be traced to the fact that any momentum cutoff violates Lorentz invariance as well as gauge invariance [18]. Since dimensional regularization is not available in DLCQ, one needs to introduce new fields or degrees of freedom to render the ultraviolet behavior of the theory finite. One intriguing possibility is to analyze ultraviolet-finite supersymmetric theories and then introduce breaking of the theory. The heavy supersymmetric partners then regulate the ordinary sector of the theory in a manner analogous to Pauli–Villars (PV) regulation [19]. String theory also provides mechanisms for regulating quantum field theory at short distances which are equivalent to an infinite spectrum of PV particles [20]. The introduction of PV fields can thus regulate a theory covariantly, after which the discretized momentum grid of DLCQ acts only as a numerical tool in the manner of performing a numerical integral.

In our previous work [18,21] we have shown that a model field theory in 3+1 dimensions can be solved by combining DLCQ with PV regulation of the ultraviolet regime. In our first application [18], a model theory was constructed to have an exact analytic solution by which the DLCQ results could be checked, for both accuracy and rapidity of convergence. The model was regulated in the ultraviolet by a single PV boson, which was included in

the DLCQ Fock basis in the same way as the “physical” particles of the theory. We then extended this approach to a more realistic model which mimics many features of a full quantum field theory [21]. Unlike the analytic model which contained a static source, the light-cone energies of the particles in this model have the correct longitudinal and transverse momentum dependence.

An important question is whether the generalized PV method with a finite number of fields can regulate a field theory at all orders. Paston and Franke [22] have studied the relation between perturbation theory in the light-cone representation and standard Feynman perturbation theory, and they have developed general rules for testing regularization procedures. For full Yukawa theory, Paston, Franke and Prokhvatilov [23] have shown that one PV boson and two PV fermions can regulate the theory in such a way as to allow a correct perturbative renormalization.

In this paper we shall apply generalized PV regularization and discrete light-cone quantization to the nonperturbative solution of (3+1)-dimensional Yukawa theory in a single-fermion truncation. We allow any number of bosons in the Yukawa theory but only one fermion in the Fock representation; fermion pair terms and any other terms that involve anti-fermions are neglected. We shall thus consider a field-theoretic model where one particle, which we take to be a fermion of mass M , acts as a dynamical source and sink for bosons of mass μ . In addition, three heavy PV scalars, including two with negative norm, will be used to regulate the theory so that the chiral properties of the renormalized theory are maintained, at least to one loop in perturbation theory. In particular, the mass of the renormalized fermion constituent vanishes as its bare mass vanishes. A distinct advantage of our approach is that the counterterms are generated automatically by the PV particles and their negative-metric couplings.

The extra degrees of freedom of the PV scalars and their negative-metric couplings introduces new computational challenges. However, the matrix eigenvalue problem can be solved for the lowest-mass state by the use of a new, indefinite-metric Lanczos algorithm which we describe in an Appendix. We also calculate the light-cone wave function of each Fock-sector component and the values for various physical quantities, such as average multiplicities and average momenta of constituents, bosonic and fermionic structure functions, and a form factor slope. We also verify that with our choice of PV conditions, the DLCQ calculations of the nonperturbative theory at weak coupling coincide with the covariant perturbation theory through one loop, although numerical resolution does start to become a problem even on a supercomputer.

In our convention, we define light-cone coordinates [24] by

$$x^\pm = x^0 + x^3, \quad \mathbf{x}_\perp = (x^1, x^2). \quad (1.1)$$

The time coordinate is taken to be x^+ . The dot product of two four-vectors is

$$p \cdot x = \frac{1}{2}(p^+ x^- + p^- x^+) - \mathbf{p}_\perp \cdot \mathbf{x}_\perp. \quad (1.2)$$

Thus the momentum component conjugate to x^- is p^+ , and the light-cone energy is p^- . We use underscores to identify light-cone three-vectors, such as

$$\underline{p} = (p^+, \mathbf{p}_\perp). \quad (1.3)$$

For additional details, see Appendix A of Ref. [18] or a review paper [2].

The following is an outline of the remainder of the paper. In Sec. II we discuss the regularization and renormalization of the Yukawa Hamiltonian. Our numerical methods and results are presented in Sec. III. Section IV contains our conclusions and plans for future work. Details of the numerical diagonalization method are given in the Appendix.

II. YUKAWA THEORY

A. Light-cone Hamiltonian

The light-cone Hamiltonian for Yukawa theory has been given by McCartor and Robertson [25]. Here we consider a single-fermion truncation and therefore neglect pair terms and any other terms that involve anti-fermions. We also neglect longitudinal zero modes. To regulate the theory, we include three PV bosons. The resulting Hamiltonian is

$$\begin{aligned}
H_{\text{LC}} = & \sum_{\underline{n},s} \frac{M^2 + \delta M^2 + (\underline{n}_\perp \pi / L_\perp)^2}{n/K} b_{\underline{n},s}^\dagger b_{\underline{n},s} + \sum_{\underline{m},i} \frac{\mu_i^2 + (\underline{m}_\perp \pi / L_\perp)^2}{m/K} (-1)^i a_{i\underline{m}}^\dagger a_{i\underline{m}} \\
& + \frac{g\sqrt{\pi}}{2L_\perp^2} \sum_{\underline{n}\underline{m}} \sum_{si} \frac{\xi_i}{\sqrt{m}} \left(\left[\frac{\epsilon_{-2s}^* \cdot \underline{n}_\perp}{n/K} + \frac{\epsilon_{2s} \cdot (\underline{n}_\perp + \underline{m}_\perp)}{(n+m)/K} \right] b_{\underline{n}+\underline{m},-s}^\dagger b_{\underline{n},s} a_{i\underline{m}} + \text{h.c.} \right) \\
& + \frac{Mg}{\sqrt{8\pi}L_\perp} \sum_{\underline{n}\underline{m}} \sum_{si} \frac{\xi_i}{\sqrt{m}} \left(\left[\frac{1}{n/K} + \frac{1}{(n+m)/K} \right] b_{\underline{n}+\underline{m},s}^\dagger b_{\underline{n},s} a_{i\underline{m}} + \text{h.c.} \right) \\
& + \frac{g^2}{8\pi L_\perp^2} \sum_{\underline{n}\underline{m}\underline{m}'} \sum_{sij} \frac{\xi_i \xi_j}{\sqrt{mm'}} \left[\left(b_{\underline{n}+\underline{m}+\underline{m}',s}^\dagger b_{\underline{n},s} a_{i\underline{m}'} a_{j\underline{m}} \frac{1}{(n+m)/K} + \text{h.c.} \right) \right. \\
& \quad \left. + b_{\underline{n}+\underline{m}-\underline{m}',s}^\dagger b_{\underline{n},s} a_{i\underline{m}'} a_{j\underline{m}} \left(\frac{1}{(n-m')/K} + \frac{1}{(n+m)/K} \right) \right], \tag{2.1}
\end{aligned}$$

where M is the fermion mass, $\mu \equiv \mu_0$ is the physical boson mass, μ_i and $(-1)^i$ are the mass and norm of the i -th PV boson, and $\epsilon_{2s} \equiv -\frac{1}{\sqrt{2}}(2s, i)$. The nonzero commutators are

$$[a_{i\underline{m}}, a_{j\underline{m}'}^\dagger] = (-1)^i \delta_{ij} \delta_{\underline{m}, \underline{m}'}, \quad \{b_{\underline{n},s}, b_{\underline{n}',s'}^\dagger\} = \delta_{\underline{n}, \underline{n}'} \delta_{s,s'}. \tag{2.2}$$

The different boson couplings are denoted by $\xi_i g$, where $\xi_0 \equiv 1$ corresponds to the physical boson; the other ξ_i are chosen to arrange cancellations discussed below. Fermion self-induced inertia terms cancel in a sum over bosons and therefore do not appear. The bare parameters are the coupling g and the mass shift δM^2 .

The number of PV flavors is determined by the cancellations needed to regulate the theory and restore chiral invariance in the $M = 0$ limit [26,18]. The one-loop self-energy of the fermion is [18]

$$\begin{aligned}
I(\mu^2, M^2, \Lambda^2) \approx & \frac{\alpha}{2\pi} \left[\left(\frac{\Lambda^2}{2} - \mu^2 \ln \Lambda^2 + \mu^2 \ln \mu^2 - \frac{\mu^4}{2\Lambda^2} \right) \right. \\
& \left. + M^2 \left(3 \ln \Lambda^2 - 3 \ln \mu^2 - \frac{9}{2} + \frac{5\mu^2}{\Lambda^2} \right) \right] \tag{2.3}
\end{aligned}$$

$$+M^4 \left(\frac{2}{\mu^2} \ln(M^2/\mu^2) + \frac{1}{3\mu^2} - \frac{1}{2\Lambda^2} \right) \Big],$$

with Λ^2 a cutoff such that $\Lambda^2 \gg \mu^2 \gg M^2$. In order that the self-energy be finite and proportional to M^2 , the relative coupling strengths ξ_i must satisfy the constraints

$$1 + \sum_{i=1}^3 (-1)^i \xi_i^2 = 0, \quad \mu^2 + \sum_{i=1}^3 (-1)^i \xi_i^2 \mu_i^2 = 0, \quad \sum_{i=1}^3 (-1)^i \xi_i^2 \mu_i^2 \ln(\mu_i^2/\mu^2) = 0. \quad (2.4)$$

In addition, the norm of the i -th PV field must be chosen as $(-1)^i$.

The third constraint in (2.4) is peculiar to the one-loop calculation. For higher-order or nonperturbative calculations, it must be replaced by a more general renormalization condition. However, to simplify the numerical work, we use the one-loop constraint and then check for failure of cancellation in the zero-mass limit.

As it stands, H_{LC} contains infrared divergences associated with the instantaneous fermion interaction, which is singular at the point where the instantaneous fermion has zero longitudinal momentum. The divergences are partly cancelled by crossed-boson contributions. To cancel the remainder we need to add an effective interaction, modeled on the missing fermion Z graph. The effective interaction is constructed from the pair creation and annihilation terms in the Yukawa light-cone energy operator [25]

$$\begin{aligned} \mathcal{P}_{\text{pair}}^- = & \frac{g}{2L_{\perp}\sqrt{L}} \sum_{\underline{pqsi}} \left[\frac{\epsilon_{-2s} \cdot \underline{p}_{\perp}}{p^+ \sqrt{q^+}} + \frac{\epsilon_{2s}^* \cdot (\underline{q}_{\perp} - \underline{p}_{\perp})}{(q^+ - p^+) \sqrt{q^+}} \right] \xi_i b_{\underline{p},s}^{\dagger} d_{\underline{q}-\underline{p},s}^{\dagger} a_{i\underline{q}} + \text{h.c.} \\ & + \frac{Mg}{2L_{\perp}\sqrt{2L}} \sum_{\underline{pqsi}} \left[\frac{1}{p^+ \sqrt{q^+}} - \frac{1}{(q^+ - p^+) \sqrt{q^+}} \right] \xi_i b_{\underline{p},s}^{\dagger} d_{\underline{q}-\underline{p},-s}^{\dagger} a_{i\underline{q}} + \text{h.c.} \end{aligned} \quad (2.5)$$

The denominator for the intermediate state is

$$\frac{M^2}{P^+} - p_{\text{spectators}}^- - \frac{M^2 + p_{\perp}^2}{p'^+} - \frac{M^2 + (\underline{q}'_{\perp} - \underline{p}_{\perp})^2}{q'^+ - p^+} - \frac{M^2 + p_{\perp}^2}{p^+}. \quad (2.6)$$

To guarantee the cancellation of the singularity in the numerical calculation, the instantaneous interaction is kept only if the corresponding crossed-boson graph is permitted by the numerical cutoffs.

The Fock-state expansion for the single-fermion eigenstate of the Hamiltonian is

$$\begin{aligned} \Phi_{\sigma} = & \sqrt{16\pi^3 P^+} \sum_{n_0, n_1, n_2, n_3=0}^{\infty} \int \frac{dp^+ d^2 p_{\perp}}{\sqrt{16\pi^3 p^+}} \prod_{j=1}^{n_{\text{tot}}} \int \frac{dq_j^+ d^2 q_{\perp j}}{\sqrt{16\pi^3 q_j^+}} \sum_s \\ & \times \delta(P - p - \sum_j^{n_{\text{tot}}} \underline{q}_j) \phi_{\sigma s}^{(n_i)}(\underline{q}_j; \underline{p}) \frac{1}{\sqrt{\prod_i n_i!}} b_{\underline{p},s}^{\dagger} \prod_j^{n_{\text{tot}}} a_{i_j \underline{q}_j}^{\dagger} |0\rangle, \end{aligned} \quad (2.7)$$

where n_0 is the number of physical bosons, n_i the number of PV bosons of flavor i , $n_{\text{tot}} = \sum_{i=0}^3 n_i$, and i_j is the flavor of the j -th constituent boson. It solves the eigenvalue problem $H_{LC} \Phi_{\sigma} = M^2 \Phi_{\sigma}$. The normalization is

$$\Phi_{\sigma}^{\dagger} \cdot \Phi_{\sigma} = 16\pi^3 P^+ \delta(P' - P). \quad (2.8)$$

B. Renormalization conditions

Mass renormalization is carried out by rearranging the eigenvalue problem into one for δM^2 at fixed M^2

$$x \left[M^2 - \frac{M^2 + p_\perp^2}{x} - \sum_i \frac{\mu_i^2 + q_{\perp i}^2}{y_i} \right] \tilde{\phi}(\underline{q}_i) - \int \prod_j dy'_j d^2 q'_{\perp j} \sqrt{x x'} \mathcal{K}(\underline{q}_i, \underline{q}'_j) \tilde{\phi}'(\underline{q}'_j) = \delta M^2 \tilde{\phi}(\underline{q}_i). \quad (2.9)$$

Here $x = p^+/P^+$ is the fermion momentum fraction, \mathcal{K} is shorthand for the interaction kernel, and the $\tilde{\phi} \equiv \phi/\sqrt{x}$ are new wave functions.

The coupling is fixed by setting a value for the expectation value $\langle :\phi^2(0): \rangle \equiv \Phi_\sigma^\dagger :\phi^2(0): \Phi_\sigma$ for the boson field operator ϕ . This quantity is useful because it can be computed fairly efficiently in a sum similar to a normalization sum

$$\begin{aligned} \langle :\phi^2(0): \rangle &= \sum_{n_i=0}^{\infty} \int \prod_j^{n_{\text{tot}}} dq_j^+ d^2 q_{\perp j} \sum_s (-1)^{(n_i)} \\ &\times \left(\sum_{k=1}^n \frac{2}{q_k^+/P^+} \right) \left| \phi_{\sigma s}^{(n_i)}(\underline{q}_j; \underline{P} - \sum_j \underline{q}_j) \right|^2, \end{aligned} \quad (2.10)$$

with $(-1)^{(n_i)}$ being the norm of the state with boson flavor partitioning (n_i) .

III. RESULTS

A. Numerical methods

The principal tools for the solution of the Hamiltonian eigenvalue problem are DLCQ [2] and the Lanczos diagonalization algorithm [27]. The first converts the problem to a matrix form, and the second quickly generates one or more eigenvectors. The use of negatively-normed states makes the ordinary Lanczos algorithm inapplicable; however, an efficient generalization has been developed for this situation. It is discussed in the Appendix. The constraint for the coupling renormalization is solved iteratively.

The discretization is based on the standard DLCQ approach where longitudinal and transverse momenta are assigned discrete values $q^+ = m\pi/L$ and $\mathbf{q}_\perp = \mathbf{n}_\perp \pi/L_\perp$, with L and L_\perp chosen length scales. Momentum conservation requires the individual m to sum to a fixed constant K , where $P^+ = K\pi/L$ is the total longitudinal momentum. The integer K is called the harmonic resolution [1], because longitudinal momentum fractions $y = q^+/P^+ = m/K$ are resolved to order $1/K$. The positivity of longitudinal momenta forces a natural cutoff such that $m \leq K$. Also, the eigenvalue problem for M^2 is independent of L ; the length scale cancels between P^+ and P^- .

The boundary conditions in the longitudinal direction are chosen to be periodic for the boson fields but antiperiodic for the fermion field. This means that the integers m are even

for bosons, and the corresponding fermion momentum index is odd. The harmonic resolution K is then also odd for the single-fermion state considered here.

The transverse direction requires an explicit cutoff Λ^2 , which we impose on individual light-cone energies

$$(\mu^2 + m_\perp^2 \pi^2 / L_\perp^2) / m \leq \Lambda^2 / K. \quad (3.1)$$

The total transverse momentum is taken to be zero. The integers n_x and n_y are limited to a range $[-N_\perp, N_\perp]$, which, along with the cutoff, determines the transverse scale L_\perp .

Given this discretization, the eigenvalue problem is converted to a matrix problem by a trapezoidal approximation to any momentum integrals. We have found useful modifications [18,21] which include non-constant weighting factors near the integral boundaries. These weights are adjusted to compensate for the DLCQ grid being incommensurate with the boundaries. In the present calculation, these weights are kept only in the two-body sector where maximal symmetry can be maintained. For higher Fock sectors, sensitivity to cancellations is of greater concern than boundary effects, and the weights disrupt the cancellations.

Unlike an ordinary eigenvalue problem, the presence of negatively normed states allows unphysical states to be lower in mass than the physical one-fermion state. Criteria must be employed to select the correct state in a numerical calculation. We used the following: a positive norm, a real eigenvalue, a minimum number of nodes (preferably zero) in the parallel-helicity boson-fermion wave function, and the largest bare-fermion probability between 0 and 1. Each of these characteristics can be computed without constructing the full eigenvector, provided one saves a few components of each Lanczos vector \mathbf{q}_j (see the Appendix).

As a check on the calculation, we took advantage of an exact solution that exists for the unphysical situation of equal-mass PV bosons [28]. In a particular (null) basis the matrix representation is purely triangular. Each wave function of the dressed fermion is then directly computable in a finite number of steps.

For comparison, we also solved the problem using Brillouin–Wigner perturbation theory, for which

$$\Phi_\sigma \simeq \sqrt{Z} \sum_{n=0} \left(\frac{1 - b_{\underline{K}}^\dagger |0\rangle \langle 0| b_{\underline{K}}}{\delta M^2 - \mathcal{K}_{\text{diag}}} \mathcal{K}_{\text{off-diag}} \right)^n b_{\underline{K}}^\dagger |0\rangle. \quad (3.2)$$

The integrals were computed numerically with the same discretization as the nonperturbative DLCQ calculation. The main effort in the perturbative expansion is then matrix multiplication, just as for the Lanczos algorithm.

B. Computed quantities

Various quantities can be computed from the wave functions $\phi^{(n_i)}$ for the different Fock sectors. We compute the slope of the no-flip form factor of the fermion, structure functions for bosons and the fermion, average momenta, average multiplicities, and a quantity sensitive to boson correlations. The form factor slope $F'(0)$ is given by [18]

$$\begin{aligned} \tilde{F}'(0) = & - \sum_{n_i=0}^{\infty} \int \prod_j dq_j^+ d^2 q_{\perp j} \sum_s (-1)^{(n_i)} \\ & \times \left[\sum_{k=1}^{n_{\text{tot}}} \left| \frac{y_k}{2} \nabla_{\perp k} \phi_{\sigma s}^{(n_i)}(\underline{q}_j; \underline{P} - \sum_j \underline{q}_j) \right|^2 \right]. \end{aligned} \quad (3.3)$$

The physical boson structure function for bare helicity s is defined as

$$\begin{aligned} f_{Bs}(y) \equiv & \sum_{n_i=0}^{\infty} \int \prod_j dq_j^+ d^2 q_{\perp j} \sum_{k=1}^{n_0} \delta(y - q_k^+/P^+) (-1)^{(n_i)} \\ & \times \left| \phi_{\sigma s}^{(n_i)}(\underline{q}_j; \underline{P} - \sum_i \underline{q}_j) \right|^2. \end{aligned} \quad (3.4)$$

The normalization is such that the integral yields the average multiplicity $\langle n_B \rangle$. We separate two pieces, for parallel and antiparallel bare helicity

$$\langle n_{Bs} \rangle = \int_0^1 f_{Bs}(y) dy, \quad (3.5)$$

and have

$$\langle n_B \rangle = \langle n_{B+} \rangle + \langle n_{B-} \rangle. \quad (3.6)$$

The average boson momentum is treated analogously, with

$$\langle y_{Bs} \rangle = \int_0^1 y f_{Bs}(y) dy \quad \text{and} \quad \langle y_B \rangle = \langle y_{B+} \rangle + \langle y_{B-} \rangle. \quad (3.7)$$

As a measure of the correlations in the multiple-boson Fock sectors, we compute $(\langle y_1 y_2 \rangle - \langle y \rangle^2)_{n \geq 2} / \langle y \rangle^2$ where

$$\begin{aligned} \langle y_1 y_2 \rangle_{n \geq 2} = & \sum_{n_0 \geq 2, n_i} \int \prod_j dq_j^+ d^2 q_{\perp j} \sum_s \sum_{k_1 \neq k_2}^{n_0} \frac{q_{k_1}^+}{P^+} \frac{q_{k_2}^+}{P^+} (-1)^{(n_i)} \\ & \times \left| \phi_{\sigma s}^{(n_i)}(\underline{q}_j; \underline{P} - \sum_j \underline{q}_j) \right|^2, \end{aligned} \quad (3.8)$$

and $\langle y \rangle_{n \geq 2}$ is the same as $\langle y \rangle$ except that only states with two or more bosons are included.

Calculations at low resolutions tend to have difficulty for stronger coupling. This can be seen already at third order in perturbation theory, where loop integrals are poorly approximated and subtractions between loops with different boson flavors magnify the errors. Fully averaged quantities such as $\langle n_B \rangle$ are less affected by this, but the structure function f_B can be quite poorly represented. An example is given in Fig. 1.

Clearly one cure is to work at higher resolution. Limitations on computer storage then require truncation in the number of constituents. Luckily, even at the strongest coupling that we consider, states with large numbers of constituents are unimportant, and yet the results differ significantly from lowest-order perturbation theory. The relative importance of

TABLE I. Fock sector probabilities $\int |\phi_{\sigma s}^{(n_i)}|^2 \prod_j dq_j$, where $(n_i) \equiv \{n_0, n_1, n_2, n_3\}$, $n = n_0$ is the number of physical bosons and n_i the number of Pauli–Villars bosons of type i . The helicities σ and s refer to the physical and bare fermion, respectively. The numerical and physical parameters are $K = 17$, $N_\perp = 5$, $M^2 = \mu^2$, $\Lambda^2 = 50\mu^2$, $\mu_1^2 = 10\mu^2$, $\mu_2^2 = 20\mu^2$, $\mu_3^2 = 30\mu^2$, and $\langle \phi^2(0) \rangle = 0.5$. Probabilities smaller than $\sim 10^{-5}$ are not resolved with any accuracy.

Number of bosons					Probability			# of states
total	n	n_1	n_2	n_3	$\sigma = s$	$\sigma = -s$	total	
0	0	0	0	0	0.9461	—	0.9461	1
1	1	0	0	0	0.0593	0.0444	0.1037	332
1	0	1	0	0	0.0340	0.0571	0.0911	219
1	0	0	1	0	0.0182	0.0300	0.0481	117
1	0	0	0	1	0.0036	0.0044	0.0080	55
2	2	0	0	0	0.0014	0.0021	0.0036	12414
2	1	1	0	0	0.0021	0.0022	0.0043	9969
2	0	2	0	0	0.0006	0.0003	0.0009	1499
2	1	0	1	0	0.0007	0.0007	0.0014	2998
2	0	1	1	0	0.0002	0.0001	0.0003	598
2	0	0	2	0	$0.5 \cdot 10^{-5}$	$0.4 \cdot 10^{-5}$	$0.9 \cdot 10^{-5}$	25
2	1	0	0	1	$0.7 \cdot 10^{-4}$	$0.7 \cdot 10^{-4}$	0.0001	655
2	0	1	0	1	$0.7 \cdot 10^{-5}$	$0.6 \cdot 10^{-5}$	$0.1 \cdot 10^{-4}$	45
3	3	0	0	0	0.0001	$0.2 \cdot 10^{-4}$	0.0001	136568
3	2	1	0	0	0.0002	$0.3 \cdot 10^{-4}$	0.0002	102490
3	1	2	0	0	$0.6 \cdot 10^{-4}$	$0.1 \cdot 10^{-4}$	$0.7 \cdot 10^{-4}$	18021
3	0	3	0	0	$0.4 \cdot 10^{-5}$	$0.1 \cdot 10^{-5}$	$0.5 \cdot 10^{-5}$	748
3	2	0	1	0	$0.4 \cdot 10^{-4}$	$0.6 \cdot 10^{-5}$	$0.5 \cdot 10^{-4}$	16631
3	1	1	1	0	$0.1 \cdot 10^{-4}$	$0.3 \cdot 10^{-5}$	$0.2 \cdot 10^{-4}$	2992
3	0	2	1	0	$\sim 10^{-6}$	$\sim 10^{-6}$	$\sim 10^{-6}$	79
4	4	0	0	0	$\sim 10^{-6}$	$\sim 10^{-6}$	$\sim 10^{-6}$	624372
4	3	1	0	0	$\sim 10^{-6}$	$\sim 10^{-6}$	$\sim 10^{-6}$	381016
4	2	2	0	0	$\sim 10^{-6}$	$\sim 10^{-6}$	$\sim 10^{-6}$	57132
4	1	3	0	0	$\sim 10^{-7}$	$\sim 10^{-7}$	$\sim 10^{-7}$	2577
4	0	4	0	0	$\sim 10^{-9}$	$\sim 10^{-9}$	$\sim 10^{-9}$	30
4	3	0	1	0	$\sim 10^{-7}$	$\sim 10^{-6}$	$\sim 10^{-6}$	28613
4	2	1	1	0	$\sim 10^{-7}$	$\sim 10^{-7}$	$\sim 10^{-7}$	2647

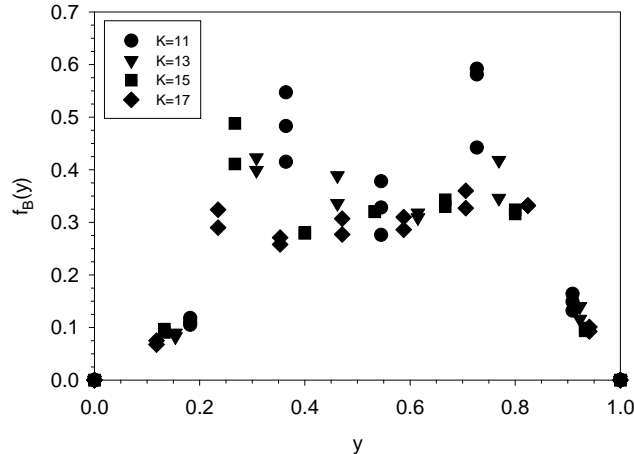


FIG. 1. The boson structure function f_B at various low to moderate numerical resolutions, with $M = \mu$, $\langle:\phi^2(0): \rangle = 1.0$, $\Lambda^2 = 50\mu^2$, $\mu_1^2 = 10\mu^2$, $\mu_1^2 = 20\mu^2$, and $\mu_1^2 = 30\mu^2$. To compare with a structure function computed at higher resolutions, see Fig. 5.

different numbers of constituents can be seen in Table I, where we list probabilities for the various Fock sector contributions to a calculation with moderate resolution. Truncation to a maximum of two bosons is seen to offer a very good approximation. For weaker couplings, lower resolution is sufficient.

Given these considerations for resolution and truncation, we have done two sets of calculations with K between 11 and 29, or even 39. For $K = 11$ and 13 there is no explicit truncation and the maximum number of bosons is 5 and 6, respectively. For $K = 15, 17$, and 19, the maximum number of bosons used is 4, and for $K \geq 21$ the maximum used is 2. Two different sets of cutoff and PV masses were considered: $\Lambda^2 = 50\mu^2$, $\mu_1^2 = 10\mu^2$, $\mu_1^2 = 20\mu^2$, and $\mu_1^2 = 30\mu^2$; and $\Lambda^2 = 100\mu^2$, $\mu_1^2 = 20\mu^2$, $\mu_1^2 = 40\mu^2$, and $\mu_1^2 = 60\mu^2$. The transverse resolution N_\perp was at least 4 and was increased beyond that to the extent allowed by the available storage on a 16 GB node of an IBM SP. The four processors of the node were used in parallel.

The full range of explored parameter values can be seen in Tables II-XVII. For each choice of input parameter values, these tables present the results for the bare parameters of the Hamiltonian, g and δM^2 , and for various expectation values.

TABLE II. Bare parameters and observables. The input parameter values are $M^2 = \mu^2$, $\Lambda^2 = 50\mu^2$, $\mu_1^2 = 10\mu^2$, $\mu_2^2 = 20\mu^2$, and $\mu_3^2 = 30\mu^2$.

K	N_\perp	$\langle:\phi^2(0): \rangle$	g	$\delta M^2/\mu^2$	$ \psi_0 ^2$	$-100\mu^2 F'(0)$	$\frac{(\langle y_1 y_2 \rangle - \langle y \rangle^2)_{n>2}}{\langle y \rangle^2}$
11	4	0.100	1.279	0.062	0.988	0.090	3653.
11	5	0.100	1.339	0.060	0.989	0.092	3938.
11	6	0.100	1.366	0.066	0.989	0.095	3150.
13	4	0.100	1.274	0.035	0.988	0.092	4117.
13	5	0.100	1.335	0.037	0.989	0.093	3426.
15	4	0.100	1.306	0.084	0.988	0.086	3671.
15	5	0.100	1.361	0.087	0.988	0.091	3108.
17	4	0.100	1.292	0.055	0.988	0.088	3331.
17	5	0.100	1.342	0.055	0.989	0.097	2868.
19	4	0.100	1.287	0.054	0.988	0.091	3324.
19	5	0.100	1.349	0.056	0.988	0.096	3375.
21	4	0.100	1.281	0.055	0.988	0.088	4075.
21	5	0.100	1.350	0.057	0.988	0.095	3257.
21	6	0.100	1.378	0.058	0.989	0.099	2788.
21	7	0.100	1.392	0.058	0.989	0.101	2977.
21	8	0.100	1.400	0.059	0.989	0.104	2920.
29	4	0.100	1.302	0.062	0.987	0.091	3572.
29	5	0.100	1.353	0.063	0.988	0.096	3441.
29	6	0.100	1.386	0.065	0.989	0.099	2920.
29	7	0.100	1.400	0.066	0.989	0.103	2983.

TABLE III. Additional observables. The input parameter values are the same as for Table II. The dashes represent values not extracted from early, lower-resolution calculations.

K	N_\perp	$\langle:\phi^2(0): \rangle$	$\langle n_{B,\sigma} \rangle$	$\langle n_{B,-\sigma} \rangle$	$\langle n_B \rangle$	$\langle y_{B,\sigma} \rangle$	$\langle y_{B,-\sigma} \rangle$	$\langle y_B \rangle$
11	4	0.100	—	—	0.021	—	—	0.01191
11	5	0.100	—	—	0.021	—	—	0.01209
11	6	0.100	—	—	0.021	—	—	0.01213
13	4	0.100	—	—	0.021	—	—	0.01170
13	5	0.100	—	—	0.022	—	—	0.01219
15	4	0.100	—	—	0.021	—	—	0.01198
15	5	0.100	—	—	0.022	—	—	0.01225
17	4	0.100	—	—	0.022	—	—	0.01220
17	5	0.100	—	—	0.022	—	—	0.01234
19	4	0.100	—	—	0.022	—	—	0.01231
19	5	0.100	—	—	0.022	—	—	0.01238
21	4	0.100	0.0147	0.0072	0.0219	0.00836	0.00417	0.01253
21	5	0.100	0.0133	0.0086	0.0218	0.00735	0.00506	0.01241
21	6	0.100	0.0128	0.0091	0.0220	0.00712	0.00540	0.01252
21	7	0.100	0.0125	0.0094	0.0219	0.00695	0.00556	0.01251
21	8	0.100	0.0125	0.0096	0.0220	0.00691	0.00566	0.01257
29	4	0.100	0.0145	0.0076	0.0221	0.00808	0.00444	0.01252
29	5	0.100	0.0135	0.0086	0.0221	0.00753	0.00508	0.01260
29	6	0.100	0.0129	0.0092	0.0221	0.00711	0.00546	0.01257
29	7	0.100	0.0126	0.0095	0.0221	0.00697	0.00564	0.01261

TABLE IV. Same as Table II, but for stronger coupling.

K	N_{\perp}	$\langle:\phi^2(0): \rangle$	g	$\delta M^2/\mu^2$	$ \psi_0 ^2$	$-100\mu^2 F'(0)$	$\frac{(\langle y_1 y_2 \rangle - \langle y \rangle^2)_{n \geq 2}}{\langle y \rangle^2}$
11	4	0.250	2.110	0.164	0.971	0.218	561.3
11	5	0.250	2.190	0.155	0.972	0.221	611.5
11	6	0.250	2.226	0.171	0.973	0.238	490.6
13	4	0.250	2.058	0.088	0.971	0.225	645.1
13	5	0.250	2.161	0.092	0.972	0.233	535.1
15	4	0.250	2.192	0.222	0.971	0.190	559.1
15	5	0.250	2.259	0.228	0.972	0.207	481.2
17	4	0.250	2.126	0.141	0.971	0.205	515.2
17	5	0.250	2.175	0.138	0.972	0.238	453.7
19	4	0.250	2.100	0.137	0.970	0.222	521.6
19	5	0.250	2.192	0.142	0.972	0.233	532.8
21	4	0.250	2.098	0.141	0.970	0.212	632.5
21	5	0.250	2.202	0.145	0.972	0.231	514.1
21	6	0.250	2.234	0.148	0.972	0.246	444.1
21	7	0.250	2.255	0.147	0.973	0.250	474.7
21	8	0.250	2.262	0.148	0.973	0.258	467.5
29	4	0.250	2.137	0.158	0.970	0.215	560.2
29	5	0.250	2.206	0.162	0.971	0.231	540.4
29	6	0.250	2.256	0.166	0.972	0.237	464.9
29	7	0.250	2.274	0.167	0.973	0.249	475.7

TABLE V. Same as Table III, but for stronger coupling.

K	N_{\perp}	$\langle:\phi^2(0): \rangle$	$\langle n_{B,\sigma} \rangle$	$\langle n_{B,-\sigma} \rangle$	$\langle n_B \rangle$	$\langle y_{B,\sigma} \rangle$	$\langle y_{B,-\sigma} \rangle$	$\langle y_B \rangle$
11	4	0.250	—	—	0.053	—	—	0.02987
11	5	0.250	—	—	0.054	—	—	0.03025
11	6	0.250	—	—	0.054	—	—	0.03033
13	4	0.250	—	—	0.053	—	—	0.02941
13	5	0.250	—	—	0.054	—	—	0.03060
15	4	0.250	—	—	0.053	—	—	0.02968
15	5	0.250	—	—	0.054	—	—	0.03033
17	4	0.250	—	—	0.054	—	—	0.03027
17	5	0.250	—	—	0.054	—	—	0.03069
19	4	0.250	—	—	0.054	—	—	0.03064
19	5	0.250	—	—	0.054	—	—	0.03082
21	4	0.250	0.0356	0.0190	0.0546	0.02012	0.01099	0.03111
21	5	0.250	0.0320	0.0225	0.0545	0.01770	0.01324	0.03094
21	6	0.250	0.0310	0.0238	0.0548	0.01718	0.01401	0.03119
21	7	0.250	0.0303	0.0244	0.0547	0.01676	0.01438	0.03114
21	8	0.250	0.0302	0.0247	0.0549	0.01667	0.01454	0.03121
29	4	0.250	0.0349	0.0201	0.0550	0.01928	0.01172	0.03100
29	5	0.250	0.0325	0.0226	0.0551	0.01801	0.01324	0.03125
29	6	0.250	0.0308	0.0241	0.0549	0.01699	0.01419	0.03118
29	7	0.250	0.0304	0.0248	0.0552	0.01673	0.01457	0.03130

TABLE VI. Same as Table IV, but for stronger coupling.

K	N_{\perp}	$\langle:\phi^2(0): \rangle$	g	$\delta M^2/\mu^2$	$ \psi_0 ^2$	$-100\mu^2 F'(0)$	$\frac{(\langle y_1 y_2 \rangle - \langle y \rangle^2)_{n \geq 2}}{\langle y \rangle^2}$
11	4	0.500	3.246	0.363	0.944	0.434	125.1
11	5	0.500	3.299	0.325	0.946	0.434	141.4
11	6	0.499	3.327	0.370	0.946	0.542	113.4
13	4	0.500	3.013	0.179	0.942	0.446	156.4
13	5	0.500	3.170	0.184	0.946	0.488	127.8
15	4	0.500	3.432	0.492	0.948	0.316	124.1
15	5	0.500	3.462	0.493	0.948	0.366	111.0
17	4	0.500	3.202	0.293	0.947	0.374	120.4
17	5	0.500	3.195	0.279	0.946	0.472	110.7
19	4	0.500	3.122	0.280	0.943	0.429	125.5
19	5	0.500	3.246	0.290	0.946	0.448	128.9
21	4	0.500	3.138	0.292	0.943	0.404	149.3
21	5	0.500	3.277	0.297	0.947	0.443	124.3
21	6	0.500	3.288	0.301	0.947	0.503	109.2
21	7	0.499	3.317	0.299	0.948	0.502	117.4
21	8	0.500	3.316	0.302	0.948	0.527	115.8
29	4	0.500	3.214	0.331	0.944	0.390	133.6
29	5	0.500	3.280	0.333	0.946	0.437	129.6
29	6	0.500	3.350	0.341	0.948	0.449	113.7
29	7	0.500	3.358	0.343	0.948	0.478	117.5

TABLE VII. Same as Table V, but for stronger coupling.

K	N_{\perp}	$\langle:\phi^2(0): \rangle$	$\langle n_{B,\sigma} \rangle$	$\langle n_{B,-\sigma} \rangle$	$\langle n_B \rangle$	$\langle y_{B,\sigma} \rangle$	$\langle y_{B,-\sigma} \rangle$	$\langle y_B \rangle$
11	4	0.500	—	—	0.108	—	—	0.06145
11	5	0.500	—	—	0.109	—	—	0.06145
11	6	0.499	—	—	0.109	—	—	0.06177
13	4	0.500	—	—	0.107	—	—	0.05923
13	5	0.500	—	—	0.109	—	—	0.06189
15	4	0.500	—	—	0.106	—	—	0.05893
15	5	0.500	—	—	0.107	—	—	0.06021
17	4	0.500	—	—	0.107	—	—	0.06001
17	5	0.500	—	—	0.108	—	—	0.06102
19	4	0.500	—	—	0.108	—	—	0.06100
19	5	0.500	—	—	0.108	—	—	0.06135
21	4	0.500	0.0670	0.0417	0.1088	0.03770	0.02396	0.06166
21	5	0.500	0.0600	0.0488	0.1088	0.03321	0.02852	0.06173
21	6	0.500	0.0582	0.0509	0.1092	0.03238	0.02986	0.06224
21	7	0.500	0.0571	0.0519	0.1089	0.03155	0.03034	0.06189
21	8	0.500	0.0571	0.0522	0.1092	0.03150	0.03044	0.06194
29	4	0.500	0.0646	0.0443	0.1089	0.03549	0.02567	0.06117
29	5	0.500	0.0606	0.0488	0.1095	0.03347	0.02838	0.06185
29	6	0.500	0.0573	0.0518	0.1091	0.03151	0.03027	0.06178
29	7	0.500	0.0568	0.0527	0.1095	0.03119	0.03072	0.06191

TABLE VIII. Same as Table VI, but for stronger coupling.

K	N_{\perp}	$\langle:\phi^2(0): \rangle$	g	$\delta M^2/\mu^2$	$ \psi_0 ^2$	$-100\mu^2 F'(0)$	$\frac{(\langle y_1 y_2 \rangle - \langle y \rangle^2)_{n \geq 2}}{\langle y \rangle^2}$
11	4	1.000	5.417	0.863	0.891	1.340	21.42
11	5	1.001	5.325	0.699	0.899	1.073	27.77
11	6	1.000	5.105	0.819	0.883	2.849	22.06
13	4	1.000	4.520	0.362	0.886	0.929	36.62
13	5	0.998	4.746	0.362	0.893	1.244	28.91
15	4	1.000	5.783	1.161	0.918	0.457	22.85
15	5	1.000	5.589	1.124	0.913	0.641	23.52
17	4	1.000	5.045	0.619	0.909	0.683	25.69
17	5	0.998	4.806	0.562	0.899	1.032	26.31
19	4	1.000	4.804	0.576	0.895	0.853	28.82
19	5	1.000	4.973	0.597	0.902	0.868	29.83
21	4	1.000	4.925	0.615	0.896	0.774	32.23
21	5	1.000	5.082	0.616	0.903	0.876	28.27
21	6	1.000	4.978	0.619	0.900	1.266	25.64
21	7	0.999	5.046	0.612	0.903	1.140	27.78
21	8	1.000	5.009	0.622	0.901	1.248	27.68
29	4	1.000	5.089	0.713	0.902	0.659	29.23
29	5	1.000	5.072	0.695	0.901	0.837	29.11
29	6	1.000	5.173	0.708	0.907	0.867	26.29
29	7	0.999	5.152	0.712	0.905	0.933	27.62

TABLE IX. Same as Table VII, but for stronger coupling.

K	N_{\perp}	$\langle:\phi^2(0): \rangle$	$\langle n_{B,\sigma} \rangle$	$\langle n_{B,-\sigma} \rangle$	$\langle n_B \rangle$	$\langle y_{B,\sigma} \rangle$	$\langle y_{B,-\sigma} \rangle$	$\langle y_B \rangle$
11	4	1.000	—	—	0.237	—	—	0.1425
11	5	1.001	—	—	0.231	—	—	0.1342
11	6	1.000	—	—	0.233	—	—	0.1383
13	4	1.000	—	—	0.217	—	—	0.1205
13	5	0.998	—	—	0.222	—	—	0.1280
15	4	1.000	—	—	0.210	—	—	0.1167
15	5	1.000	—	—	0.212	—	—	0.1181
17	4	1.000	—	—	0.211	—	—	0.1192
17	5	0.998	—	—	0.214	—	—	0.1212
19	4	1.000	—	—	0.216	—	—	0.1220
19	5	1.000	—	—	0.216	—	—	0.1217
21	4	1.000	0.1179	0.0994	0.2173	0.06625	0.05649	0.12275
21	5	1.000	0.1044	0.1129	0.2174	0.05788	0.06580	0.12368
21	6	1.000	0.1031	0.1154	0.2185	0.05770	0.06759	0.12529
21	7	1.000	0.1008	0.1162	0.2170	0.05575	0.06751	0.12326
21	8	1.000	0.1016	0.1153	0.2169	0.05608	0.06655	0.12263
29	4	1.000	0.1088	0.1057	0.2145	0.05894	0.06072	0.11966
29	5	1.000	0.1048	0.1122	0.2170	0.05738	0.06452	0.12190
29	6	1.000	0.0982	0.1178	0.2160	0.05363	0.06824	0.12187
29	7	1.000	0.0985	0.1180	0.2165	0.05360	0.06803	0.12163

TABLE X. Same as Table II, but for $\Lambda^2 = 100\mu^2$, $\mu_1^2 = 20\mu^2$, $\mu_2^2 = 40\mu^2$, and $\mu_3^2 = 60\mu^2$.

K	N_\perp	$\langle:\phi^2(0): \rangle$	g	$\delta M^2/\mu^2$	$ \psi_0 ^2$	$-100\mu^2 F'(0)$	$\frac{(\langle y_1 y_2 \rangle - \langle y \rangle^2)_{n \geq 2}}{\langle y \rangle^2}$
11	4	0.100	1.047	0.094	0.985	0.081	4110.
11	5	0.100	1.145	0.098	0.986	0.089	3654.
11	6	0.100	1.200	0.108	0.987	0.094	3197.
13	4	0.097	1.011	0.050	0.986	0.082	4110.
13	5	0.100	1.135	0.054	0.986	0.091	3585.
15	4	0.100	1.073	0.110	0.986	0.079	3822.
15	5	0.100	1.165	0.123	0.986	0.085	3215.
17	4	0.100	1.053	0.089	0.985	0.079	3707.
17	5	0.100	1.148	0.095	0.986	0.091	3025.
19	4	0.099	1.043	0.077	0.985	0.080	3736.
19	5	0.100	1.147	0.084	0.986	0.093	3021.
21	4	0.100	1.048	0.081	0.985	0.080	3475.
29	4	0.100	1.090	0.090	0.984	0.081	3412.
29	5	0.100	1.156	0.093	0.986	0.092	2893.
29	6	0.100	1.214	0.099	0.986	0.097	2718.
29	7	0.100	1.245	0.102	0.987	0.102	2387.
39	4	0.100	1.058	0.080	0.985	0.081	3460.
39	5	0.100	1.158	0.087	0.986	0.088	3134.
39	6	0.105	1.213	0.091	0.986	0.099	2362.

TABLE XI. Same as Table III, but for $\Lambda^2 = 100\mu^2$, $\mu_1^2 = 20\mu^2$, $\mu_2^2 = 40\mu^2$, and $\mu_3^2 = 60\mu^2$.

K	N_\perp	$\langle:\phi^2(0): \rangle$	$\langle n_{B,\sigma} \rangle$	$\langle n_{B,-\sigma} \rangle$	$\langle n_B \rangle$	$\langle y_{B,\sigma} \rangle$	$\langle y_{B,-\sigma} \rangle$	$\langle y_B \rangle$
11	4	0.100	—	—	0.021	—	—	0.01178
11	5	0.100	—	—	0.021	—	—	0.01214
11	6	0.100	—	—	0.021	—	—	0.01225
13	4	0.097	—	—	0.021	—	—	0.01170
13	5	0.100	—	—	0.021	—	—	0.01232
15	4	0.100	—	—	0.021	—	—	0.01148
15	5	0.100	—	—	0.021	—	—	0.01219
17	4	0.100	—	—	0.021	—	—	0.01186
17	5	0.100	—	—	0.021	—	—	0.01234
19	4	0.099	—	—	0.021	—	—	0.01198
19	5	0.100	—	—	0.022	—	—	0.01247
21	4	0.100	—	—	0.021	—	—	0.01217
29	4	0.100	0.0163	0.0066	0.0229	0.00939	0.00390	0.01329
29	5	0.100	0.0135	0.0082	0.0218	0.00757	0.00496	0.01253
29	6	0.100	0.0122	0.0096	0.0218	0.00679	0.00580	0.01259
29	7	0.100	0.0118	0.0103	0.0220	0.00660	0.00621	0.01280
39	4	0.100	0.0154	0.0063	0.0217	0.00865	0.00379	0.01243
39	5	0.100	0.0135	0.0082	0.0218	0.00764	0.00493	0.01256
39	6	0.100	0.0129	0.0102	0.0231	0.00717	0.00616	0.01333

TABLE XII. Same as Table X, but for stronger coupling.

K	N_{\perp}	$\langle:\phi^2(0): \rangle$	g	$\delta M^2/\mu^2$	$ \psi_0 ^2$	$-100\mu^2 F'(0)$	$\frac{(\langle y_1 y_2 \rangle - \langle y \rangle^2)_{n \geq 2}}{\langle y \rangle^2}$
11	4	0.250	1.770	0.251	0.965	0.189	615.3
11	5	0.250	1.898	0.251	0.967	0.207	553.3
11	6	0.250	1.978	0.278	0.968	0.223	485.3
13	4	0.250	1.660	0.129	0.963	0.210	602.1
13	5	0.250	1.855	0.135	0.966	0.227	552.2
15	4	0.249	1.845	0.303	0.966	0.171	573.8
15	5	0.250	1.976	0.332	0.967	0.185	483.0
17	4	0.249	1.758	0.232	0.965	0.175	586.0
17	5	0.251	1.900	0.246	0.966	0.214	465.5
19	4	0.250	1.749	0.203	0.964	0.194	560.0
19	5	0.251	1.896	0.219	0.966	0.224	462.0
21	4	0.250	1.750	0.211	0.964	0.190	529.9
29	4	0.249	1.828	0.235	0.962	0.188	531.2
29	5	0.250	1.917	0.243	0.966	0.215	450.3
29	6	0.250	2.004	0.257	0.968	0.226	423.3
29	7	0.250	2.041	0.262	0.968	0.244	376.8
39	4	0.250	1.762	0.208	0.964	0.192	539.6
39	5	0.248	1.908	0.222	0.966	0.211	484.9
39	6	0.250	1.993	0.233	0.967	0.234	405.2

TABLE XIII. Same as Table XI, but for stronger coupling.

K	N_{\perp}	$\langle:\phi^2(0): \rangle$	$\langle n_{B,\sigma} \rangle$	$\langle n_{B,-\sigma} \rangle$	$\langle n_B \rangle$	$\langle y_{B,\sigma} \rangle$	$\langle y_{B,-\sigma} \rangle$	$\langle y_B \rangle$
11	4	0.250	—	—	0.052	—	—	0.02950
11	5	0.250	—	—	0.053	—	—	0.03019
11	6	0.250	—	—	0.053	—	—	0.03048
13	4	0.250	—	—	0.053	—	—	0.03012
13	5	0.250	—	—	0.054	—	—	0.03101
15	4	0.249	—	—	0.051	—	—	0.02853
15	5	0.250	—	—	0.053	—	—	0.03000
17	4	0.249	—	—	0.052	—	—	0.02881
17	5	0.251	—	—	0.054	—	—	0.03061
19	4	0.250	—	—	0.053	—	—	0.03025
19	5	0.251	—	—	0.054	—	—	0.03122
21	4	0.250	—	—	0.053	—	—	0.03034
29	4	0.250	0.0382	0.0183	0.0564	0.02194	0.01070	0.03264
29	5	0.250	0.0318	0.0223	0.0541	0.01770	0.01334	0.03105
29	6	0.250	0.0287	0.0256	0.0543	0.01586	0.01540	0.03125
29	7	0.250	0.0275	0.0272	0.0547	0.01541	0.01633	0.03173
39	4	0.250	0.0365	0.0173	0.0539	0.02051	0.01029	0.03080
39	5	0.250	0.0319	0.0220	0.0539	0.01798	0.01310	0.03109
39	6	0.250	0.0293	0.0254	0.0547	0.01635	0.01523	0.03158

TABLE XIV. Same as Table XII, but for stronger coupling.

K	N_{\perp}	$\langle:\phi^2(0): \rangle$	g	$\delta M^2/\mu^2$	$ \psi_0 ^2$	$-100\mu^2 F'(0)$	$\frac{(\langle y_1 y_2 \rangle - \langle y \rangle^2)_{n \geq 2}}{\langle y \rangle^2}$
11	4	0.499	2.812	0.555	0.934	0.365	130.8
11	5	0.500	2.882	0.520	0.936	0.408	123.2
11	6	0.500	2.965	0.581	0.938	0.478	109.3
13	4	0.500	2.405	0.256	0.925	0.441	142.6
13	5	0.500	2.763	0.272	0.933	0.472	127.7
15	4	0.501	3.041	0.726	0.940	0.266	117.3
15	5	0.500	3.122	0.753	0.942	0.301	105.7
17	4	0.500	2.732	0.505	0.937	0.298	134.6
17	5	0.500	2.877	0.516	0.937	0.394	109.1
19	4	0.499	2.685	0.428	0.932	0.370	128.9
19	5	0.500	2.849	0.457	0.936	0.435	109.1
21	4	0.499	2.685	0.449	0.932	0.362	122.1
29	4	0.500	2.868	0.512	0.931	0.341	119.5
29	5	0.500	2.926	0.519	0.937	0.392	105.1
29	6	0.500	3.029	0.542	0.940	0.412	100.1
29	7	0.501	3.058	0.550	0.940	0.474	90.2
39	4	0.500	2.739	0.448	0.932	0.358	122.2
39	5	0.500	2.930	0.475	0.937	0.393	108.4
39	6	0.500	2.993	0.486	0.939	0.437	96.9

TABLE XV. Same as Table XIII, but for stronger coupling.

K	N_{\perp}	$\langle:\phi^2(0): \rangle$	$\langle n_{B,\sigma} \rangle$	$\langle n_{B,-\sigma} \rangle$	$\langle n_B \rangle$	$\langle y_{B,\sigma} \rangle$	$\langle y_{B,-\sigma} \rangle$	$\langle y_B \rangle$
11	4	0.499	—	—	0.107	—	—	0.06126
11	5	0.500	—	—	0.108	—	—	0.06130
11	6	0.500	—	—	0.108	—	—	0.06196
13	4	0.500	—	—	0.108	—	—	0.06124
13	5	0.500	—	—	0.109	—	—	0.06350
15	4	0.501	—	—	0.103	—	—	0.05771
15	5	0.500	—	—	0.105	—	—	0.05922
17	4	0.500	—	—	0.102	—	—	0.05647
17	5	0.500	—	—	0.106	—	—	0.06056
19	4	0.499	—	—	0.107	—	—	0.06082
19	5	0.500	—	—	0.108	—	—	0.06234
21	4	0.499	—	—	0.106	—	—	0.06058
29	4	0.500	0.0684	0.0437	0.1121	0.03925	0.02539	0.06464
29	5	0.500	0.0568	0.0507	0.1075	0.03157	0.03009	0.06166
29	6	0.500	0.0509	0.0566	0.1075	0.02807	0.03373	0.06181
29	7	0.500	0.0493	0.0595	0.1088	0.02755	0.03554	0.06309
39	4	0.500	0.0665	0.0410	0.1076	0.03756	0.02418	0.06174
39	5	0.500	0.0574	0.0506	0.1080	0.03239	0.02994	0.06233
39	6	0.500	0.0524	0.0559	0.1084	0.02919	0.03333	0.06252

TABLE XVI. Same as Table XIV, but for stronger coupling.

K	N_{\perp}	$\langle:\phi^2(0): \rangle$	g	$\delta M^2/\mu^2$	$ \psi_0 ^2$	$-100\mu^2 F'(0)$	$\frac{(\langle y_1 y_2 \rangle - \langle y \rangle^2)_{n \geq 2}}{\langle y \rangle^2}$
11	4	0.989	4.661	1.220	0.858	1.195	22.07
11	5	0.998	4.326	0.991	0.868	1.114	26.07
11	6	0.904	4.181	1.063	0.882	1.442	28.64
13	4	1.002	3.378	0.487	0.836	1.122	32.87
13	5	1.000	4.182	0.537	0.863	1.245	27.45
15	4	1.000	5.332	1.849	0.912	0.337	19.69
15	5	1.000	5.142	1.804	0.908	0.458	21.64
17	4	0.998	4.448	1.131	0.896	0.448	28.27
17	5	1.000	4.527	1.094	0.889	0.758	24.09
19	4	1.000	4.317	0.915	0.873	0.759	27.20
19	5	0.999	4.412	0.970	0.880	0.960	24.52
21	4	1.000	4.300	0.966	0.876	0.752	25.75
29	4	1.000	4.795	1.160	0.886	0.565	23.4
29	5	0.999	4.683	1.132	0.893	0.699	22.5
29	6	1.000	4.772	1.164	0.897	0.757	21.9
29	7	0.999	4.706	1.160	0.893	1.079	20.9
39	4	0.998	4.562	1.006	0.884	0.660	23.6
39	5	1.000	4.678	1.026	0.892	0.729	22.3
39	6	1.000	4.656	1.020	0.894	0.833	21.8

TABLE XVII. Same as Table XV, but for stronger coupling.

K	N_{\perp}	$\langle:\phi^2(0): \rangle$	$\langle n_{B,\sigma} \rangle$	$\langle n_{B,-\sigma} \rangle$	$\langle n_B \rangle$	$\langle y_{B,\sigma} \rangle$	$\langle y_{B,-\sigma} \rangle$	$\langle y_B \rangle$
11	4	0.989	—	—	0.245	—	—	0.1524
11	5	0.998	—	—	0.227	—	—	0.1310
11	6	0.904	—	—	0.206	—	—	0.1207
13	4	1.002	—	—	0.228	—	—	0.1297
13	5	1.000	—	—	0.230	—	—	0.1370
15	4	1.000	—	—	0.205	—	—	0.1149
15	5	1.000	—	—	0.204	—	—	0.1140
17	4	0.998	—	—	0.198	—	—	0.1078
17	5	1.000	—	—	0.212	—	—	0.1203
19	4	1.000	—	—	0.218	—	—	0.1261
19	5	0.999	—	—	0.218	—	—	0.1271
21	4	1.000	—	—	0.215	—	—	0.1245
29	4	1.000	0.1051	0.1152	0.2203	0.06028	0.06653	0.12680
29	5	1.000	0.0894	0.1231	0.2125	0.04925	0.07260	0.12185
29	6	1.000	0.0798	0.1317	0.2115	0.04334	0.07794	0.12128
29	7	1.000	0.0787	0.1350	0.2137	0.04357	0.08055	0.12412
39	4	1.000	0.1069	0.1090	0.2159	0.06156	0.06396	0.12552
39	5	1.000	0.0907	0.1232	0.2139	0.05109	0.07272	0.12381
39	6	1.000	0.0836	0.1297	0.2133	0.04611	0.07694	0.12305

For higher resolution ($K = 21$ and 29 for $\Lambda^2 = 50\mu^2$ and $K = 29$ and 39 for $\Lambda^2 = 100\mu^2$) we plot the structure function f_B in Figs. 2-9. Typical contributions to f_B from one-boson and two-boson states are shown in Figs. 10 and 11. The two-boson contribution to the structure function is further analyzed in terms of its dependence on both longitudinal momentum fractions in Fig. 12, where

$$\tilde{f}_{B\sigma}(y_1, y_2) \equiv \int d^2q_{\perp 1} d^2q_{\perp 2} |\phi_{\sigma\sigma}^{(2,0,0)}(\underline{q}_j)|^2 \quad (3.9)$$

is plotted. We also show typical two-body wave functions in Figs. 13 and 14; the agreement with the necessary $L_z = 1$ symmetry in the antiparallel helicity case is an important check of J_z conservation in the calculation.

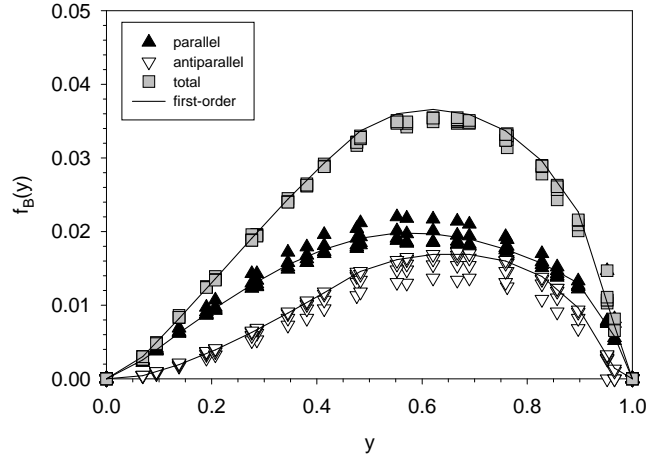


FIG. 2. The boson structure function f_B at various numerical resolutions, with $M = \mu$, $\langle:\phi^2(0): \rangle = 0.1$, $\Lambda^2 = 50\mu^2$, $\mu_1^2 = 10\mu^2$, $\mu_1^2 = 20\mu^2$, and $\mu_1^2 = 30\mu^2$. The solid line is from first-order perturbation theory.

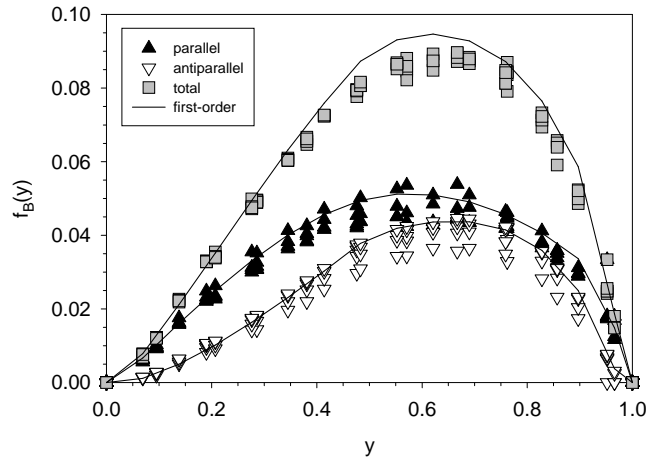


FIG. 3. Same as Fig. 2 but for $\langle:\phi^2(0): \rangle = 0.25$.

As a check on the logarithmic PV coupling constraint in Eq. (2.4), we compute the bare mass shift δM^2 when M^2 is much less than μ^2 . Figure 15 shows its behavior as a function

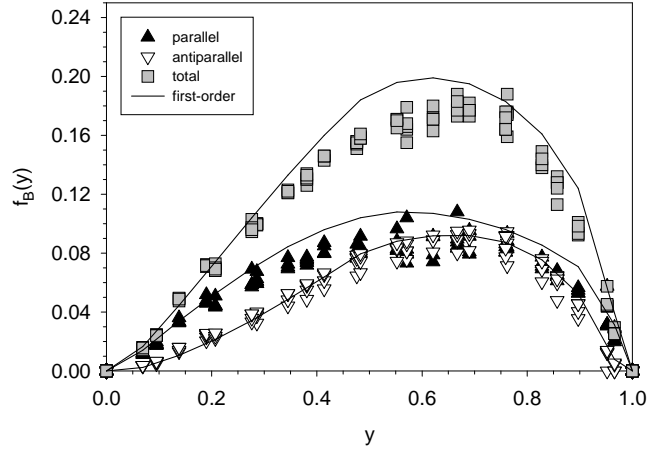


FIG. 4. Same as Fig. 2 but for $\langle \phi^2(0) \rangle = 0.5$.

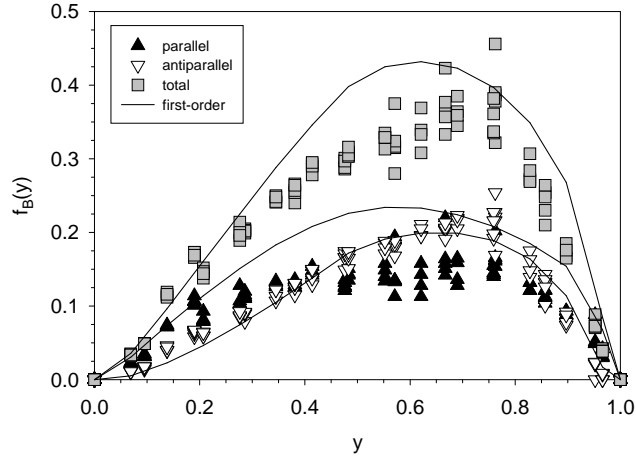


FIG. 5. Same as Fig. 2 but for $\langle \phi^2(0) \rangle = 1.0$.

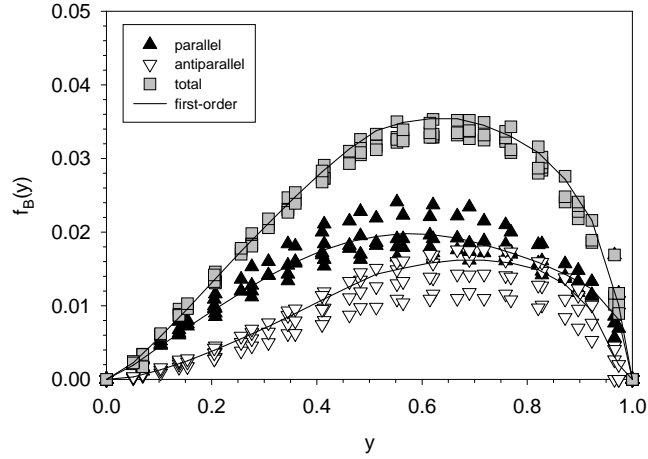


FIG. 6. Same as Fig. 2 but for $\Lambda^2 = 100\mu^2$, $\mu_1^2 = 20\mu^2$, $\mu_1^2 = 40\mu^2$, and $\mu_1^2 = 60\mu^2$.

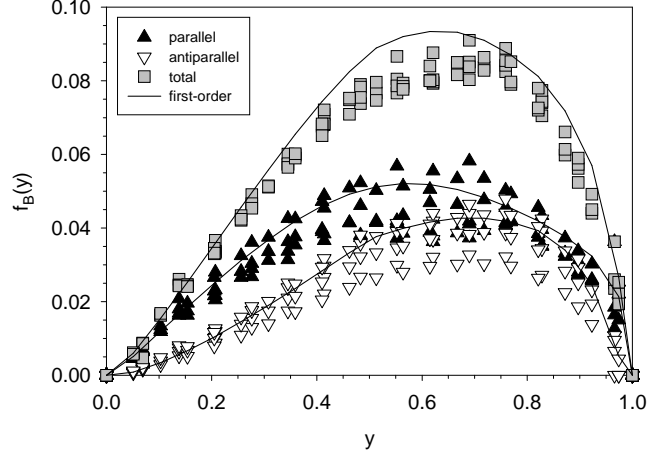


FIG. 7. Same as Fig. 6 but for $\langle \phi^2(0) \rangle = 0.25$.

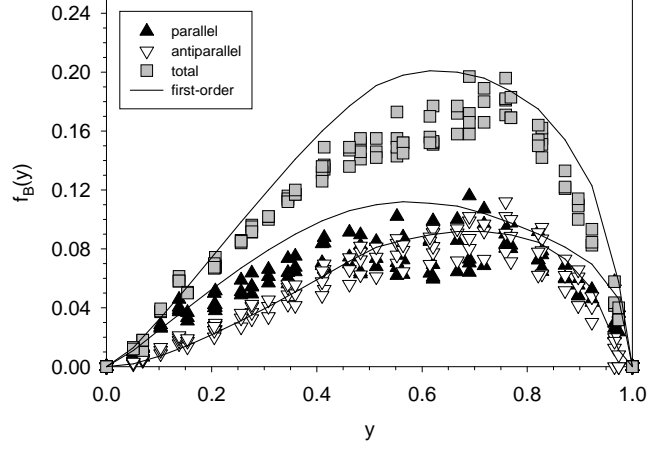


FIG. 8. Same as Fig. 6 but for $\langle \phi^2(0) \rangle = 0.5$.

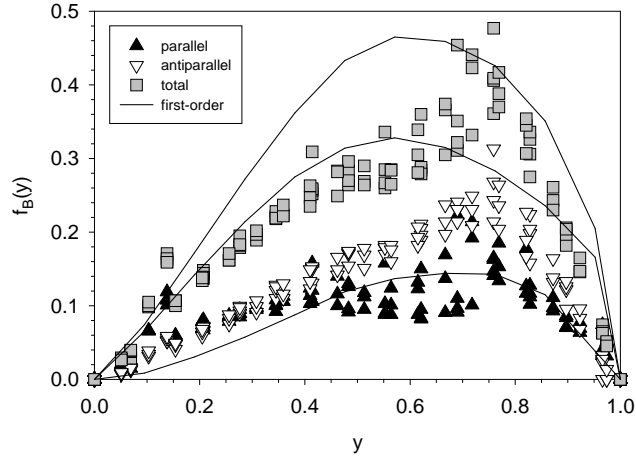


FIG. 9. Same as Fig. 6 but for $\langle \phi^2(0) \rangle = 1.0$.

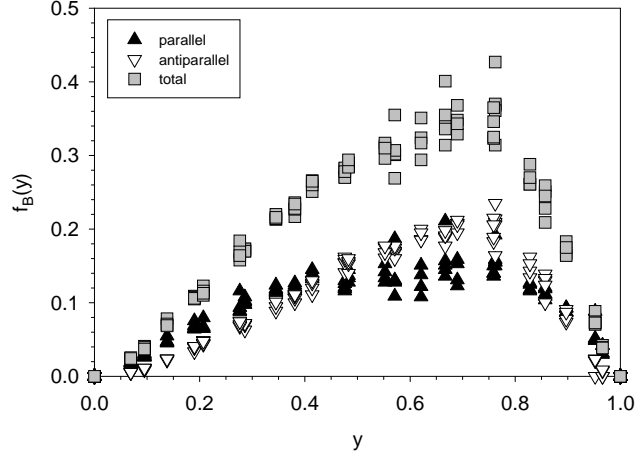


FIG. 10. The one-boson contribution to the boson structure function f_B at various numerical resolutions, with $M = \mu$, $\langle:\phi^2(0): \rangle = 1$, $\Lambda^2 = 50\mu^2$, $\mu_1^2 = 10\mu^2$, $\mu_1^2 = 20\mu^2$, and $\mu_1^2 = 30\mu^2$.

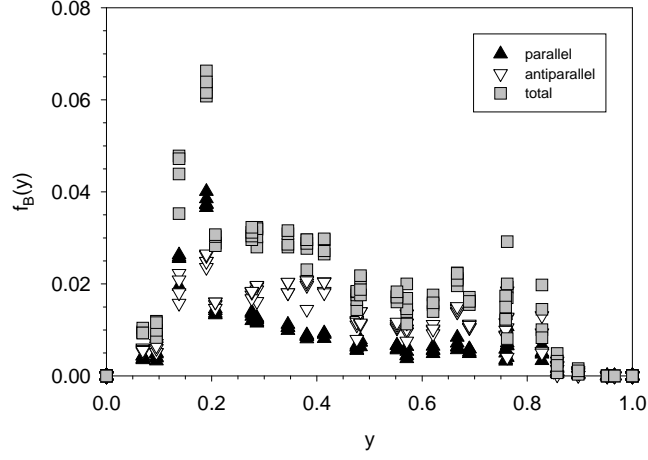


FIG. 11. Same as Fig. 10, but for the two-boson contribution.

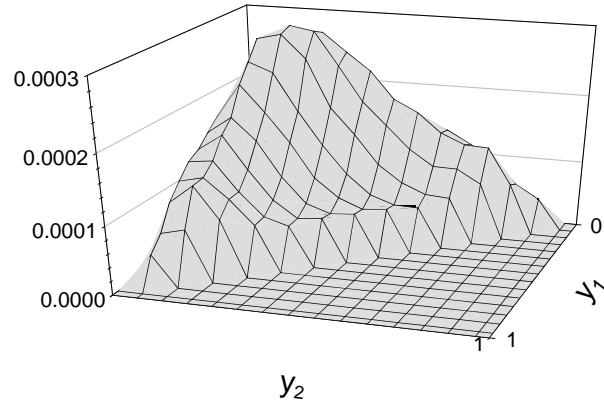


FIG. 12. The two-boson structure function $\tilde{f}_{B\sigma}$ for $K = 29$ and $N_\perp = 7$, with $M = \mu$, $\langle:\phi^2(0): \rangle = 1$, $\Lambda^2 = 50\mu^2$, $\mu_1^2 = 10\mu^2$, $\mu_1^2 = 20\mu^2$, and $\mu_1^2 = 30\mu^2$.

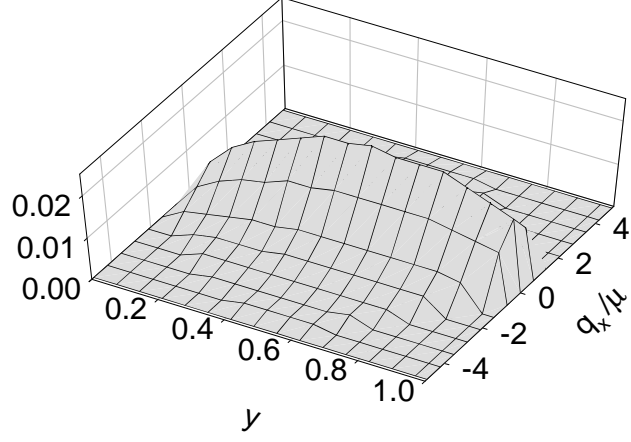


FIG. 13. The parallel-helicity, one-boson amplitude $\phi_{\sigma\sigma}^{(1,0,0,0)}$ as a function of longitudinal momentum fraction y and one transverse momentum component q_x in the $q_y = 0$ plane. The parameter values are $K = 29$, $N_\perp = 7$, $M = \mu$, $\Lambda^2 = 50\mu^2$, $\mu_1^2 = 10\mu^2$, $\mu_2^2 = 20\mu^2$, $\mu_3^2 = 30\mu^2$, and $\langle:\phi^2(0): \rangle = 0.25$.

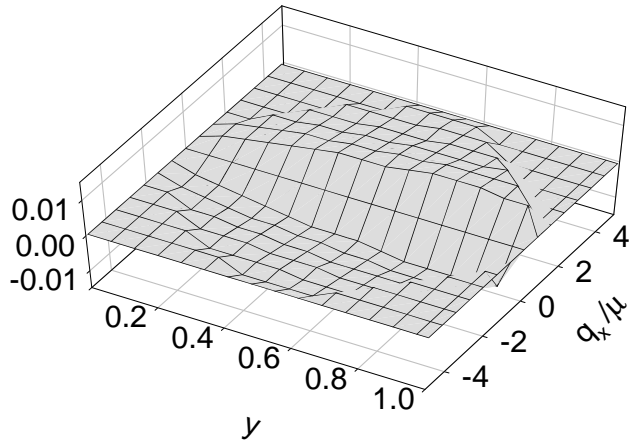


FIG. 14. Same as Fig. 13 but for antiparallel bare helicity.

of the longitudinal resolution for various bare couplings. If the logarithmic constraint was sufficient for nonperturbative calculation, δM^2 should go to zero as M^2 approaches zero and the resolution approaches the continuum limit. This appears to work well only for weak coupling.

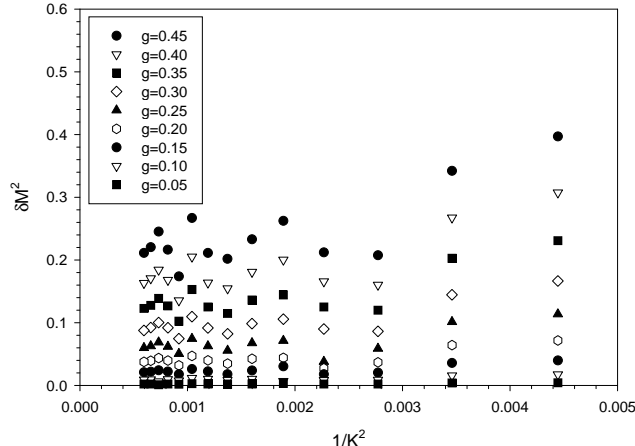


FIG. 15. The bare mass shift δM^2 as a function of the longitudinal resolution K for various bare couplings g , with $N_\perp = 4$, $M^2 = 0.001\mu^2$, $\Lambda^2 = 50\mu^2$, $\mu_1^2 = 10\mu^2$, $\mu_2^2 = 20\mu^2$, and $\mu_3^2 = 30\mu^2$.

IV. CONCLUSIONS AND PROSPECTS FOR THE APPLICATION OF DLCQ(3+1) TO GAUGE THEORY

We have used the discretized light-cone quantization method to successfully solve for the mass and light-cone wave functions of a dressed fermionic state in a Yukawa theory in 3 + 1 space-time dimensions. No *a priori* constraint on the number of bosonic constituents was necessary; however, since the fermion constituent was treated as heavy, states containing fermion–anti-fermion pairs were truncated. We have found that the eigensolution at strong coupling displays features which significantly deviated from first-order perturbation theory. Numerical resolution in this domain of strong coupling was not a limiting factor in this analysis.

The regularization procedure which we have chosen, with three PV scalars, functioned well. However, better convergence of the DLCQ method at strong coupling could be obtained by constraining the PV couplings non-perturbatively, rather than using the one-loop perturbative constraints in (2.4).

A number of properties of the Yukawa-theory eigensolution could be extracted from its light-cone Fock-state wave function. This illustrates the power of the DLCQ method in making the Fock-state wave functions of the eigenstates explicitly available. It is also possible to use the derived wave functions to compute the Pauli and Dirac form factors of the dressed fermion state at general momentum transfers [29].

There are additional calculations which might be done within the context of the zero fermion pair approximation. We could consider two-fermion states and study true bound

states and scattering solutions. We could also consider dressed spin-3/2 states and the analog of $N\pi \leftrightarrow \Delta$ transitions. Extension of these methods to pseudo-scalar Yukawa theory would make the $N\pi \leftrightarrow \Delta$ connection stronger.

Although the approach used in this paper to solve (3+1)-dimensional Yukawa theory at strong coupling has been successful, future progress for solving other quantum field theories will require more efficient analytic methods and numerical algorithms. An alternative ultraviolet regularization procedure, using only one PV scalar and one PV fermion [30,28] may potentially provide a more efficient approach for solving Yukawa theories. Not only is the constraint on the couplings trivial, but the light-cone Hamiltonian is also much simpler. The simplifications occur because the instantaneous fermion interactions (the terms in (2.1) of order g^2) cancel. Moreover, the DLCQ matrix for the remaining three-point interactions is much more sparse, allowing calculations at higher resolutions. Our next step will be to test this alternative regularization.

One can consider two other possibilities for PV regularization [30] of full Yukawa theory. One is to use two heavy fermions and one heavy scalar [23]; the other is to use one less heavy fermion but make the transverse momentum cutoff part of the regularization rather than just a numerical procedure. In each case a ϕ^4 term must be added. We plan to explore both of these methods.

Quantum electrodynamics and quantum chromodynamics in physical space-time, including the phenomenon of chiral symmetry breaking remain the central challenge to DLCQ methods. One attractive possible approach is to use broken supersymmetry as an effective ultraviolet regulator of the light-cone Hamiltonians of gauge theories.

The PV method also has applicability to the renormalization of non-Abelian Hamiltonian gauge theories on the light-cone. Paston, Franke and Prokhvatilov [31,32] have recently extended their analysis to the nonperturbative regulation of light-cone QCD, including the regularization of the infrared singularities introduced by using light-cone gauge. They find that a combination of light-cone gauge, PV fields, higher derivative regulation, and carefully chosen momentum cutoffs can regulate the theory in such a way as to provide agreement with Feynman calculations using the Mandelstam–Leibbrandt prescription [33] for the spurious singularity in the gauge propagator. The resulting dynamical operator is rather complex and several regulating fields are needed, but the regulation procedures appear suitable for numerical calculations. We plan to test these methods in Abelian theory, including the calculation of positronium bound states [34,35] and the non-perturbative calculation of the anomalous magnetic moments of leptons at strong coupling [36].

ACKNOWLEDGMENTS

This work was supported in part by the Minnesota Supercomputing Institute through grants of computing time and by the U.S. Department of Energy, contracts DE-AC03-76SF00515 (S.J.B.), DE-FG02-98ER41087 (J.R.H.), and DE-FG03-95ER40908 (G.M.).

APPENDIX: LANCZOS ALGORITHM FOR INDEFINITE METRIC

The ordinary Lanczos algorithm [27] was designed for diagonalization of real symmetric or Hermitian matrices. A more general form, the biorthogonal Lanczos algorithm [37], can be applied to non-symmetric cases but is quite cumbersome. In the case of a complex symmetric matrix, the biorthogonal algorithm can be reduced to a form nearly as simple as the real symmetric case [38]; this approach was used in previous work [18,21] where imaginary couplings made negative norms unnecessary. The complex-symmetric approach is not easy to implement for Yukawa theory because the Hamiltonian is fully Hermitian. Instead, negative norms are assigned, and the eigenvalue problem becomes one with indefinite metric.

For this case the biorthogonal algorithm can still be reduced to a simpler form. Let η represent the metric signature, so that numerical dot products are written $\langle\phi'|\phi\rangle = \phi'^* \cdot \eta\phi$. The Hamiltonian matrix H is constructed to be self-adjoint with respect to this metric, which means that [39] $\bar{H} \equiv \eta^{-1}H^\dagger\eta = H$. The Lanczos algorithm for the diagonalization of H then takes the form

$$\begin{aligned} \alpha_j &= \nu_j \mathbf{q}_j^* \cdot \eta H \mathbf{q}_j, \quad \mathbf{r}_j = H \mathbf{q}_j - \gamma_{j-1} \mathbf{q}_{j-1} - \alpha_j \mathbf{q}_j, \quad \beta_j = +\sqrt{|\mathbf{r}_j^* \cdot \eta \mathbf{r}_j|}, \\ \mathbf{q}_{j+1} &= \mathbf{r}_j / \beta_j, \quad \nu_{j+1} = \text{sign}(\mathbf{r}_j^* \cdot \eta \mathbf{r}_j), \quad \nu_1 = \text{sign}(\mathbf{q}_1^* \cdot \eta \mathbf{q}_1), \quad \gamma_j = \nu_{j+1} \nu_j \beta_j, \end{aligned} \quad (\text{A1})$$

where \mathbf{q}_1 is taken as a normalized initial guess and $\gamma_0 = 0$. This initial guess is generated with use of high-order Brillouin–Wigner perturbation theory. To determine when to stop the Lanczos iterations, the convergence of the eigenvalue and parts of the boson-fermion wave function are monitored.

Just as for the ordinary Lanczos algorithm, the original matrix H acquires the following tridiagonal matrix representation T with respect to the basis formed by the vectors \mathbf{q}_j :

$$H \rightarrow T \equiv \begin{pmatrix} \alpha_1 & \beta_1 & 0 & 0 & 0 & \dots \\ \gamma_1 & \alpha_2 & \beta_2 & 0 & 0 & \dots \\ 0 & \gamma_2 & \alpha_3 & \beta_3 & 0 & \dots \\ 0 & 0 & \gamma_3 & . & . & \dots \\ 0 & 0 & 0 & . & . & \dots \\ . & . & . & . & . & \dots \end{pmatrix}. \quad (\text{A2})$$

By construction, the elements of T are real. The new matrix is also self-adjoint, but with respect to an induced metric $\nu = \{\nu_1, \nu_2, \dots\}$. The eigenvalues of T approximate some of the eigenvalues of H , even after only a few iterations. Approximate eigenvectors of H are constructed from the right eigenvectors \mathbf{c}_i of T as $\phi_i = \sum_k (c_i)_k \mathbf{q}_k$.

REFERENCES

- [1] H.-C. Pauli and S.J. Brodsky, Phys. Rev. D **32**, 1993 (1985); **32**, 2001 (1985).
- [2] For reviews, see S.J. Brodsky and H.-C. Pauli, in *Recent Aspects of Quantum Fields*, edited by H. Mitter and H. Gausterer, Lecture Notes in Physics Vol. 396 (Springer-Verlag, Berlin, 1991); S.J. Brodsky, G. McCartor, H.-C. Pauli, and S.S. Pinsky, Part. World **3**, 109 (1993); M. Burkardt, Adv. Nucl. Phys. **23**, 1 (1996); S.J. Brodsky, H.-C. Pauli, and S.S. Pinsky, Phys. Rep. **301**, 299 (1997), hep-ph/9705477.
- [3] S.J. Brodsky, “QCD aspects of exclusive B decays,” hep-ph/0104153.
- [4] M. Beneke, G. Buchalla, M. Neubert, and C.T. Sachrajda, Nucl. Phys. B **591**, 313 (2000), hep-ph/0006124.
- [5] Y. Y. Keum, H. Li, and A. I. Sanda, Phys. Rev. D **63**, 054008 (2001), hep-ph/0004173.
- [6] S. J. Brodsky and D. S. Hwang, Nucl. Phys. B **543**, 239 (1999), hep-ph/9806358.
- [7] S. J. Brodsky, M. Diehl, and D. S. Hwang, Nucl. Phys. B **596**, 99 (2001), hep-ph/0009254.
- [8] M. Diehl, T. Feldmann, R. Jakob, and P. Kroll, Nucl. Phys. B **596**, 33 (2001), hep-ph/0009255.
- [9] For a review, see S.J. Brodsky, “Hadronic light-front wave functions and QCD phenomenology,” hep-ph/0102051.
- [10] O. Lunin and S. Pinsky, Phys. Rev. D **63**, 045019 (2001), hep-th/0005282.
- [11] D.J. Gross, A. Hashimoto, and I.R. Klebanov, Phys. Rev. D **57**, 6420 (1998), hep-th/9710240.
- [12] F. Antonuccio, O. Lunin, S. Pinsky, and A. Hashimoto, JHEP **07**, 029 (1999); J.R. Hiller, O. Lunin, S. Pinsky, and U. Trittman, Phys. Lett. B **482**, 409 (2000); J.R. Hiller, S. Pinsky, and U. Trittman, Phys. Rev. D **63**, 105017 (2001).
- [13] F. Antonuccio and S.S. Pinsky, Phys. Lett. B **397**, 42 (1997), hep-th/9612021.
- [14] W.A. Bardeen and R. Pearson, Phys. Rev. D **14**, 547 (1976); W.A. Bardeen, R.B. Pearson, and E. Rabinovici, *ibid.* **21**, 1037 (1980); P.A. Griffin, Mod. Phys. Lett. A **7**, 601 (1992); Nucl. Phys. **B372**, 270 (1992); Phys. Rev. D **46**, 3538 (1992); **47**, 3530 (1993); M. Burkardt, *ibid.* **47**, 4628 (1993); **49**, 5446 (1994); M. Burkardt, in the proceedings of the 1995 ELFE Summer School and Workshop, *Confinement Physics*, edited by S. Bass and P.A.M. Guichon, (Gif-sur-Yvette, Ed. Frontieres, 1996), p. 255; M. Burkardt and B. Klindworth, Phys. Rev. D **55**, 1001 (1997); S. Dalley and B. van de Sande, *ibid.* **59**, 065008 (1999); **63**, 076004 (2001).
- [15] S. Dalley, hep-ph/0101318.
- [16] S. K. Seal and M. Burkardt, Nucl. Phys. Proc. Suppl. **90**, 233 (2000).
- [17] M. Burkardt and S. K. Seal, hep-ph/0105109.
- [18] S.J. Brodsky, J.R. Hiller, G. McCartor, Phys. Rev. D **58**, 025005 (1998).
- [19] W. Pauli and F. Villars, Rev. Mod. Phys. **21**, 4334 (1949).
- [20] K.R. Dienes, hep-ph/0104274.
- [21] S.J. Brodsky, J.R. Hiller, G. McCartor, Phys. Rev. D **60**, 054506 (1999).
- [22] S.A. Paston and V.A. Franke, Theor. Math. Phys. **112**, 1117 (1997), hep-th/9901110.
- [23] S.A. Paston, E.V. Prokhvatilov and V.A. Franke, hep-th/9910114.
- [24] P.A.M. Dirac, Rev. Mod. Phys. **21**, 392 (1949).
- [25] G. McCartor and D.G. Robertson, Z. Phys. C **53**, 679 (1992).

- [26] C. Bouchiat, P. Fayet, and N. Surlas, *Lett. Nuovo Cim.* **4**, 9 (1972); S.-J. Chang and T.-M. Yan, *Phys. Rev. D* **7**, 1147 (1973); M. Burkardt and A. Langnau, *Phys. Rev. D* **44**, 3857 (1991).
- [27] C. Lanczos, *J. Res. Nat. Bur. Stand.* **45**, 255 (1950); J.H. Wilkinson, *The Algebraic Eigenvalue Problem* (Clarendon, Oxford, 1965); B.N. Parlett, *The Symmetric Eigenvalue Problem* (Prentice–Hall, Englewood Cliffs, NJ, 1980); J. Cullum and R.A. Willoughby, *J. Comput. Phys.* **44**, 329 (1981); *Lanczos Algorithms for Large Symmetric Eigenvalue Computations* (Birkhauser, Boston, 1985), Vol. I and II; G.H. Golub and C.F. van Loan, *Matrix Computations* (Johns Hopkins University Press, Baltimore, 1983).
- [28] S.J. Brodsky, J.R. Hiller, and G. McCartor, to be submitted to *Phys. Rev. D*.
- [29] J.R. Hiller, in the proceedings of the Workshop on the Transition from Low to High Q Form Factors, Athens, GA, September 17, 1999, (TJNAF, Newport News, VA, 1999), p. 193, hep-ph/9909471.
- [30] S.A. Paston, V.A. Franke and E.V. Prokhvatilov, private communication.
- [31] S.A. Paston, V.A. Franke and E.V. Prokhvatilov, *Theor. Math. Phys.* **120**, 1164 (1999) [*Teor. Mat. Fiz.* **120**, 417 (1999)], hep-th/0002062.
- [32] S.A. Paston, E.V. Prokhvatilov and V.A. Franke, hep-th/0011224.
- [33] S. Mandelstam, *Nucl. Phys.* **B213**, 149 (1983); G. Leibbrandt, *Phys. Rev. D* **29**, 1699 (1984).
- [34] M. Krautgartner, H.-C. Pauli, and F. Wolz, *Phys. Rev. D* **45**, 3755 (1992).
- [35] M. Kaluza and H. C. Pauli, *Phys. Rev. D* **45**, 2968 (1992).
- [36] J.R. Hiller and S.J. Brodsky, *Phys. Rev. D* **59**, 016006 (1999).
- [37] J.H. Wilkinson, Ref. 27; Y. Saad, *Comput. Phys. Commun.* **53**, 71 (1989); S.K. Kin and A.T. Chronopoulos, *J. Comp. and Appl. Math* **42**, 357 (1992).
- [38] J. Cullum and R.A. Willoughby, in *Large-Scale Eigenvalue Problems*, eds. J. Cullum and R.A. Willoughby, *Math. Stud.* **127** (Elsevier, Amsterdam, 1986), p. 193.
- [39] W. Pauli, *Rev. Mod. Phys.* **15**, 175 (1943).